



**United Nations
Conference
on Trade and
Development**

Distr.
GENERAL

TD/B/COM.1/EM.34/2/Add.1
17 August 2007

ENGLISH ONLY

TRADE AND DEVELOPMENT BOARD

Commission on Trade in Goods and Services, and Commodities

Expert meeting on participation of developing countries in new
and dynamic sectors of world trade: The South–South dimension

Geneva, 16–17 October 2007

Item 3 of the provisional agenda

**NEW AND DYNAMIC SECTORS OF TRADE:
THE SOUTH–SOUTH DIMENSION***

Statistical annex

* This document contains statistical tables and figures as an annex, which accompanies background document TD/B/COM.1/EM.34/2.

Annex

Table 1. Dynamic export products from the South

		To the South			Value	
		Share	Share		Variation	
		value in	value in	Share	1995-2005	
HS4 Code	Description	1995	2005	increase	(%)	
		(%)	(%)			
1	1201	Soya beans	0.080	0.385	3.837	1415.9
2	2515	Marble, travertine, and other	0.006	0.024	3.078	1178.0
3	2601	Iron ores and concentrates	0.365	0.853	1.335	631.8
4	2605	Cobalt ores and concentrates	0.005	0.018	2.520	1003.2
5	2607	Lead ores and concentrates	0.010	0.022	1.287	616.9
6	2613	Molybdenum ores and concentrates	0.023	0.127	4.538	1635.4
7	2707	Products of the distillation of coal	0.035	0.086	1.458	670.4
8	2714	Bitumen and asphalt, natural; bitum	0.006	0.025	3.023	1160.7
9	2843	Colloidal precious metals	0.017	0.041	1.434	662.8
10	2907	Phenols; phenol-alcohols	0.024	0.054	1.268	610.8
11	2910	Epoxydes... with a three-membered	0.008	0.021	1.564	703.6
12	2916	Unsaturated acyclic, cyclic monocar	0.030	0.073	1.427	660.6
13	2931	Other organo-inorganic compounds	0.009	0.023	1.593	712.6
14	2942	Other organic compounds, nes	0.010	0.022	1.135	569.2
15	3815	Reaction initiators, accelerators	0.007	0.014	0.889	491.9
16	3906	Acrylic polymers in primary forms	0.034	0.062	0.812	467.8
17	3908	Polyamides in primary forms	0.024	0.063	1.574	706.8
18	3915	Waste, parings and scrap, of plastic	0.037	0.094	1.537	695.0
19	4005	Compounded rubber, unvulcanized	0.013	0.029	1.208	592.0
20	4205	Articles of leather or of composition	0.006	0.012	1.105	559.7
21	6907	Unglazed ceramic flags, paving, heart	0.009	0.022	1.450	667.8
22	7014	Signalling glassware and optical	0.005	0.010	0.969	517.0
23	7020	Other articles of glass	0.012	0.024	1.106	559.9
24	7112	Waste, scrap of precious metal	0.003	0.023	7.582	2589.6
25	7206	Iron,non-alloy steel in ingots/other	0.016	0.040	1.533	693.9
26	7219	Flat-rolled products of stainless steel	0.175	0.331	0.888	491.8
27	7220	Flat-rolled products of stainless steel	0.017	0.045	1.562	703.0
28	7303	Tubes, pipes and hollow profiles	0.014	0.026	0.801	464.3
29	7502	Unwrough nickel	0.012	0.028	1.287	616.7
30	8411	Turbo-jets, turbo-propellers and other	0.023	0.104	3.543	1323.8
31	8412	Other engines and motors	0.008	0.015	0.931	505.2
32	8471	Automatic data processing, magnetic	1.460	2.898	0.985	522.2
33	8502	Electric generating sets and rotary	0.042	0.085	1.054	543.6
34	8507	Electric accumulatlors including	0.124	0.336	1.708	748.6
35	8525	Transmission apparatus for radio,TV	0.275	1.690	5.135	1822.6
36	8529	Accessory parts for the apparatus	0.817	1.834	1.244	603.1
37	8531	Electric sound/visual signalling	0.081	0.286	2.553	1013.5
38	8534	Printed circuits	0.436	0.900	1.063	546.7
39	8542	Electronic integrated circuits	4.706	10.248	1.178	582.5
40	8543	Electrical machines, apparatus	0.131	0.274	1.093	556.0
41	8905	Navigation vessels, floating or submerged	0.078	0.207	1.650	730.4
42	9001	Optical fibres, opticalfibre bundles	0.032	0.159	3.991	1464.2
43	9002	Lenses, prisms, mirrors, other	0.016	0.085	4.485	1618.8
44	9013	Liquid crystal devices not constituted	0.110	1.884	16.092	5256.5
45	9022	Apparatus based on the use of X-ray	0.010	0.019	0.888	491.6
46	9029	Revolution counters, mileometers	0.009	0.018	1.001	527.0
47	9030	Oscilloscopes,spectrum analysers	0.047	0.105	1.239	601.7
48	9031	Measuring, checking instruments	0.050	0.098	0.969	517.1
49	9033	Parts, accessories for the instrument	0.009	0.023	1.545	697.5
50	9406	Prefabricated buildings	0.012	0.035	1.799	777.1

Table 1. Dynamic export products from the South (concluded)

To the North						
HS4 Code	Description	Share	Share	Share	Value	Value
		value in	value in		increase	
		1995	2005		1995-2005	
		(%)	(%)		(%)	
1	3815	Reaction initiators, accelerators	0.002	0.022	8.652	2439.9
2	3913	Natural polymers and modified	0.004	0.032	7.247	2070.2
3	8502	Electric generating sets and rotary	0.003	0.027	6.902	1979.4
4	8450	Household, washing machine	0.014	0.092	5.395	1582.8
5	7224	Other alloy steel in ingots, etc.	0.004	0.022	4.590	1371.1
6	8433	Harvesting, threshing, sorting, grading	0.004	0.024	4.411	1323.8
7	2930	Organo-sulphur compounds	0.018	0.096	4.239	1278.8
8	9402	Medical,surgical chairs	0.002	0.010	3.921	1194.9
9	9013	Liquid crystal devices not constituted	0.037	0.178	3.821	1168.6
10	8525	Transmission apparatus for radio,TV	0.503	2.317	3.611	1113.4
11	9028	Gas, liquid, electricity supply/products	0.005	0.024	3.573	1103.5
12	9027	Instruments,apparatus for physical	0.010	0.042	3.319	1036.5
13	3215	Printing ink, writing or drawing	0.005	0.020	3.227	1012.3
14	8476	Automatic goods-vending machines	0.003	0.014	3.017	957.0
15	7604	Aluminium bars, rods and profiles	0.012	0.048	3.017	957.0
16	7322	Non electrical heating equipments	0.005	0.018	2.992	950.5
17	3004	Medicaments of mixed or unmixed pro	0.044	0.172	2.949	939.2
18	3922	Baths, shower-baths... and similar	0.007	0.026	2.702	874.1
19	7308	Sructures and parts of structures	0.034	0.122	2.566	838.5
20	6907	Unglazed ceramic flags, paving, heart	0.003	0.010	2.474	814.2
21	3305	Preparations for use on the hair	0.004	0.013	2.368	786.3
22	8412	Other engines and motors	0.007	0.022	2.294	766.8
23	8402	Steam or other vapour generating	0.004	0.011	2.228	749.4
24	6803	Worked slate and articles of slare	0.003	0.010	2.171	734.5
25	8112	All the other base metals	0.008	0.026	2.135	725.1
26	8526	Radar,radio navigational aid apparatus	0.040	0.122	2.054	703.6
27	3003	Medicaments with >=2 constituents	0.006	0.018	2.049	702.4
28	7304	Tubes, pipes and hollow profiles	0.025	0.077	2.048	702.1
29	6303	Curtains (incl. drapes) and interiors	0.031	0.093	2.035	698.6
30	2934	Other heterocyclic compounds	0.018	0.054	1.999	689.1
31	8418	Refrigerators, freezers electric	0.100	0.296	1.963	679.8
32	4009	Tubes, pipes and hoses	0.011	0.032	1.891	660.7
33	7006	Glass of head.70.03,70.04 or 70.05	0.007	0.019	1.856	651.5
34	7324	Sanitary ware and parts thereof	0.008	0.022	1.729	618.0
35	2935	Sulphonamides	0.014	0.039	1.724	616.9
36	7412	Copper tube or pipe fittins	0.008	0.021	1.703	611.3
37	4810	Paper..., coated with kaolin	0.022	0.058	1.683	606.0
38	8508	Electro-mechanical tools for working	0.072	0.189	1.627	591.2
39	6815	Articles of stone or of other miner	0.004	0.012	1.607	586.1
40	8419	Machinery, plant or lab equipment	0.024	0.063	1.590	581.7
41	4811	Paper, paperboard, etc., coated...,	0.008	0.021	1.586	580.6
42	6117	Other made up clothing or parts	0.013	0.033	1.583	579.7
43	2922	Oxygen-function amino-compounds	0.062	0.160	1.580	579.0
44	7408	Copper wire	0.014	0.036	1.564	574.7
45	2916	Unsaturated acyclic, cyclic monocar	0.014	0.035	1.555	572.3
46	8431	Accessory parts sutiable for machine	0.070	0.180	1.553	571.8
47	6102	Woman's or girls' overcoats and sim	0.025	0.065	1.552	571.6
48	9002	Lenses,prisms,mirrors, others	0.016	0.042	1.546	570.0
49	4818	Toilet paper..., bed sheets, etc.	0.019	0.049	1.534	566.8
50	8303	Armoured or reinforced safes	0.004	0.011	1.525	564.6

Table 2. Dynamic export products from the South, by region

Africa to South					
HS code	Description	Share value in 1995 (%)	Share value in 2005 (%)	Share increase	Value Variation 1995-2005 (%)
1 7018	Glass beads, imitation pearls	0.003	0.137	50.496	18052.2
2 8541	Diodes, semi-conductor devices, light	0.022	0.458	19.706	7198.9
3 2515	Marble, travertine, and other	0.005	0.096	18.970	6939.3
4 2603	Copper ores and concentrates	0.024	0.391	15.542	5730.9
5 7221	Bars and rods, hot-rolled	0.002	0.029	13.954	5171.2
6 8542	Electronic integrated circuits	0.028	0.423	13.929	5162.3
7 2916	Unsaturated acyclic, cyclic monocar	0.004	0.043	11.209	4203.5
8 4015	Articles of apparel and clothing	0.003	0.025	8.848	3371.4
9 406	Cheese and curd	0.020	0.178	7.882	3030.8
10 1208	Flours and meals of oil seeds	0.001	0.010	7.504	2897.7
11 7502	Unwrough nickel	0.033	0.266	7.150	2772.7
12 7203	Ferrous productsts	0.004	0.026	6.377	2500.4
13 8478	Machinery for making up tobacco	0.003	0.016	5.144	2065.8
14 6117	Other made up clothing or parts	0.002	0.011	4.365	1791.2
15 4911	Other printed matter	0.008	0.042	4.191	1729.8
16 2403	Other manufactured tobacco	0.036	0.168	3.717	1562.7
17 2608	Zinc ores and concentrates	0.003	0.014	3.603	1522.7
18 7206	Iron, non-alloy steel in ingots	0.016	0.072	3.454	1469.9
19 1519	Industrial monocarboxylic fatty acids	0.016	0.064	3.079	1337.7
20 403	Buttermilk, curdled milk and cream	0.005	0.017	2.530	1144.2
21 9014	Direction finding compasses	0.004	0.015	2.469	1122.8
22 8450	Household, washing mach	0.004	0.013	2.348	1080.1
23 8411	Turbo-jets,turbo-propellers	0.015	0.049	2.278	1055.5
24 3507	Enzymes; prepared enzymes	0.003	0.010	2.270	1052.6
25 207	Meat and edible offal of poultry	0.009	0.029	2.189	1024.2
26 2605	Cobalt ores and concentrates	0.103	0.313	2.042	972.4
27 4106	Goat or kid skin leather	0.012	0.035	2.033	969.2
28 3215	Printing ink, writing or drawing	0.008	0.025	2.030	968.2
29 7204	Ferrous waste, scrap remelting scrap	0.197	0.593	2.017	963.4
30 1001	Wheat and meslin	0.031	0.093	2.007	959.9
31 2304	Oil-cake and other solid residues	0.008	0.024	1.947	938.9
32 2807	Sulphuric acid; oleum	0.009	0.026	1.920	929.4
33 1602	Other prepared or preserved meat	0.010	0.028	1.908	925.2
34 1702	Other sugars in solid form	0.009	0.027	1.870	911.5
35 4818	Toilet paper..., bed sheets, etc.	0.045	0.128	1.844	902.6
36 3915	Waste, parings and scrap, of plastic	0.009	0.024	1.839	900.6
37 7408	Copper wire	0.070	0.200	1.831	897.8
38 6114	Other garments, knitted or crochete	0.004	0.011	1.795	885.1
39 3814	Organic composite solvents and thin	0.014	0.040	1.779	879.7
40 2301	Flours, etc., of meat, fish, etc.	0.019	0.052	1.719	858.5
41 3302	Mixtures of odoriferous substances	0.049	0.133	1.712	856.1
42 8545	Carbon electrodes, lamp carbons, with	0.008	0.020	1.620	823.7
43 1507	Soya-bean oil and its fractions	0.024	0.062	1.595	814.8
44 6206	Women's or girls' blouses, shirts	0.006	0.016	1.565	804.1
45 1904	Prepared foods of swollen or roasted	0.012	0.031	1.537	794.4
46 1516	Animal or vegetable fats and oils	0.029	0.071	1.501	781.7
47 1902	Pasta, such as spaghetti, macaroni	0.020	0.048	1.414	751.0
48 9028	Gas,liquid,electricity supply	0.018	0.044	1.393	743.5
49 2714	Bitumen and asphalt, natural; bitum	0.021	0.049	1.364	733.2
50 8421	Centrifuges,centrifual dryers	0.074	0.170	1.290	707.3
51 2929	Compounds with other nitrogen	0.005	0.012	1.236	688.3
52 8415	Air conditiong machines	0.034	0.075	1.236	688.1

Table 2. Dynamic export products from the South, by region (continued)

Africa to South					
HS code	Description	Share value in 1995 (%)	Share value in 2005 (%)	Share increase	Value Variation 1995-2005 (%)
53 2936	Provitamins and vitamins, derivatives	0.010	0.022	1.235	687.7
54 3804	Residual lyes from the manufacturer	0.010	0.023	1.224	684.0
55 1007	Grain sorghum	0.015	0.034	1.215	680.7
56 7321	Non electric domestic appliances	0.018	0.040	1.205	677.2
57 2942	Other organic compounds, nes	0.005	0.011	1.135	652.7
58 1517	Margarine; edible preparations	0.033	0.069	1.101	640.7
59 2609	Tin ores and concentrates	0.063	0.133	1.088	636.1
60 3901	Polymers of ethylene	0.133	0.277	1.085	634.9
61 1801	Cocoa beans, whole or broken	0.199	0.413	1.074	631.1
62 8509	Electro-mechanical domestic appliances	0.005	0.011	1.018	611.4
63 2716	Electrical energy	0.075	0.149	0.978	597.2
64 3822	Composite diagnostic or laboratory	0.013	0.025	0.966	593.2
65 3402	Non-soap surface-active agents	0.077	0.152	0.962	591.7
66 803	Bananas, including plantains	0.009	0.018	0.944	585.4
67 910	Ginger, saffron, turmeric (curcuma)	0.013	0.025	0.936	582.3
68 3306	Preparations for oral or dental hygiene	0.023	0.045	0.930	580.1
69 2915	Saturated acyclic monocarboxylic acid	0.014	0.027	0.904	571.0
70 8485	Machinery parts, non-electrical	0.006	0.012	0.883	563.6
71 6304	Other furnishing articles, nes	0.007	0.012	0.863	556.7
72 7310	Tanks, casks, drums, cans, boxes	0.033	0.061	0.857	554.7
73 2004	Other vegetables preserved	0.011	0.019	0.841	548.9
74 7219	Flat-rolled products of stainless steel	0.323	0.575	0.783	528.4
75 3202	Synthetic organic and inorganic tan	0.010	0.018	0.773	525.1
76 7602	Aluminium waste and scrap	0.034	0.060	0.759	520.0
77 8502	Electric generating sets and rotary	0.025	0.044	0.758	519.5
78 3307	Shaving preparations	0.020	0.034	0.752	517.5
79 4907	New stamps; stamp-impressed paper	0.026	0.045	0.727	508.9
80 7610	Aluminium structures	0.015	0.026	0.706	501.2
81 7901	Unwrought zinc	0.077	0.130	0.689	495.5
82 7612	Aluminium reservoirs	0.014	0.023	0.670	488.8
83 8531	Electric sound/visual signalling ap	0.010	0.017	0.658	484.5
84 3401	Soap; organic surface-active products	0.101	0.166	0.653	482.8
85 3917	Tubes, pipes and hoses, and fitting	0.073	0.119	0.623	471.9
86 6204	Women's or girls' suits, ensembles,	0.058	0.093	0.596	462.4
87 2103	Sauces and sauce preparations; mixed	0.020	0.032	0.595	462.2
88 8471	Automatic data processing	0.072	0.115	0.592	461.2
89 2503	Sulphur of all kinds	0.022	0.035	0.583	458.0
90 3305	Preparations for use on the hair	0.023	0.036	0.581	457.4
91 1703	Molasses resulting from the extract	0.025	0.039	0.573	454.5
92 6211	Track suits, ski suits and swimwear	0.015	0.023	0.572	453.9
93 3925	Builders' ware of plastics, nes	0.007	0.010	0.559	449.6
94 8433	Harvesting, threshing, sorting, grading	0.010	0.015	0.554	447.9
95 8105	Cobalt mattes	0.115	0.176	0.522	436.5
96 6908	Glazed ceramic flags and paving	0.065	0.098	0.503	429.9
97 2713	Petroleum coke, bitumen and others	0.052	0.078	0.498	428.2
98 2715	Bituminous mixtures	0.014	0.020	0.498	428.1
99 3406	Candles, tapers and the like	0.012	0.017	0.494	426.5
100 4821	Paper or paperboard labels of all kinds	0.022	0.032	0.467	417.0
101 7208	Flat-rolled products of iron/non-alloy	0.835	1.221	0.462	415.5
102 5902	Tyre cord fabric of high tenacity	0.012	0.018	0.462	415.4
103 1211	Plants and parts of plants	0.021	0.031	0.441	407.8
104 8422	Dish washing machines, cleaning, drying	0.022	0.031	0.436	406.1

Table 2. Dynamic export products from the South, by region (continued)

Africa to North					
HS code	Description	Share value in 1995 (%)	Share value in 2005 (%)	Share increase	Value Variation 1995-2005 (%)
1 3902	Polymers of propylene or of other	0.001	0.017	14.818	4057.2
2 3901	Polymers of ethylene	0.004	0.053	11.854	3278.4
3 1519	Industrial monocarboxylic fatty acids	0.003	0.025	8.787	2472.2
4 2841	Salts of oxometallic or peroxometal	0.001	0.012	8.382	2365.7
5 6804	Millstones, grindstones, grinding	0.002	0.019	8.202	2318.5
6 2605	Cobalt ores and concentrates	0.005	0.041	7.923	2245.3
7 2515	Marble, travertine	0.002	0.018	7.918	2243.8
8 3815	Reaction initiators, accelerators	0.004	0.036	7.386	2104.0
9 1805	Cocoa powder	0.003	0.023	6.819	1955.0
10 8707	Bodies, for the motor vehicles	0.001	0.010	5.897	1712.5
11 7606	Aluminium plates, sheets and strip, o	0.023	0.157	5.843	1698.5
12 5603	Nonwovens	0.002	0.011	5.062	1493.3
13 8537	Boards, panels, consoles, desks, etc.	0.004	0.023	5.007	1478.9
14 7219	Flat-rolled products of stainless steel	0.031	0.173	4.678	1392.4
15 8527	Reception apparatus for radio	0.005	0.023	4.085	1236.5
16 8421	Centrifuges,centrifugal dryers	0.145	0.693	3.780	1156.4
17 8525	Transmission apparatus for radio,TV	0.011	0.050	3.753	1149.3
18 9018	Medical instruments, veterinary equip.	0.010	0.047	3.709	1137.5
19 7205	Granules and powders, of pig iron	0.003	0.012	3.475	1076.1
20 4016	Other articles of vulcanized rubber	0.003	0.013	3.448	1069.1
21 3304	Beauty, make-up, skin-care	0.003	0.014	3.324	1036.6
22 8511	All types of electrical ignition	0.006	0.024	3.153	991.4
23 5703	Carpets and other textile floor covers	0.009	0.036	2.938	935.1
24 2202	Waters (incl. mineral and aerated)	0.007	0.027	2.757	887.4
25 3302	Mixtures of odoriferous substances	0.005	0.018	2.630	854.2
26 6303	Curtains (incl. drapes) and interiors	0.004	0.015	2.445	805.3
27 2849	Carbides	0.014	0.047	2.413	797.0
28 6908	Glazed ceramic flags and paving	0.004	0.012	2.070	706.9
29 7901	Unwrought zinc	0.016	0.049	2.040	699.0
30 2301	Flours, etc., of meat, fish, etc.	0.008	0.025	2.002	689.1
31 8415	Air conditioning machines	0.006	0.019	2.000	688.4
32 6304	Other furnishing articles, nes	0.006	0.019	1.979	683.0
33 8538	Parts suitable for the apparatus	0.017	0.050	1.940	672.8
34 2523	Portland cement, aluminous cement	0.044	0.125	1.815	639.9
35 1006	Rice	0.011	0.031	1.750	622.7
36 3005	Wadding, gauze, etc.	0.008	0.020	1.623	589.4
37 8544	Insulated wire, cable, other insulate	0.299	0.736	1.461	546.9
38 2207	Ethyl alcohol, undenatured of >=80%	0.009	0.021	1.446	542.9
39 7605	Aluminium wire	0.007	0.018	1.436	540.2
40 4205	Articles of leather or of compositi	0.004	0.010	1.353	518.4
41 5514	Woven fabrics, <85% synthetic fibre	0.004	0.010	1.288	501.5
42 3921	Other plates, sheets, film, foil	0.005	0.012	1.235	487.3
43 2106	Food preparations	0.018	0.040	1.210	480.9
44 8531	Electric sound/visual signalling	0.016	0.034	1.176	471.9
45 602	Other live plants, cuttings	0.020	0.042	1.097	451.1
46 3814	Organic composite solvents and thin	0.005	0.011	1.072	444.5
47 8542	Electronic integrated circuits	0.053	0.107	1.044	437.3
48 2204	Wine of fresh grapes	0.147	0.298	1.024	432.0
49 8409	Accessory parts suitable for engines	0.038	0.075	0.983	421.1
50 2713	Petroleum coke, bitumen and other	0.008	0.015	0.968	417.2
51 8534	Printed circuits	0.009	0.017	0.940	409.8

Table 2. Dynamic export products from the South, by region (continued)

Americas to South						
HS code	Description	Share value in 1995 (%)	Share value in 2005 (%)	Share increase	Value Variation 1995-2005 (%)	
1	8542	Electronic integrated circuits	0.027	1.691	62.765	16114.5
2	8525	Transmission apparatus for radio,TV	0.044	1.534	33.835	8757.9
3	7502	Unwrought nickel	0.002	0.047	20.653	5406.1
4	4205	Articles of leather or of composition	0.003	0.052	17.970	4723.9
5	404	Whey and other natural milk	0.001	0.017	14.958	3958.0
6	8529	Accessory parts for the apparatus	0.021	0.228	10.056	2711.4
7	2707	Products of the distillation of coal	0.017	0.180	9.487	2566.7
8	2714	Bitumen and asphalt, natural; bitum	0.018	0.177	9.074	2461.6
9	2610	Chromium ores and concentrates	0.001	0.012	8.573	2334.4
10	6809	Articles of plaster or of composition	0.003	0.030	8.396	2289.4
11	7602	Aluminium waste and scrap	0.011	0.098	8.127	2220.9
12	7501	Nickel mattes, oxide sinters	0.007	0.064	8.060	2203.9
13	2004	Other vegetables preserved	0.004	0.036	7.633	2095.3
14	1003	Barley	0.004	0.034	7.582	2082.2
15	2613	Molybdenum ores and concentrates	0.124	1.005	7.104	1960.8
16	2931	Other organo-inorganic compounds	0.007	0.057	6.800	1883.4
17	1201	Soya beans	0.526	3.827	6.281	1751.6
18	2616	Precious metal ores and concentrate	0.011	0.083	6.280	1751.1
19	8473	Parts suitable for use	0.073	0.497	5.791	1626.7
20	2516	Granite, porphyry, etc, and other	0.013	0.071	4.450	1286.0
21	3915	Waste, parings and scrap, of plastic	0.016	0.084	4.154	1210.6
22	2503	Sulphur of all kinds	0.004	0.020	4.152	1210.0
23	7224	Other alloy steel in ingots, etc.	0.015	0.075	4.102	1197.5
24	2704	Coke and semi-coke of coal, of	0.017	0.077	3.612	1072.8
25	2607	Lead ores and concentrates	0.038	0.168	3.372	1011.7
26	3104	Mineral or chemical fertilizers	0.007	0.027	3.018	921.8
27	2403	Other manufactured tobacco and subs	0.006	0.023	2.686	837.4
28	2207	Ethyl alcohol, undenatured of >=80%	0.056	0.205	2.646	827.1
29	210	Meat and offal, salted... or smoked	0.003	0.011	2.437	774.0
30	5211	Woven cotton fabrics with man-made	0.008	0.026	2.400	764.7
31	5802	Terry towelling and similar woven	0.005	0.015	2.350	751.9
32	6402	Other footwear with outer soles	0.047	0.151	2.239	723.7
33	6114	Other garments, knitted or crochete	0.005	0.016	2.041	673.4
34	6307	Other made up articles	0.007	0.020	2.035	671.8
35	2603	Copper ores and concentrates	0.811	2.457	2.028	670.0
36	3307	Shaving preparations, personal deod.	0.041	0.124	1.997	662.2
37	1517	Margarine; edible preparations	0.044	0.127	1.850	624.7
38	3302	Mixtures of odoriferous substances	0.074	0.201	1.715	590.3
39	2522	Quicklime, slaked lime and hydraulic	0.006	0.016	1.667	578.2
40	1901	Malt extract; food preparations of	0.069	0.181	1.628	568.4
41	2713	Petroleum coke, bitumen and other	0.044	0.115	1.585	557.3
42	8466	Parts, accessories	0.009	0.023	1.554	549.4
43	7202	Ferro-alloys	0.188	0.469	1.500	535.7
44	2507	Kaolin and other kaolinic clays	0.009	0.022	1.468	527.7
45	8541	Diodes, semi-conductor devices, light	0.068	0.166	1.436	519.3
46	2711	Petroleum gases and other gaseous	0.743	1.713	1.306	486.4
47	7201	Pig iron and spiegeleisen in pigs	0.101	0.233	1.299	484.7
48	8540	Thermionic, cold cathode	0.052	0.118	1.263	475.4
49	9032	Automatic regulating, controlling	0.037	0.081	1.224	465.5
50	2701	Coal; briquettes, ovoids and similar	0.109	0.240	1.201	459.8

Table 2. Dynamic export products from the South, by region (continued)

Americas to South						
HS code	Description	Share value in 1995 (%)	Share value in 2005 (%)	Share increase	Value Variation 1995-2005 (%)	
51	5304	Sisal, etc., raw or processed	0.008	0.018	1.157	448.4
52	3925	Builders' ware of plastics, nes	0.011	0.023	1.145	445.4
53	6106	Women's or girls' blouses, etc.	0.011	0.024	1.135	442.8
54	7220	Flat-rolled products of stainless steel	0.009	0.020	1.093	432.1
55	3506	Prepared glues and adhesives, nes	0.035	0.074	1.092	432.1
56	3815	Reaction initiators, accelerators	0.015	0.031	1.085	430.2
57	1511	Palm oil and its fractions	0.074	0.153	1.083	429.6
58	2825	Hydrazine...and inorganic salts	0.008	0.017	1.080	429.0
59	9029	Revolution counters, mileometers	0.005	0.011	1.065	425.0
60	2601	Iron ores and concentrates	2.175	4.451	1.046	420.4
61	3303	Perfumes and toilet waters	0.028	0.058	1.034	417.3
62	9018	Medical instruments, veterinary equip.	0.068	0.139	1.031	416.5
63	8517	Electrical telephonic/telegraphic	0.109	0.219	1.010	411.0
64	3212	Pigments used for paint making	0.006	0.012	1.000	408.5
65	4911	Other printed matter	0.037	0.074	0.995	407.3
66	7204	Ferrous wastescrap remelting scrap	0.068	0.134	0.986	405.1
67	3103	Mineral or chemical fertilizers	0.022	0.043	0.985	404.9

Table 2. Dynamic export products from the South, by region (continued)

Americas to North						
HS code	Description	Share value in 1995 (%)	Share value in 2005 (%)	Share increase	Value Variation 1995-2005 (%)	
1	7408	Copper wire	0.009	0.117	12.456	3299.2
2	3005	Wadding, gauze, etc with pharmaceutical	0.003	0.034	10.472	2798.1
3	3809	Finishing agents, dye carriers...,	0.002	0.017	8.682	2345.9
4	203	Meat of swine, fresh, chilled	0.026	0.248	8.592	2323.0
5	7224	Other alloy steel in ingots, etc.	0.011	0.100	8.286	2245.7
6	8433	Harvesting, threshing, sorting, gradin	0.006	0.053	7.863	2139.0
7	3306	Preparations for oral or dental hygiene	0.002	0.021	7.744	2108.8
8	2923	Quaternary ammonium salts, etc	0.002	0.018	6.427	1776.2
9	8707	Bodies, for the motor vehicles	0.004	0.026	6.021	1673.7
10	8309	Stoppers, caps and lids for bottles	0.004	0.030	5.902	1643.4
11	8530	Traffic controm equipment for rail	0.003	0.019	5.800	1617.8
12	8526	Radar, radio navigational aid	0.009	0.060	5.483	1537.8
13	7502	Unwrough nickel	0.021	0.132	5.321	1496.7
14	8465	Machine-tools, otherwise for working	0.002	0.015	5.236	1475.4
15	3004	Medicaments of mixed or unmixed	0.018	0.107	5.100	1440.8
16	8406	Steam tuybines and other vapour	0.002	0.011	4.291	1236.5
17	8508	Electro-mechanical tools for working	0.037	0.194	4.174	1207.0
18	6102	Woman's or girls' overcoats	0.005	0.024	4.079	1183.1
19	2835	Phosphinates, phosphonates	0.003	0.013	3.782	1108.0
20	6802	Worked monumental stones or building	0.037	0.177	3.745	1098.8
21	4911	Other printed matter	0.008	0.036	3.569	1054.3
22	3215	Printing ink, writing or drawing	0.003	0.013	3.437	1020.8
23	8517	Electrical telephonic telegraphic	0.198	0.848	3.280	981.3
24	9028	Gas, liquid, electricity supply/products	0.013	0.053	3.115	939.4
25	3206	Other colouring matter, nes	0.012	0.050	3.107	937.5
26	7306	Other tubes, pipes and hollow profile	0.038	0.146	2.854	873.5
27	6914	Other ceramic articles	0.003	0.011	2.825	866.2
28	3006	Pharmaceutical goods	0.003	0.011	2.703	835.3
29	3901	Polymers of ethylene	0.012	0.043	2.675	828.3
30	8515	Electrical brazing, welding machines	0.004	0.015	2.428	766.1
31	7308	Sructures and parts of structures	0.020	0.067	2.393	757.2
32	9501	Wheeled toys designed for riding	0.011	0.037	2.330	741.1
33	8511	All types of electrical ingnition	0.054	0.178	2.326	740.3
34	8470	Calculating machines;accounting	0.010	0.030	2.139	693.0
35	7604	Aluminium bars, rods and profiles	0.010	0.031	2.125	689.4
36	4818	Toilet paper..., bed sheets, etc.	0.036	0.111	2.110	685.6
37	8485	Machinery parts, non-electrical	0.006	0.018	2.092	681.0
38	8418	Refrigerators, freezers electric	0.137	0.416	2.041	668.2
39	3815	Reaction initiators, accelerators	0.005	0.015	2.021	663.1
40	3304	Beauty, make-up, skin-care	0.006	0.018	2.003	658.6
41	8412	Other engines and motors	0.005	0.015	1.985	654.2
42	9026	Instruments, apparatus for measuring	0.033	0.098	1.939	642.5

Table 2. Dynamic export products from the South, by region (*continued*)

Americas to North						
HS code	Description	Share value in 1995 (%)	Share value in 2005 (%)	Share increase	Value Variation 1995-2005 (%)	
43	4009	Tubes, pipes and hoses	0.019	0.056	1.935	641.5
44	6310	Used or new rags, scrap twine, cord	0.004	0.011	1.923	638.4
45	2613	Molybdenum ores and concentrates	0.219	0.625	1.860	622.5
46	9019	Mechano-therapy appliances	0.026	0.074	1.832	615.5
47	8302	Base metal mountings, fittings	0.061	0.170	1.785	603.7
48	8537	Boards,panels,consoles, desks etc.	0.139	0.386	1.770	599.7
49	7610	Aluminium structures	0.008	0.023	1.727	588.9
50	6303	Curtains (incl. drapes) and interiors	0.008	0.022	1.662	572.4
51	3903	Polymers of styrene, in primary for	0.042	0.110	1.623	562.7
52	9018	Medical instruments,veterinary equip.	0.421	1.094	1.597	556.0
53	1511	Palm oil and its fractions	0.011	0.028	1.581	551.9
54	4010	Conveyor or transmission belts	0.008	0.020	1.529	538.8
55	8476	Automatic goods-vending machines	0.005	0.012	1.490	528.9
56	3906	Acrylic polymers in primary forms	0.004	0.011	1.481	526.9
57	6803	Worked slate and articles of slare	0.006	0.014	1.473	524.6
58	3919	Self-adhesive plates, foil, tape	0.008	0.020	1.472	524.5
59	7322	Non electrical heating equipments	0.004	0.011	1.443	517.2
60	6112	Track-suits, ski-suits and swimwear	0.026	0.064	1.410	508.8
61	8479	Machines, mechanical appliances	0.023	0.056	1.405	507.6
62	2934	Other heterocyclic compounds	0.009	0.021	1.391	504.1
63	2713	Petroleum coke, bitumen and other	0.065	0.150	1.304	482.0
64	9608	Ball point, felt, porous-tipped pens	0.016	0.037	1.282	476.4
65	7615	Domestic articles of aluminium	0.010	0.022	1.247	467.5
66	8543	Electrical machines, apparatus	0.063	0.142	1.231	463.5
67	8112	All the other base metals	0.006	0.013	1.226	462.3
68	8424	Mechanical appliances	0.014	0.031	1.219	460.5
69	8474	Machinery for sorting, screening	0.016	0.035	1.197	455.0
70	6809	Articles of plaster or of composition	0.009	0.019	1.168	447.6
71	4409	Wood, continuously shaped along any	0.114	0.246	1.153	444.0
72	1806	Chocolate and other food preparation	0.023	0.050	1.145	441.8
73	704	Cabbages, cauliflowers, kohlrabi	0.011	0.022	1.110	433.1
74	2203	Beer made from malt	0.191	0.397	1.084	426.5
75	2204	Wine of fresh grapes	0.128	0.265	1.077	424.7
76	5603	Nonwovens	0.010	0.020	1.069	422.6
77	2202	Waters (incl. mineral and aerated)	0.030	0.062	1.057	419.7
78	6805	Natural or artificial abrasive powder	0.011	0.022	1.043	416.2
79	3913	Natural polymers and modified nature	0.005	0.011	1.030	412.7
80	6810	Articles of cement, of concrete	0.013	0.026	1.010	407.8
81	3917	Tubes, pipes and hoses, and fitting	0.017	0.034	1.008	407.4
82	9405	Lamps, lighting fittings, not elsewhere	0.121	0.244	1.008	407.2
83	8521	Video recording or reproducing	0.008	0.017	0.999	405.0
84	8301	Padlocks,locks of base metal	0.086	0.171	0.992	403.1

Table 2. Dynamic export products from the South, by region (continued)

Asia to South					
HS code	Description	Share value in 1995 (%)	Share value in 2005 (%)	Share increase	Value Variation 1995-2005 (%)
1 9013	Liquid crystal devices not constituted	0.133	2.222	15.759	5262.0
2 7112	Waste, scrap of precious metal	0.003	0.026	7.055	2477.1
3 2843	Colloidal precious metals	0.007	0.048	5.935	2118.7
4 2910	Epoxides	0.004	0.023	5.123	1859.1
5 8411	Turbo-jets, turbo-propellers and others	0.020	0.116	4.849	1771.5
6 8525	Transmission apparatus for radio, TV	0.324	1.805	4.577	1684.5
7 9002	Lenses, prisms, mirrors, other	0.018	0.100	4.462	1647.7
8 9406	Prefabricated buildings	0.006	0.035	4.432	1637.9
9 2601	Iron ores and concentrates	0.079	0.425	4.372	1618.8
10 9001	Optical fibres, optical fibre bundles	0.036	0.185	4.169	1553.9
11 1005	Maize (corn)	0.022	0.087	3.044	1193.7
12 2515	Marble, travertine, and other	0.006	0.022	2.686	1079.5
13 8531	Electric sound/visual signalling	0.096	0.334	2.494	1018.1
14 2613	Molybdenum ores and concentrates	0.009	0.032	2.422	994.9
15 4005	Compounded rubber, unvulcanized	0.010	0.030	2.070	882.3
16 7206	Iron, non-alloy steel in ingots/other	0.015	0.042	1.800	796.0
17 8507	Electric accumulators	0.138	0.383	1.784	790.7
18 3908	Polyamides in primary forms	0.025	0.070	1.770	786.1
19 3817	Mixed alkylbenzenes and mixed alkyl	0.008	0.023	1.763	784.1
20 6907	Unglazed ceramic flag paving	0.009	0.023	1.609	734.7
21 2903	Halogenated derivatives of hydrocar	0.038	0.098	1.607	734.1
22 8908	Vessels and other floating structures	0.004	0.011	1.567	721.2
23 7220	Flat-rolled products of stainless steel	0.020	0.050	1.560	719.1
24 2907	Phenols; phenol-alcohols	0.024	0.060	1.531	709.9
25 2916	Unsaturated acyclic, cyclic monocar	0.033	0.082	1.473	691.3
26 9033	Parts, accessories for the instrument	0.011	0.026	1.454	685.2
27 3915	Waste, parings and scrap, of plastic	0.042	0.100	1.385	663.0
28 8412	Other engines and motors	0.007	0.016	1.303	636.8
29 2931	Other organo-inorganic compounds	0.009	0.021	1.289	632.5
30 7303	Tubes, pipes and hollow profiles	0.012	0.028	1.223	611.3
31 9030	Oscilloscopes, spectrum analysers	0.055	0.121	1.222	610.8
32 8708	Parts and accessories of the motor	0.244	0.534	1.189	600.3
33 8529	Accessory parts for the apparatus	0.978	2.134	1.183	598.4
34 8905	Navigation vessels, floating or submerg	0.090	0.195	1.168	593.7
35 6908	Glazed ceramic flags and paving	0.033	0.072	1.164	592.4
36 2942	Other organic compounds, nes	0.012	0.025	1.158	590.4
37 6815	Articles of stone or of other miner	0.005	0.011	1.131	581.7
38 9022	Apparatus based on the use of X-ray	0.009	0.020	1.113	576.1
39 7020	Other articles of glass	0.013	0.028	1.111	575.4
40 8542	Electronic integrated circuits	5.666	11.872	1.095	570.4

Table 2. Dynamic export products from the South, by region (*continued*)

Asia to South					
HS code	Description	Share value in 1995 (%)	Share value in 2005 (%)	Share increase	Value Variation 1995-2005 (%)
41 7014	Signalling glassware and optical	0.006	0.012	1.088	567.9
42 8543	Electrical machines, apparatus	0.153	0.318	1.081	565.9
43 2707	Products of the distillation of coal	0.038	0.079	1.050	556.0
44 8534	Printed circuits	0.524	1.061	1.025	548.0
45 3910	Silicones in primary forms	0.016	0.032	0.998	539.3
46 8502	Electric generating sets and rotary	0.046	0.093	0.997	538.8
47 9029	Revolution counters, mileometers	0.010	0.019	0.995	538.3
48 7304	Tubes, pipes and hollow profiles	0.059	0.117	0.988	536.1
49 8471	Automatic data processing, magnetic	1.688	3.348	0.983	534.5
50 9031	Measuring, checking instruments	0.057	0.112	0.973	531.3
51 3815	Reaction initiators, accelerators	0.006	0.012	0.972	530.9
52 7210	Flat-rolled products of iron/non-alloy	0.170	0.335	0.970	530.4
53 4302	Tanned or dressed furskins	0.025	0.049	0.950	523.9
54 7219	Flat-rolled products of stainless steel	0.172	0.335	0.944	522.0
55 2926	Nitrile-function compounds	0.019	0.037	0.934	518.9
56 3906	Acrylic polymers in primary forms	0.035	0.068	0.918	513.6
57 2929	Compounds with other nitrogen function	0.029	0.055	0.910	511.2
58 6902	Refractory bricks, blocks, tiles, etc.	0.012	0.023	0.893	505.5
59 7225	Flat-rolled products of other alloy	0.031	0.058	0.860	495.2
60 8457	Machining centres, unit construction	0.030	0.055	0.860	495.0
61 7305	Other tubes and pipes	0.022	0.042	0.857	494.1
62 8467	Tools for working in the hand	0.015	0.027	0.827	484.7
63 2701	Coal; briquettes, ovoids and similar	0.297	0.542	0.825	483.9
64 2505	Natural sands of all kinds	0.010	0.019	0.809	478.6
65 2937	Hormones; derivatives thereof used	0.006	0.011	0.794	474.1
66 2905	Acyclic alcohols and their halogens	0.267	0.476	0.784	470.7
67 8464	Machine-tools for working stones	0.012	0.021	0.762	463.8
68 8521	Video recording or reproducing	0.385	0.674	0.750	459.8
69 8537	Boards, panels, consoles, desks, etc.	0.073	0.127	0.741	457.1
70 2818	Artificial corundum; aluminium oxide	0.022	0.039	0.729	453.0
71 2713	Petroleum coke, bitumen and other	0.044	0.076	0.724	451.8
72 2711	Petroleum gases and other gaseous	0.887	1.521	0.716	448.9
73 7007	Safety glass, consisting of toughener	0.008	0.014	0.688	440.1
74 8481	Tapes, valves, for pipes pressure red	0.108	0.181	0.687	439.8
75 3911	Petroleum resins..., polysulphides	0.015	0.026	0.676	436.2
76 4809	Carbon paper, self-copy paper, etc.	0.008	0.013	0.675	435.9
77 7211	Flat-rolled products of iron/non-alloy	0.028	0.046	0.665	432.6
78 2917	Polycarboxylic acids, etc.	0.272	0.442	0.623	419.3
79 2809	Diphosphorus pentoxide; phosphoric	0.013	0.021	0.602	412.6
80 4009	Tubes, pipes and hoses	0.012	0.019	0.579	405.1
81 8511	All types of electrical ignition	0.027	0.043	0.572	403.0
82 8473	Parts suitable for use solely	2.645	4.151	0.569	402.1
83 2934	Other heterocyclic compounds	0.020	0.031	0.567	401.4

Table 2. Dynamic export products from the South, by region (continued)

Asia to North					
HS code	Description	Share value in 1995 (%)	Share value in 2005 (%)	Share increase	Value Variation 1995-2005 (%)
1 8502	Electric generating sets and rotary	0.004	0.038	7.848	2256.5
2 8112	All the other base metals	0.007	0.032	3.519	1103.6
3 3003	Medicaments with >=2 constituents	0.006	0.024	2.871	930.9
4 3215	Printing ink, writing or drawing	0.006	0.023	2.858	927.6
5 8209	Plates, sticks, tips unmounted	0.003	0.010	2.844	923.7
6 3004	Medicaments of mixed or unmixed pro	0.055	0.211	2.838	922.0
7 8402	Steam or other vapour generating	0.004	0.015	2.814	915.8
8 7308	Structures and parts of structures	0.040	0.151	2.808	914.2
9 2916	Unsaturated acyclic, cyclic monocar	0.011	0.041	2.632	867.2
10 8432	Agri,horti,forestry machinery	0.003	0.012	2.601	859.0
11 3902	Polymers of propylene or of other	0.007	0.025	2.579	853.2
12 3305	Preparations for use on the hair	0.004	0.015	2.575	852.2
13 8419	Machinery, plant or lab equipment	0.019	0.066	2.479	826.6
14 7321	Non electric domestic appliances	0.041	0.142	2.468	823.5
15 8412	Other engines and motors	0.008	0.027	2.421	811.1
16 4803	Toilet... similar paper, in rolls	0.003	0.011	2.340	789.5
17 8431	Accessory parts suitable for machine	0.050	0.167	2.338	788.9
18 7006	Glass of head.70.03, 70.04 or 70.05	0.008	0.026	2.313	782.3
19 3702	Photographic film in rolls, instant	0.006	0.021	2.303	779.7
20 9022	Apparatus based on the use of X-ray	0.009	0.028	2.267	770.0
21 7219	Flat-rolled products of stainless steel	0.021	0.067	2.257	767.4
22 3916	Monofilament >1mm, rods, sticks	0.003	0.011	2.224	758.5
23 7214	Other bars,rods of iron/non-alloy	0.023	0.073	2.187	748.8
24 2523	Portland cement, aluminous cement	0.031	0.099	2.184	748.0
25 6815	Articles of stone or of other miner	0.005	0.014	2.184	747.9
26 2934	Other heterocyclic compounds	0.022	0.070	2.140	736.4
27 4411	Fibreboard of wood or other ligneous	0.006	0.020	2.113	729.0
28 8464	Machine-tools for working stons	0.003	0.010	2.098	725.1
29 6303	Curtains (incl. drapes) and interiors	0.041	0.124	2.021	704.5
30 8418	Refrigerators, freezers, electric or	0.101	0.304	2.015	702.9
31 2935	Sulphonamides	0.019	0.056	1.990	696.3
32 7412	Copper tube or pipe fittings	0.009	0.028	1.972	691.6
33 3001	Glands, etc, dried; extracts of glands	0.008	0.022	1.938	682.4
34 8526	Radar, radio navigational aid apparatus	0.052	0.154	1.934	681.4
35 2922	Oxygen-function amino-compounds	0.078	0.220	1.841	656.7
36 2402	Cigars, cigarillos, cigarettes, etc.	0.005	0.014	1.827	653.0
37 4009	Tubes, pipes and hoses, of vulcaniz	0.010	0.029	1.801	646.1
38 8303	Armoured or reinforced safes	0.005	0.014	1.705	620.4
39 7324	Sanitary ware and parts thereof	0.011	0.028	1.673	612.0
40 8514	Industrial, lab. electric furnaces, ovens	0.004	0.010	1.649	605.4
41 3105	Mineral or chemical fertilizers	0.004	0.011	1.613	595.8
42 6117	Other made up clothing or parts of	0.017	0.045	1.581	587.5
43 8474	Machinery for sorting, screening	0.011	0.028	1.556	580.7
44 9002	Lenses, prisms, mirrors, other	0.023	0.059	1.554	580.1
45 3808	Insecticides, rodenticides	0.012	0.031	1.538	575.9
46 8520	Magnetic tape recorders, apparatus	0.194	0.491	1.537	575.6
47 2937	Hormones; derivatives thereof used	0.008	0.020	1.535	575.3
48 8529	Accessory parts for the apparatus	0.370	0.936	1.531	574.0
49 7019	Glass fibres (including glass wool)	0.019	0.047	1.530	573.9
50 8509	Electro-mechanical domestic appliances	0.131	0.332	1.525	572.4

Table 2. Dynamic export products from the South, by region (concluded)

Asia to North					
HS code	Description	Share	Share	Share	Value
		value in	value in		increase
		1995	2005		1995-2005
		(%)	(%)		(%)
51 8708	Parts and accessories of the motor	0.302	0.759	1.513	569.3
52 3307	Shaving preparations, personal deod.	0.013	0.033	1.489	562.9
53 9001	Optical fibres, opticalfibre bundles	0.055	0.135	1.474	558.8
54 6102	Woman's or girls' overcoats and sim	0.034	0.083	1.461	555.5
55 4811	Paper, paperboard, etc., coated	0.011	0.028	1.431	547.4
56 5603	Nonwovens	0.012	0.028	1.422	545.1
57 2101	Extracts and preparations of coffee	0.006	0.015	1.360	528.5
58 3304	Beauty, make-up, skin-care	0.022	0.052	1.351	526.1
59 2712	Petroleum jelly; paraffin wax	0.008	0.019	1.342	523.8
60 8409	Accessory parts suitable for engine	0.062	0.145	1.339	523.0
61 2620	Ash and residues containing metals	0.017	0.039	1.337	522.4
62 3102	Mineral or chemical fertilizers	0.034	0.079	1.327	519.8
63 8508	Electro-mechanical tools for working	0.092	0.214	1.321	518.2
64 4818	Toilet paper..., bed sheets, etc.	0.016	0.037	1.320	517.8
65 2907	Phenols; phenol-alcohols	0.006	0.015	1.312	515.8
66 6902	Refractory bricks, blocks, tiles, etc.	0.010	0.023	1.287	509.2
67 7020	Other articles of glass	0.005	0.012	1.281	507.5
68 8424	Mechanical appliances for projecting	0.031	0.071	1.278	506.7
69 8422	Dish washing machines, cleaning, drying	0.016	0.038	1.275	505.8
70 702	Tomatoes, fresh or chilled	0.005	0.011	1.264	502.9
71 2933	Heterocyclic compounds with nitrogen	0.081	0.184	1.256	500.8
72 8415	Air conditioning machines	0.188	0.424	1.251	499.6
73 8413	Pumps for liquids	0.058	0.129	1.242	497.1
74 8454	Converters, ladles, ingot moulds, cast	0.005	0.010	1.242	497.0
75 7018	Glass beads, imitation pearls	0.006	0.013	1.239	496.3
76 2931	Other organo-inorganic compounds	0.007	0.015	1.217	490.5
77 8451	All other dry cleaning machines other	0.010	0.023	1.194	484.3
78 8716	Traillers; other vehicles, not mechanic	0.043	0.093	1.168	477.4
79 3303	Perfumes and toilet waters	0.005	0.011	1.167	477.1
80 4821	Paper or paperboard labels of all kinds	0.005	0.012	1.151	472.8
81 9504	Articles for funfair, special tables	0.318	0.682	1.147	471.8
82 7210	Flat-rolled products of iron/non-alloy	0.083	0.178	1.144	471.0
83 8443	Printing machinery; machines for use	0.010	0.021	1.138	469.3
84 8481	Tapes, valves, for pipes pressure red	0.158	0.334	1.116	463.7
85 8472	Other office machines	0.081	0.171	1.112	462.5
86 6810	Articles of cement, of concrete	0.026	0.054	1.036	442.1
87 8467	Tools for working in the hand	0.034	0.070	1.033	441.3
88 8302	Base metal mountings, fittings	0.127	0.257	1.021	438.3
89 7616	Other articles of aluminium	0.041	0.082	1.021	438.1
90 9401	Seats whether or not convertible	0.411	0.820	0.996	431.6
91 7607	Aluminium foil	0.010	0.021	0.996	431.5
92 1602	Other prepared or preserved meat	0.056	0.111	0.994	431.1
93 8521	Video recording or reproducing appatus	0.667	1.326	0.988	429.4
94 9030	Oscilloscopes, spectrum analysers	0.051	0.100	0.973	425.5
95 8512	Electrical lighting/signalling equipment	0.046	0.090	0.949	419.1
96 2917	Polycarboxylic acids, etc.	0.021	0.040	0.941	417.0
97 2901	Acyclic hydrocarbons	0.011	0.021	0.933	414.9
98 7112	Waste, scrap of precious metal	0.036	0.070	0.931	414.2
99 8517	Electrical telephonic, telegraphic	0.806	1.549	0.921	411.5
100 8311	Wire, rods, tubes, plates, electrodes	0.006	0.012	0.915	409.9
101 6301	Blankets and travelling rugs	0.041	0.078	0.903	406.8
102 5705	Other carpets and other textile	0.008	0.015	0.883	401.5
103 8479	Machines, mechanical appliances	0.079	0.149	0.880	400.6

Table 3. New and dynamic export products from the South countries

To the South						
HS4 Code	Description	Share value in 1995 (%)	Share value in 2005 (%)	Share increase	Value Variation 1995-2005 (%)	
1	2604	Nickel ores and concentrates	0.000	0.013	2464.009	772096.1
2	2502	Nitrile-function compounds	0.000	0.001	14.566	4780.0
3	8102	Molybdenum and articles thereof	0.001	0.004	6.632	2291.9
4	6801	Miscellaneous articles of base metal	0.001	0.006	5.791	2028.1
5	2928	Organic derivatives of hydrazine	0.000	0.002	5.657	1986.0
6	7501	Nickel mattes,oxide sinters	0.001	0.007	4.805	1719.2
7	8109	Zirconium and article thereof	0.000	0.001	4.566	1644.3
8	4705	Semi-chemical wood pulp	0.000	0.001	3.586	1337.2
9	8103	Tantalum and articles thereof	0.000	0.001	3.552	1326.6
10	1205	Rape or colza seeds	0.000	0.001	2.665	1048.5
11	404	Buttermilk, curdled milk and cream	0.001	0.003	2.643	1041.8
12	2812	Halides and halide oxides	0.001	0.002	2.486	992.5
13	7506	Nickel plates, sheets, strip and foil	0.001	0.004	2.349	949.6
14	5704	Floor coverings of felt, not tufted	0.001	0.004	2.081	865.5
15	2805	Alkali or alkaline-earth metals	0.001	0.003	1.814	781.9
16	7505	Nickel bars, rods, profiles and wire	0.001	0.002	1.615	719.5
17	7001	Cullet and other waste and scrap of	0.001	0.002	1.473	675.0
18	1505	Petroleum jelly; paraffin wax	0.000	0.001	1.460	670.9
19	7008	Multiple-walled insulating units	0.001	0.002	1.450	667.8
20	8476	Automatic goods-vending machines	0.001	0.002	1.114	562.4
21	5006	Silk yarn, put up for retail sale	0.001	0.001	1.009	529.7
22	2525	Mica, including splittings	0.001	0.001	0.847	478.7
23	7416	Copper springs	0.000	0.001	0.830	473.3
24	3914	Ion-exchangers based on polymers	0.001	0.002	0.800	464.0
25	2308	Phenols; phenol-alcohols	0.001	0.002	0.753	449.3
26	3804	Residual lyes from the manufacture	0.001	0.002	0.749	448.1
27	209	Other meat and edible meat offal	0.000	0.001	0.732	442.9
28	2842	Other salts of inorganic acids	0.001	0.002	0.692	430.1
29	7414	Cloth (endless bands), grill of copper	0.001	0.001	0.667	422.6
30	8005	Packed, printed tin foils	0.001	0.001	0.607	403.5

Table 3. New and dynamic export products from the South countries (*continued*)

To the North						
HS4 Code	Description	Share value in 1995 (%)	Share value in 2005 (%)	Share increase	Value Variation 1995-2005 (%)	
1	8102	Molybdenum and articles thereof	0.001	0.009	16.056	4388.8
2	5901	Textile fabrics, gum-coated	0.000	0.004	9.520	2668.3
3	7906	Zinc tubes, pipes and tube	0.000	0.002	9.513	2666.9
4	2605	Cobalt ores and concentrates	0.000	0.004	8.128	2301.7
5	7303	Tubes, pipes and hollow profiles	0.000	0.004	8.064	2285.0
6	6901	Bricks, blocks, tiles etc. of siliceo	0.000	0.001	6.612	1902.9
7	2812	Halides and halide oxides	0.000	0.001	6.480	1868.4
8	5406	Man-made filament yarn	0.000	0.002	6.379	1841.6
9	7417	Non-electric domestic articles	0.000	0.001	5.836	1697.9
10	3910	Silicones in primary forms	0.000	0.003	5.425	1590.8
11	7014	Signalling glassware	0.001	0.008	4.986	1475.2
12	8608	Rail, tramway track fixtures	0.000	0.001	4.966	1469.4
13	8113	Cermets and article thereof	0.000	0.001	4.909	1454.3
14	2923	Quaternary ammonium salts, etc.	0.001	0.005	4.888	1449.4
15	7608	Aluminium tubes and pipes	0.001	0.005	4.757	1414.9
16	1204	Linseed	0.000	0.001	4.213	1272.2
17	3809	Finishing agents, dye carriers	0.001	0.006	3.966	1206.7
18	9008	Image projectors other than cinema	0.001	0.007	3.634	1119.4
19	7205	Granules and powders, of pig iron	0.001	0.005	2.962	942.6
20	2910	Epoxides	0.000	0.001	2.824	906.2
21	8449	Machinery for manufacture	0.000	0.001	2.798	899.4
22	1601	Sausages and similar products; food	0.001	0.004	2.796	899.1
23	5910	Transmission or conveyor belts	0.000	0.001	2.713	877.3
24	6703	Human hair, dressed, etc.	0.001	0.005	2.649	860.3
25	2201	Waters, (incl. mineral waters)	0.001	0.004	2.585	843.3
26	7406	Copper powders and flakes	0.000	0.001	2.492	818.9
27	3212	Pigments used for paint making	0.001	0.005	2.440	805.2
28	4813	Cigarette paper	0.000	0.001	2.427	801.8
29	6806	Slag wool, rock wool	0.001	0.005	2.372	787.5
30	4705	Semi-chemical wood pulp	0.000	0.001	2.346	780.5
31	9016	Balances of a sensitivity of 5 cg	0.000	0.001	2.264	758.9
32	2928	Organic derivatives of hydrazine	0.001	0.002	2.218	746.9
33	8709	Works trucks, self-propelled	0.000	0.002	2.218	746.8
34	2919	Phosphoric esters, etc.	0.001	0.002	2.201	742.5
35	3914	Ion-exchangers based on polymers of	0.001	0.004	2.197	741.3

Table 3. New and dynamic export products from the South countries (concluded)

To the North						
HS4 Code	Description	Share	Share	Share	Value	Value
		value in	value in		increase	
		1995	2005		1995-2005	
		(%)	(%)		(%)	
36	4809	Carbon paper, self-copy paper, etc.	0.000	0.001	2.107	717.6
37	8404	Auxiliary plant for use with boiler	0.001	0.002	2.045	701.4
38	5907	Textile fabrics	0.001	0.003	1.987	686.0
39	7609	Aluminium tube or pipe fittings	0.001	0.003	1.904	664.2
40	2828	Hypochlorites; commercial calcium	0.000	0.001	1.903	663.8
41	3214	Glaziers putty, etc.; painters' fill	0.001	0.003	1.856	651.7
42	3814	Organic composite solvents and thinner	0.001	0.002	1.851	650.2
43	5602	Felt	0.001	0.002	1.775	630.4
44	2942	Other organic compounds, nes	0.001	0.002	1.759	626.1
45	5504	Artificial staple fibres, not carded	0.001	0.003	1.711	613.5
46	3407	Modelling pastes; dental wax	0.001	0.004	1.668	602.1
47	5704	Floor coverings of felt, not tufted	0.000	0.001	1.581	579.2
48	4304	Artificial fur and articles thereof	0.001	0.002	1.450	544.6
49	8003	Tin bars, rods, profiles and wire	0.001	0.001	1.414	535.1
50	3405	Polishes and creams, etc.	0.001	0.002	1.403	532.3
51	3816	Refractory cements, mortars, concrete	0.001	0.003	1.396	530.5
52	2822	Cobalt oxides and hydroxides	0.001	0.002	1.340	515.8
53	4816	Carbon paper, self-copy paper	0.000	0.001	1.336	514.7
54	7506	Nickel plates, sheets, strip and foil	0.000	0.001	1.330	513.2
55	1505	Wool grease and fatty substances	0.000	0.001	1.234	487.8
56	3820	Anti-freezing preparations	0.000	0.001	1.226	485.7
57	402	Milk and cream	0.001	0.002	1.223	485.1
58	1802	Cocoa shells, husks, skins and others	0.000	0.001	1.170	471.1
59	8405	Producer of gas or water	0.001	0.002	1.110	455.3
60	4908	Transfers (decalcomanias)	0.001	0.003	1.082	447.8
61	4017	Hard rubber (eg. ebonite)	0.001	0.002	1.074	445.7
62	7017	Laboratory, hygienic or pharmaceutical	0.001	0.003	1.070	444.7
63	5109	Yarn of wool or of fine animal hair	0.001	0.002	1.042	437.3
64	6309	Worn clothing and other worn articles	0.000	0.001	1.026	433.2
65	7505	Nickel bars, rods, profiles and wire	0.000	0.001	1.013	429.7
66	2842	Other salts of inorganic acids	0.001	0.003	0.984	422.1
67	7302	Rail, tramway tracks, other accessories	0.001	0.002	0.957	414.9
68	1109	Wheat gluten	0.000	0.001	0.935	409.2
69	2940	Sugars, pure (excl. glucose, etc.)	0.001	0.003	0.934	408.9
70	3602	Prepared explosives	0.001	0.001	0.919	405.1

Table 4. Top 25 new exports in the South-South trade, by region

To the South

Africa						Americas							
HS2 Code	Description	Share value in 1995 (%)	Share value in 2005 (%)	Share increase	Value Variation 1995-2005 (%)	HS2 Code	Description	Share value in 1995 (%)	Share value in 2005 (%)	Share increase	Value Variation 1995-2005 (%)		
1	2502	Unroasted iron pyrites	0.000	0.006	228.254	80640.0	1	9013	Liquid crystal devices	0.001	0.014	21.749	5684.3
2	8108	Titanium and articles thereof	0.000	0.005	115.454	40944.4	2	7502	Unwrought nickel	0.002	0.047	20.653	5406.1
3	2812	Halides and halide oxides	0.000	0.005	34.714	12487.3	3	7401	Copper mattes; cement copper	0.001	0.010	15.945	4208.9
4	9616	Scent sprays, similar toilet sprays	0.000	0.003	33.036	11894.0	4	404	Whey and other natural milk	0.001	0.017	14.958	3958.0
5	9305	Parts, accessories of articles	0.000	0.004	27.788	10049.7	5	2605	Cobalt ores and concentrates	0.001	0.009	13.523	3592.9
6	8475	Machines for assembling bulbs, lamps	0.000	0.002	15.124	5584.0	6	505	Skins and other parts of birds	0.001	0.008	11.464	3069.3
7	3820	Anti-freezing preparations	0.000	0.001	11.288	4232.3	7	2610	Chromium ores and concentrates	0.001	0.012	8.573	2334.4
8	2841	Salts of oxometallic or peroxometal	0.001	0.010	10.931	4105.5	8	6809	Articles of plaster or of composition	0.003	0.030	8.396	2289.4
9	2819	Chromium oxides and hydroxides	0.001	0.006	10.696	4022.5	9	7501	Nickel mattes, oxide sinters	0.007	0.064	8.060	2203.9
10	6801	Setts, curbstones and flagstones	0.001	0.010	9.577	3628.2	10	2004	Other vegetables preserved	0.004	0.036	7.633	2095.3
11	2206	Other fermented beverages	0.001	0.009	7.271	2815.3	11	1003	Barley	0.004	0.034	7.582	2082.2
12	6703	Human hair, dressed, etc; animal hair	0.000	0.002	6.987	2715.2	12	8004	Tin plates, sheets and strip	0.001	0.005	6.913	1911.9
13	604	Other parts of plants	0.000	0.003	6.692	2611.2	13	2931	Other organo-inorganic compounds	0.007	0.057	6.800	1883.4
14	4705	Semi-chemical wood pulp	0.000	0.003	5.378	2148.6	14	9033	Parts, accessories for the instruments	0.001	0.006	6.202	1731.2
15	9207	Amplified musical instruments	0.000	0.002	4.473	1829.2	15	7902	Zinc waste and scrap	0.000	0.003	5.374	1520.7
16	3818	Chemical elements in disk form	0.001	0.003	4.255	1752.2	16	3820	Anti-freezing preparations	0.001	0.003	4.572	1317.0
17	2906	Cyclic alcohols and their halogenation	0.001	0.003	4.133	1709.1	17	4110	Waste... of leather or of composition	0.001	0.006	4.559	1313.6
18	4302	Tanned or dressed furskins	0.001	0.003	3.280	1408.8	18	8526	Radar, radio navigational aid apparatus	0.001	0.006	4.379	1268.0
19	1504	Fats and oils and their fractions	0.001	0.003	2.830	1250.2	19	6803	Worked slate and articles of slare	0.001	0.004	4.255	1236.1
20	7804	Lead plates, sheets, strip and foil	0.000	0.001	2.795	1237.7	20	7505	Nickel bars, rods, profiles and wire	0.001	0.004	4.233	1230.6
21	2925	Carboxyimide-function	0.001	0.002	2.561	1155.2	21	2308	Vegetable materials, waste, residue	0.001	0.006	4.194	1220.7
22	8007	Other articles of tin	0.001	0.003	2.319	1069.7	22	2503	Sulphur of all kinds	0.004	0.020	4.152	1210.0
23	2939	Vegetable alkaloids and their salts	0.001	0.003	1.970	947.0	23	2620	Ash and residues containing metals	0.002	0.007	3.900	1146.0
24	9005	Astronomical instruments, mountings	0.000	0.001	1.888	917.9	24	4206	Articles of gut (excl. silk-worm)	0.001	0.004	3.310	996.0
25	6914	Other ceramic articles	0.001	0.003	1.836	899.8	25	7011	Glass envelopes (bulbs, tubes)	0.001	0.004	3.306	995.0

**Table 4. Top 25 new exports in the South-South trade, by region
To the South**

Asia						
HS2 Code	Description	Share value in 1995 (%)	Share value in 2005 (%)	Share increase	Value Variation 1995-2005 (%)	
1	2604	Nickel ores and concentrates	0.000	0.001	81.722	26389.5
2	2616	Precious metal ores and concentrate	0.000	0.001	18.962	6287.8
3	8102	Molybdenum and articles thereof	0.001	0.005	9.064	3120.4
4	6801	Setts, curbstones and flagstones	0.001	0.007	5.656	2029.7
5	5704	Floor coverings of felt, not tufted	0.001	0.004	5.240	1896.2
6	4705	Semi-chemical wood pulp	0.000	0.001	4.195	1561.6
7	2528	Natural borates and concentrates	0.001	0.004	3.583	1366.3
8	8103	Tantalum and articles thereof	0.000	0.001	3.328	1284.7
9	101	Live horses, asses, mules and hinnis	0.000	0.001	2.735	1095.4
10	1205	Rape or colza seeds	0.000	0.001	2.405	989.4
11	7506	Nickel plates, sheets, strip and foil	0.001	0.005	2.399	987.6
12	2812	Halides and halide oxides	0.001	0.003	2.309	958.7
13	7001	Cullet and other waste and scrap	0.001	0.002	2.072	882.7
14	2928	Organic derivatives of hydrazine	0.000	0.001	2.071	882.7
15	3504	Peptones/protein substances	0.001	0.002	2.067	881.4
16	2805	Alkali or alkaline-earth metals	0.001	0.003	1.908	830.3
17	1505	Wool grease and fatty substances	0.000	0.001	1.846	810.4
18	7008	Multiple-walled insulating units	0.001	0.002	1.577	724.5
19	2619	Slag, dross, etc., from manufacturer	0.001	0.002	1.517	705.3
20	7505	Nickel bars, rods, profiles and wire	0.001	0.002	1.425	675.7
21	1509	Olive oil and its fractions	0.001	0.003	1.417	673.3
22	3914	Ion-exchangers based on polymers	0.001	0.002	1.107	574.2
23	1803	Cocoa paste, whether or not defatted	0.001	0.003	1.076	564.3
24	8476	Automatic goods-vending machines	0.001	0.002	1.016	545.0
25	5006	Silk yarn, put up for retail sale	0.001	0.002	0.976	532.1

Table 4. Top 25 new exports in the South-South trade, by region

To the North

Africa						Americas							
HS2 code	Description	Share value in 1995 (%)	Share value in 2005 (%)	Share change	Value Variation 1995-2005 (%)	HS2 Code	Description	Share value in 1995 (%)	Share value in 2005 (%)	Share increase	Value Variation 1995-2005 (%)		
1	7203	Ferrous products	0.000	0.026	4493.694	1180798.6	1	405	Butter and other fats and oils	0.000	0.008	301.140	76350.7
2	2819	Chromium oxides and hydroxides	0.000	0.003	3084.780	809154.9	2	1514	Rape, colza or mustard oil	0.000	0.001	243.313	61587.3
3	3804	Residual lyes from the manufacturer	0.000	0.002	518.405	136365.0	3	5504	Artificial staple fibres	0.000	0.003	210.261	53301.2
4	2617	Other ores and concentrates	0.000	0.011	503.938	132326.4	4	2910	Epoxides	0.000	0.002	126.692	32204.7
5	8113	Cermets and article thereof	0.000	0.003	220.301	57979.3	5	9616	Scent sprays, similar toilet sprays	0.000	0.004	84.937	21608.8
6	2812	Halides and halide oxides of	0.000	0.001	179.746	47398.3	6	5901	Textile fabrics, gum-coated	0.000	0.001	82.667	21056.3
7	5910	Transmission or conveyor belts	0.000	0.001	163.449	43140.0	7	5902	Tyre cord fabric of high tenacity	0.000	0.005	58.127	14829.5
8	3213	Artists', students' or signboard	0.000	0.001	135.114	35669.9	8	407	Birds' eggs, in shell, fresh	0.000	0.002	48.444	12391.6
9	2813	Sulphides of non-metals	0.000	0.001	134.900	35642.6	9	3820	Anti-freezing preparations	0.000	0.003	46.735	11948.5
10	7302	Rail, tramway tracks, other	0.000	0.001	132.533	35009.3	10	4807	Composite paper and paperboard	0.000	0.001	30.340	7808.1
11	3215	Printing ink, writing or drawing	0.000	0.014	94.659	25044.5	11	8468	Machinery and apparatus for soldering	0.000	0.011	24.168	6257.5
12	2916	Unsaturated acyclic, cyclic monocar	0.000	0.034	73.870	19576.1	12	9005	Astronomical instruments, mountings,	0.000	0.002	23.710	6145.1
13	7608	Aluminium tubes and pipes	0.000	0.012	68.048	18047.4	13	906	Cinnamon and cinnamon-tree flowers	0.000	0.001	21.934	5695.7
14	7016	Paving blocks, slabs, bricks, squares	0.000	0.001	48.856	12988.1	14	3814	Organic composite solvents	0.000	0.001	21.824	5674.4
15	8513	Portable electric lamps	0.000	0.001	35.972	9629.1	15	209	Pig and poultry fat, fresh, chilled	0.000	0.001	20.892	5426.2
16	2817	Zinc oxide; zinc peroxide	0.000	0.003	35.029	9369.3	16	9304	Other arms	0.000	0.001	20.131	5230.9
17	8307	Flexible tubing of base metal	0.000	0.004	31.512	8444.4	17	3208	Paints and varnishes	0.001	0.013	19.571	5096.9
18	9607	Slide fasteners and parts thereof	0.000	0.002	24.127	6503.2	18	7906	Zinc tubes, pipes and tube	0.000	0.003	18.689	4872.2
19	7322	Non-electrical heating equipment	0.000	0.001	24.101	6490.0	19	8111	Manganese and articles thereof	0.000	0.001	16.717	4373.2
20	3802	Activated carbon	0.000	0.001	21.508	5811.3	20	2840	Borates; peroxoborates (perborates)	0.000	0.001	14.190	3735.8
21	8547	Insulating fittings	0.000	0.002	19.754	5355.3	21	4905	Maps, etc. (incl. atlases, wall maps)	0.000	0.002	13.596	3585.9
22	5106	Yarn of carded wool	0.000	0.001	19.327	5240.6	22	401	Milk and cream, not concentrated	0.000	0.001	13.078	3457.3
23	3505	Dextrins and other modified starches	0.000	0.001	18.986	5161.1	23	2823	Titanium oxides	0.000	0.001	12.190	3233.5
24	7228	Other bars and rods of alloy steel	0.001	0.015	17.511	4765.5	24	8405	Producer of gas or water	0.000	0.001	11.825	3141.2
25	4009	Tubes, pipes and hoses	0.000	0.008	16.781	4573.0	25	2942	Other organic compounds	0.000	0.002	11.642	3094.3

Table 4. Top 25 new exports in the South-South trade, by region

To the North

Asia						
HS2 Code	Description	Share value in 1995 (%)	Share value in 2005 (%)	Share increase	Value Variation 1995-2005 (%)	
1	8608	Rail, tramway track fixtures; fitting	0.000	0.001	20.474	5625.5
2	8102	Molybdenum and articles thereof	0.001	0.012	20.210	5548.9
3	2843	Colloidal precious metals	0.000	0.004	19.668	5403.2
4	7008	Multiple-walled insulating units	0.000	0.005	18.477	5087.2
5	3815	Reaction initiators, accelerators	0.001	0.022	16.715	4617.7
6	8005	Packed printed tin foils	0.000	0.001	13.739	3822.4
7	7303	Tubes, pipes and hollow profiles	0.000	0.005	10.088	2852.9
8	6901	Bricks, blocks, tiles etc. of siliceo	0.000	0.002	8.827	2517.7
9	5901	Textile fabrics, gum-coated	0.000	0.005	8.690	2480.6
10	7906	Zinc tubes, pipes and tube	0.000	0.002	8.046	2309.0
11	5406	Man-made filament yarn	0.000	0.002	7.568	2182.3
12	7614	Stranded wire, cables, etc.	0.000	0.003	7.124	2063.3
13	7417	Non-electric domestic articles	0.000	0.001	6.982	2025.5
14	1206	Sunflower seeds	0.001	0.010	6.892	2001.8
15	3910	Silicones in primary forms	0.000	0.004	6.624	1930.5
16	2812	Halides and halide oxides	0.000	0.001	6.048	1777.3
17	1505	Wool grease and fatty substances	0.000	0.001	5.241	1562.0
18	3502	Albumins, albuminates	0.000	0.001	5.210	1554.4
19	5602	Felt	0.000	0.002	4.839	1455.1
20	2801	Fluorine, chlorine, bromine	0.000	0.001	4.721	1423.9
21	1601	Sausages and similar products; food	0.001	0.005	4.475	1358.0
22	7406	Copper powders and flakes	0.000	0.001	4.474	1357.5
23	2838	Fulminates; cyanates and thiocyanates	0.000	0.001	3.910	1208.0
24	6903	Other refractory ceramic goods	0.001	0.004	3.864	1195.3
25	2201	Waters, (incl. mineral waters)	0.001	0.005	3.852	1192.2

Table 5. New export products from different income groups

East Asia to South						East Asia to North							
HS2 Code	Description	Share	Share	Share	Value	HS2 Code	Description	Share	Share	Share	Value		
		value in	value in		increase			Variation	value in		value in	increase	Variation
		1995	2005	(%)	1995-2005			1995	2005	(%)	1995-2005		
		(%)	(%)		(%)			(%)	(%)		(%)		
1	2616	Precious metal ores and concentrate	0.000	0.001	135.339	43185.4	1	7008	Multiple-walled insulating units	0.000	0.008	39.454	12467.6
2	201	Meat of bovine animals, fresh or chilled	0.000	0.003	49.894	16072.2	2	4411	Fibreboard of wood or other	0.001	0.019	24.101	7696.7
3	8102	Molybdenum and articles thereof	0.001	0.009	10.022	3400.2	3	8608	Rail, tramway track fixtures; fitting	0.000	0.001	22.793	7282.4
4	2807	Sulphuric acid; oleum	0.001	0.009	9.992	3390.6	4	5511	Yarn (excl. sewing thread)	0.000	0.003	22.083	7070.1
5	1001	Wheat and meslin	0.001	0.012	8.800	3012.0	5	2843	Colloidal precious metals	0.000	0.006	19.104	6145.8
6	1505	Wool grease and fatty substances	0.000	0.001	7.190	2500.0	6	8102	Molybdenum and articles thereof	0.001	0.021	17.600	5677.7
7	705	Lettuce and chicory, fresh or chilled	0.000	0.002	7.141	2485.5	7	6907	Unglazed ceramic flags, paving	0.001	0.014	15.560	5043.7
8	7224	Other alloy steel in ingots, etc.	0.001	0.009	6.037	2134.8	8	809	Apricots, cherries, peaches, plums	0.000	0.001	14.199	4620.6
9	6801	Setts, curbstones and flagstones	0.001	0.004	5.398	1932.0	9	2814	Ammonia, anhydrous or in aqueous	0.000	0.001	12.844	4198.9
10	8405	Producer of gas or water gas generators	0.001	0.008	4.655	1695.9	10	1206	Sunflower seeds	0.001	0.014	11.802	3876.8
11	7001	Cullet and other waste and scrap	0.001	0.004	4.324	1590.7	11	4410	Particle board and similar board	0.000	0.003	10.996	3626.1
12	2614	Titanium ores and concentrates	0.000	0.001	4.019	1493.9	12	7406	Copper powders and flakes	0.000	0.001	10.530	3480.3
13	204	Meat of sheep or goats, fresh, chilled	0.001	0.007	3.964	1476.5	13	6808	Panels, boards, tiles, blocks, etc.	0.000	0.001	9.946	3301.1
14	8103	Tantalum and articles thereof	0.000	0.002	3.820	1430.7	14	5901	Textile fabrics, gum-coated	0.001	0.008	9.534	3172.1
15	1519	Industrial monocarboxylic fatty acids	0.001	0.004	3.568	1350.6	15	6901	Bricks, blocks, tiles, etc. of	0.000	0.002	8.513	2854.9
16	7008	Multiple-walled insulating units	0.000	0.002	3.421	1303.9	16	8405	Producer of gas or water gas	0.000	0.002	8.500	2850.7
17	2812	Halides and halide oxides	0.001	0.004	3.322	1272.5	17	3914	Ion-exchangers based on polymers	0.001	0.008	6.593	2258.6
18	7112	Waste, scrap of precious metal	0.001	0.004	3.039	1182.7	18	7417	Non-electric domestic articles	0.000	0.002	6.588	2256.5
19	2928	Organic derivatives of hydrazine	0.000	0.002	2.862	1126.5	19	5602	Felt	0.000	0.003	6.575	2253.0
20	2621	Other slag and ash, including seaweed	0.001	0.002	2.642	1056.6	20	1601	Sausages and similar products; food	0.001	0.007	6.543	2243.1
21	3504	Peptones/protein substances	0.001	0.003	2.420	986.1	21	7303	Tubes, pipes and hollow profiles	0.001	0.004	6.525	2237.5
22	9614	Smoking pipes (pipe bowls), cigar	0.000	0.001	2.419	985.7	22	7605	Aluminium wire	0.000	0.001	6.085	2100.5
23	2805	Alkali or alkaline-earth metals	0.001	0.005	2.357	966.2	23	2812	Halides and halide oxides	0.000	0.001	5.662	1969.0
24	8805	Aircraft launching gear, deck-arrest	0.000	0.001	2.283	942.5	24	3407	Modelling pastes; dental wax	0.001	0.008	5.625	1958.0
25	7505	Nickel bars, rods, profiles and wire	0.001	0.004	1.982	846.8	25	7014	Signalling glassware and optical	0.001	0.009	5.568	1940.3

Table 5. New export products from different income groups (continued)

Central America to South						Central America to North					
HS2 Code	Description	Share value in 1995 (%)	Share value in 2005 (%)	Share increase	Value Variation 1995-2005 (%)	HS2 Code	Description	Share value in 1995 (%)	Share value in 2005 (%)	Share increase	Value Variation 1995-2005 (%)
1 707	Cucumbers and gherkins, fresh or chilled	0.000	0.002	63.132	16005.7	1 3205	Colour lakes; preparations	0.000	0.001	551.083	147809.0
2 7405	Master alloys of copper	0.000	0.001	43.044	10998.6	2 9304	Other arms (spring, air or gas guns)	0.000	0.001	264.539	70798.7
3 2504	Natural graphite	0.000	0.002	16.964	4413.2	3 3814	Organic composite solvents and thinner	0.000	0.001	47.693	12919.2
4 9024	Machines, appliances for testing	0.000	0.001	11.603	3065.2	4 8111	Manganese and articles thereof	0.000	0.001	46.762	12656.2
5 1903	Tapioca and substitutes prepared	0.000	0.001	8.076	2180.5	5 401	Milk and cream, not concentrated	0.000	0.001	25.354	6939.3
6 7505	Nickel bars, rods, profiles and wire	0.000	0.002	5.801	1608.8	6 407	Birds' eggs, in shell, fresh	0.000	0.001	20.666	5687.5
7 2606	Aluminium ores and concentrates	0.000	0.002	4.773	1350.7	7 8108	Titanium and articles thereof	0.000	0.001	10.615	3003.6
8 8001	Unwrought tin	0.000	0.001	4.270	1223.7	8 7415	Stationery articles	0.000	0.001	9.538	2712.3
9 1105	Flour, meal, flakes, granules	0.000	0.001	3.076	924.1	9 3822	Composite diagnostic or laboratory	0.000	0.001	8.481	2432.1
10 8456	Machines-tools for working any mate	0.000	0.002	2.699	829.5	10 7223	Wire of stainless steel	0.000	0.001	7.162	2081.0
11 2513	Pumice stone; emery; natural corund	0.000	0.001	2.578	799.0	11 2715	Bituminous mixtures	0.000	0.001	6.844	1994.1
12 8003	Tin bars, rods, profiles and wire	0.000	0.001	2.102	679.5	12 2823	Titanium oxides	0.000	0.001	5.435	1618.3
13 2816	Hydroxide and peroxide of magnesium	0.000	0.001	2.013	657.0	13 9508	Roundabouts, shooting galleries, fair	0.000	0.001	4.774	1442.1
14 3821	Prepared culture media for development	0.000	0.001	1.934	637.2	14 2617	Other ores and concentrates	0.000	0.001	3.446	1087.5
15 3818	Chemical elements in disk form	0.000	0.001	1.764	594.3	15 3003	Medicaments with >=2 constituents	0.000	0.001	3.037	978.3
16 9618	Tailors, dummies and other lay figures	0.001	0.002	1.556	542.4	16 3101	Animal or vegetable fertilizers	0.000	0.001	2.663	878.3
17 8112	All the other base metals	0.000	0.001	1.556	542.1	17 2904	Sulphonated, nitrated or nitrosated	0.000	0.001	2.641	872.5
18 2510	Natural calcium phosphates, aluminium	0.000	0.001	1.507	530.0	18 6909	Ceramic wares for lab, chem, etc.	0.000	0.001	2.320	786.7
19 9205	Other wind musical instruments	0.001	0.002	1.323	483.8	19 8709	Works trucks, self-propelled	0.000	0.001	1.876	668.0
20 3211	Prepared driers	0.000	0.001	1.275	471.7	20 813	Fruit, dried	0.000	0.001	1.539	578.2
21 2004	Other vegetables preserved	0.001	0.001	1.204	453.8	21 7215	Other bars and rods	0.000	0.001	1.410	543.7
22 6904	Ceramic building bricks	0.000	0.001	1.166	444.3	22 809	Apricots, cherries, peaches, plums	0.001	0.001	1.358	529.7
23 9023	Apparatus, models	0.001	0.001	1.160	442.6	23 6503	Felt hats and other felt headgear,	0.001	0.001	1.220	493.0
24 9020	Other breathing appliances, gas mask	0.001	0.002	1.134	436.1	24 5807	Labels, badges of textiles	0.000	0.001	1.170	479.6
25 5805	Hand-woven tapestries of the type G	0.001	0.001	1.037	411.9	25 4109	Patent leather and patent laminated	0.001	0.001	1.059	450.0

Table 5. New export products from different income groups (continued)

South America1 to South						South America 1 to North							
HS2 Code	Description	Share value in 1995 (%)	Share value in 2005 (%)	Share increase	Value Variation 1995-2005 (%)	HS2 Code	Description	Share value in 1995 (%)	Share value in 2005 (%)	Share increase	Value Variation 1995-2005 (%)		
1	904	Pepper of the genus Piper, Capiscum	0.001	0.057	93.914	22564.9	1	7609	Aluminium tube or pipe fittings	0.000	0.001	573.467	148171.7
2	7224	Other alloy steel in ingots etc.	0.001	0.050	50.701	12245.5	2	5501	Synthetic filament tow	0.000	0.001	145.590	37756.3
3	8901	Cruise ships excursion/ferry-boats,	0.001	0.012	17.038	4206.8	3	5907	Textile fabrics	0.000	0.001	140.280	36362.6
4	1518	Animal or vegetable fats and oils.	0.001	0.015	11.306	2838.3	4	2938	Glycosides and their salts, ethers	0.000	0.001	109.463	28435.3
5	6304	Other furnishing articles, nes	0.001	0.006	9.845	2489.2	5	1509	Olive oil and its fractions	0.000	0.001	78.659	20471.4
6	7401	Copper mattes; cement copper (precipa	0.001	0.008	8.924	2269.4	6	3003	Medicaments with >=2 constituents	0.000	0.001	29.956	7899.4
7	6101	Men's or boys' overcoats	0.001	0.010	8.790	2237.6	7	6507	Head-bands, linings, covers	0.000	0.001	22.146	5865.5
8	2849	Carbides	0.001	0.010	8.193	2095.2	8	403	Buttermilk, curdled milk and cream	0.000	0.001	20.857	5532.2
9	6202	Woman's or girls' overcoats	0.001	0.007	6.748	1750.0	9	3403	Lubricating preparations, etc.	0.000	0.001	19.243	5130.9
10	5807	Labels, badges of textiles	0.001	0.007	5.177	1375.0	10	8454	Converters, ladles, ingot moulds, cast	0.000	0.001	17.295	4617.5
11	5811	Quilted textile products in the pie	0.001	0.004	4.592	1235.3	11	7608	Aluminium tubes and pipes	0.000	0.001	15.689	4205.9
12	2928	Organic derivatives of hydrazine	0.001	0.008	4.183	1137.6	12	8417	Industrial or lab furnaces and ovens	0.000	0.001	15.162	4070.9
13	5207	Cotton yarn (excl. sewing), put up	0.001	0.005	3.569	991.0	13	8436	Other agri, horti	0.000	0.001	12.320	3340.0
14	5911	Textile products and articles, for	0.001	0.004	3.369	943.3	14	3909	Amino-resins, phenolic resins	0.000	0.001	8.630	2384.9
15	6102	Woman's or girls' overcoats	0.001	0.005	2.935	839.6	15	6804	Millstones, grindstones, grinding	0.000	0.001	7.647	2132.1
16	8412	Other engines and motors	0.001	0.004	2.687	780.4	16	813	Fruit, dried, nes	0.000	0.001	7.106	1992.9
17	4905	Maps, etc. (incl. atlases, wall maps)	0.001	0.003	2.242	674.0	17	8482	Ball or roller bearings	0.000	0.001	6.827	1920.4
18	9501	Wheeled toys designed for riding	0.001	0.002	2.122	645.4	18	3404	Artificial waxes and prepared waxes	0.000	0.001	5.673	1622.5
19	2003	Mushrooms and truffles	0.001	0.003	1.785	564.9	19	2931	Other organo-inorganic compounds	0.000	0.001	5.371	1544.9
20	7902	Zinc waste and scrap	0.001	0.004	1.745	555.5	20	7311	Containers	0.000	0.001	3.574	1080.7
21	5109	Yarn of wool or of fine animal hair	0.001	0.003	1.369	465.6	21	7318	Screws, bolts, nuts,screw hooks, rivets	0.000	0.001	2.488	800.5
22	8007	Other articles of tin	0.001	0.002	1.368	465.3	22	1301	Lac; natural gums, resins, gum-resi	0.000	0.001	2.282	747.4
23	8521	Video recording or reproducing appa	0.001	0.002	1.272	442.4	23	3905	Polymers of vinyl esters; other	0.000	0.001	2.127	707.1
24	8518	Microphones, headphones, earphones	0.001	0.003	1.271	442.3	24	2807	Sulphuric acid; oleum	0.000	0.001	1.583	567.0
25	2841	Salts of oxometallic or peroxometal	0.001	0.003	1.193	423.7	25	812	Fruit and nuts, provisionally preserved	0.000	0.001	1.445	531.2

Table 5. New export products from different income groups (continued)

South Asia to South						South Asia to North					
HS2 Code	Description	Share value in 1995 (%)	Share value in 2005 (%)	Share increase	Value Variation 1995-2005 (%)	HS2 Code	Description	Share value in 1995 (%)	Share value in 2005 (%)	Share increase	Value Variation 1995-2005 (%)
1 7402	Unrefined copper; copper anodes	0.001	0.133	128.392	49224.5	1 7305	Other tubes and pipes, having CS	0.000	0.153	3163.779	723513.2
2 7416	Copper springs	0.000	0.002	66.122	25497.8	2 2617	Other ores and concentrates	0.000	0.007	1583.060	362082.9
3 7413	Stranded wire, cables, etc.	0.001	0.037	55.507	21441.8	3 2823	Titanium oxides	0.000	0.012	1314.238	300386.9
4 2618	Granulated slag (slag sand)	0.000	0.013	53.107	20528.6	4 2606	Aluminium ores and concentrates	0.000	0.187	669.024	153025.2
5 7406	Copper powders and flakes	0.000	0.003	37.176	14446.2	5 409	Natural honey	0.000	0.022	368.881	84378.3
6 8526	Radar, radio navigational aid apparatus	0.000	0.010	28.849	11280.0	6 8476	Automatic goods-vending machines	0.000	0.030	266.784	61122.2
7 1502	Fats of bovine animals, sheep or goats	0.000	0.006	23.963	9415.1	7 7507	Nickel tubes, pipes and tube or pipe	0.000	0.001	136.928	31425.0
8 9406	Prefabricated buildings	0.000	0.006	23.245	9142.9	8 2913	Halogenated, sulphonated, nitrated	0.000	0.004	125.935	28884.3
9 7905	Zinc plates, sheets, strip and foil	0.000	0.008	21.885	8623.8	9 7108	Gold (platinum plated) unwrought	0.000	0.005	123.832	28451.1
10 403	Buttermilk, curdled milk and cream	0.000	0.002	21.517	8485.7	10 2715	Bituminous mixtures	0.000	0.003	117.496	27028.7
11 4906	Handwritten plans for architecture	0.000	0.002	20.871	8235.4	11 5504	Artificial staple fibres, not carded	0.000	0.010	116.089	26671.2
12 2823	Titanium oxides	0.000	0.007	17.952	7124.0	12 6703	Human hair, dressed, etc; animal hair	0.000	0.034	86.127	19813.6
13 3502	Albumins, albuminates	0.000	0.002	13.399	5390.8	13 7212	Flat-rolled products of iron/non-alloy	0.000	0.035	76.478	17606.6
14 3001	Glands, etc., dried	0.000	0.005	12.857	5182.8	14 2940	Sugars, pure (excl. glucose, etc)	0.000	0.001	70.967	16348.0
15 7401	Copper mattes; cement copper	0.000	0.001	12.352	4988.6	15 2851	Other inorganic compounds	0.000	0.005	61.148	14098.0
16 7613	Aluminium containers for compressed	0.000	0.001	11.790	4776.0	16 9613	Cigarette lighter, and other	0.000	0.005	59.746	13786.6
17 6101	Men's or boys' overcoats	0.001	0.018	11.753	4761.8	17 2523	Portland cement, aluminous cement,	0.000	0.022	58.052	13394.4
18 8109	Zirconium and article thereof	0.000	0.001	11.279	4579.2	18 2910	Epoxides	0.000	0.003	57.274	13211.3
19 401	Milk and cream, not concentrated	0.001	0.013	9.838	4031.6	19 9402	Medical, surgical chairs	0.000	0.015	56.899	13133.5
20 1503	Lard stearin, lardoil, oleostearin,	0.000	0.001	9.423	3874.3	20 8305	Fittings for loose-leaf binders	0.001	0.028	52.827	12200.8
21 408	Birds' eggs, not in shell, and egg	0.001	0.011	9.097	3749.1	21 905	Vanilla	0.000	0.003	51.559	11915.7
22 7226	Flat-rolled products of other alloy	0.001	0.011	8.690	3593.9	22 7609	Aluminium tube or pipe fittings	0.001	0.033	48.036	11106.1
23 8410	Hydraulic turbines, water-wheels	0.001	0.013	8.497	3520.2	23 8804	Parachutes (dirigible), rotochuts	0.000	0.005	46.412	10734.4
24 1002	Rye	0.000	0.001	8.324	3455.2	24 7903	Zinc dust, powders and flakes	0.000	0.001	41.263	9548.1
25 1518	Animal or vegetable fats and oils	0.001	0.012	8.110	3373.1	25 7614	Stranded wire, cables, etc.	0.000	0.002	40.474	9376.5

Table 5. New export products from different income groups (continued)

East Africa to South					East Africa to North								
HS2 Code	Description	Share value in 1995 (%)	Share value in 2005 (%)	Share increase	Value Variation 1995-2005 (%)	HS2 Code	Description	Share value in 1995 (%)	Share value in 2005 (%)	Share increase	Value Variation 1995-2005 (%)		
1	2603	Copper ores and concentrates	0.001	2.816	5429.681	1357984.5	1	2809	Diphosphorus pentaoxide; phosphoric	0.000	1.742	9819.101	2678106.8
2	7225	Flat-rolled products of other alloy	0.000	0.055	1322.817	330902.2	2	6102	Woman's or girls' overcoats and sim	0.000	0.121	4326.882	523274.0
3	7207	Semi-finished products of iron or n	0.000	0.078	373.295	93532.6	3	1604	Prepared or preserved fish; caviar	0.000	0.943	3297.936	398480.3
4	4015	Articles of apparel and clothing ac	0.001	0.376	328.907	82406.7	4	7010	Carboys, bottles, flasks, jars, etc.	0.000	0.045	1621.689	196133.0
5	8001	Unwrought tin	0.000	0.063	284.018	71178.9	5	6303	Curtains (incl. drapes) and interior	0.000	0.060	666.976	80643.0
6	7605	Aluminium wire	0.000	0.020	266.829	66920.8	6	704	Cabbages, cauliflowers, kohlrabi	0.000	0.062	616.688	74552.7
7	2209	Vinegar and substitutes for vinegar	0.000	0.015	207.335	52033.3	7	6111	Babies' garments and clothing acces	0.000	0.074	389.559	47090.7
8	604	Other parts of plants for ornamenta	0.000	0.037	100.232	25215.8	8	6114	Other garments, knitted or crochete	0.001	0.079	150.527	18208.2
9	1104	Cereal grains otherwise worked	0.000	0.037	89.764	22599.5	9	1005	Maize (corn)	0.000	0.010	131.506	15911.4
10	5310	Woven fabrics of jute or of other	0.000	0.005	88.533	22275.2	10	5903	Textile fabrics impregnated, coated	0.000	0.003	98.618	11954.3
11	2914	Ketones and quinones and their halo	0.000	0.021	86.161	21695.7	11	6212	Brassieres, girdles, corsets, brace	0.000	0.003	98.417	27010.7
12	2526	Natural steatite, crude roughly	0.000	0.011	74.551	18797.2	12	6303	Curtains (incl. drapes) and interior	0.000	0.010	85.991	23637.1
13	7413	Stranded wire, cables, etc.	0.000	0.005	58.732	14841.5	13	6209	Babies' garments and clothing acces	0.001	0.069	82.172	9949.3
14	4503	Articles of natural cork	0.000	0.004	53.013	13415.8	14	5203	Cotton, carded or combed	0.000	0.034	74.088	8973.3
15	4813	Cigarette paper	0.000	0.025	51.122	12936.5	15	4107	Leather of other animals	0.000	0.011	72.993	8843.4
16	2907	Phenols; phenol-alcohols	0.000	0.003	50.029	12669.5	16	2503	Sulphur of all kinds	0.000	0.001	70.404	19384.1
17	7905	Zinc plates, sheets, strip and foil	0.000	0.004	47.798	12105.6	17	8537	Boards, panels, consoles, desks etc.	0.000	0.003	65.158	17939.0
18	1105	Flour, meal, flakes, granules	0.000	0.001	42.287	10718.6	18	8439	Machinery for making pulp	0.000	0.005	57.705	15920.9
19	3601	Propellent powders	0.000	0.001	40.407	10273.8	19	1104	Cereal grains otherwise worked	0.000	0.001	54.893	15167.6
20	7902	Zinc waste and scrap	0.001	0.018	30.669	7820.4	20	6112	Track-suits, ski-suits and swimwear	0.001	0.052	54.796	6641.8
21	2303	Residues of starch manufacture, bee	0.000	0.003	28.397	7253.7	21	4201	Saddlery and harness for any animal	0.000	0.002	52.447	6350.9
22	9014	Direction finding compasses	0.001	0.024	27.102	6928.4	22	909	Seeds of anise, badian, fennel, corian	0.000	0.002	49.798	6039.5
23	8607	Parts of rail, tramway locomotives	0.000	0.004	26.959	6891.0	23	3003	Medicaments with >=2 constituents m	0.000	0.004	47.727	5788.7
24	2936	Provitamins and vitamins, derivatives	0.000	0.008	25.396	6501.6	24	8507	Electric accumulatlors	0.000	0.004	47.476	5760.6
25	203	Meat of swine, fresh, chilled or fresh	0.001	0.024	24.866	6369.1	25	2909	Ethers... ketone peroxides	0.000	0.002	47.323	13097.6

Table 5. New export products from different income groups (concluded)

West Africa to South						West Africa to North							
HS2 Code	Description	Share value in 1995 (%)	Share value in 2005 (%)	Share increase	Value Variation 1995-2005 (%)	HS2 Code	Description	Share value in 1995 (%)	Share value in 2005 (%)	Share increase	Value Variation 1995-2005 (%)		
1	1512	Sunflower-seed, safflower or cotton	0.000	0.008	138.679	38032.7	1	6810	Articles of cement, of concrete	0.000	0.008	327.728	80603.3
2	3822	Composite diagnostic or laboratory	0.000	0.015	112.686	30915.7	2	7209	Flat-rolled products of iron/non-alloy	0.000	0.002	297.156	73156.9
3	9306	Bombs, grenades, torpedoes, mines	0.000	0.001	64.657	16046.6	3	7307	Tubes or pipe fittings, of iron	0.000	0.001	121.556	30033.0
4	9605	Travel sets for personnel toilet	0.000	0.001	63.480	17513.3	4	6115	Panty hose, tights, etc, and footwear	0.000	0.011	64.665	16040.7
5	2712	Petroleum jelly; paraffin wax	0.000	0.001	53.303	13249.0	5	2005	Other vegetables preserved	0.000	0.016	54.722	13600.7
6	7302	Rail, tramway tracks, other accessories	0.000	0.001	51.932	12972.6	6	6806	Slag wool, rock wool, similar min. wool	0.000	0.001	50.825	12627.6
7	7403	Refined copper and copper alloys	0.000	0.001	38.824	9698.7	7	7801	Unwrought lead	0.000	0.003	46.112	11476.1
8	2929	Compounds with other nitrogen	0.000	0.001	37.579	10421.8	8	2530	Mineral substances	0.000	0.003	30.659	7685.2
9	5804	Tulles and other net fabrics	0.000	0.009	36.966	10256.7	9	2701	Coal; briquettes, ovoids and similar	0.001	0.023	27.476	6901.5
10	8432	Agri, horti, forestry machinery	0.000	0.018	36.486	9116.6	10	5503	Synthetic staple fibres, not carded	0.001	0.035	22.435	5662.1
11	406	Cheese and curd	0.000	0.006	35.720	9916.1	11	7010	Carboys, bottles, flasks, jars, etc.	0.000	0.001	16.628	4234.2
12	8531	Electric sound/visual signalling	0.000	0.002	32.659	9087.9	12	4009	Tubes, pipes and hoses	0.000	0.001	9.861	2567.9
13	206	Edible offal of bovine animals	0.000	0.003	25.620	7160.6	13	7606	Aluminium plates, sheets and strip	0.000	0.001	9.671	2524.1
14	8426	Ships' derricks; cranes; mobile	0.001	0.013	21.200	5956.4	14	8537	Boards, panels, consoles, desks, etc.	0.000	0.003	9.054	2371.6
15	3707	Chemical preparations for photography	0.000	0.003	20.903	5873.9	15	405	Butter and other fats and oils	0.000	0.001	8.853	2321.7
16	5506	Synthetic staple fibres, carded	0.000	0.005	18.631	5254.3	16	1516	Animal or vegetable fats and oils	0.000	0.002	8.553	2248.6
17	7608	Aluminium tubes and pipes	0.000	0.001	16.111	4102.3	17	6107	Men's or boys' briefs and similar	0.000	0.003	7.695	2038.1
18	6811	Articles of asbestos-cement	0.001	0.016	15.755	4470.5	18	1905	Bread, pastry, cakes, etc.	0.000	0.001	7.404	1966.4
19	5603	Nonwovens	0.000	0.001	14.340	3669.9	19	2202	Waters (incl. mineral and aerated)	0.000	0.003	6.796	1817.0
20	6208	Women's or girls' slips, petticoats	0.000	0.001	13.211	3775.7	20	8521	Video recording or reproducing	0.001	0.005	6.138	1655.1
21	4015	Articles of apparel and clothing	0.000	0.003	12.845	3677.3	21	7217	Wire of iron or non-alloy steel	0.000	0.001	5.927	1603.2
22	4818	Toilet paper, bed sheets, etc.	0.000	0.003	11.606	2999.9	22	8481	Tapes, valves, for pipes pressure	0.001	0.008	5.135	1408.4
23	405	Butter and other fats and oils	0.001	0.013	10.688	3088.6	23	4911	Other printed matter	0.000	0.002	4.763	1317.1
24	3925	Builders' ware of plastics, nes	0.001	0.008	9.527	2771.8	24	1902	Pasta, such as spaghetti, macaroni	0.000	0.001	4.750	1313.5
25	3902	Polymers of propylene or of other	0.000	0.002	9.209	2410.0	25	4810	Paper, coated with kaolin	0.000	0.002	4.704	1302.6

Table 6. Emerging economies' imports from the South

Dynamic products					
HS4 Code	Description	Share value in 1995 (%)	Share value in 2005 (%)	Share increase	Value Variation 1995-2005 (%)
1	8542 Electronic integrated circuits and microassemblies	2.680	14.587	4.444	1987.6
2	8471 Automatic data processing, magnetic, optical readers anywhere specified	1.248	3.233	1.590	840.9
3	8473 Parts suitable for use solely or principally with machines of 8469-8472	1.188	1.770	0.490	399.0
4	2603 Copper ores and concentrates	0.834	1.334	0.600	442.9
5	8541 Diodes, semi-conductor devices, light-emitting diodes, etc.	0.590	1.398	1.368	751.5
6	3901 Polymers of ethylene, in primary forms	0.546	0.946	0.733	496.4
7	2905 Acyclic alcohols and their halogenated or nitrosated derivatives	0.477	0.922	0.930	575.6
8	3907 Polyethers and epoxide resins/polyesters, in primary forms	0.402	0.611	0.522	411.7
9	2902 Cyclic hydrocarbons	0.370	0.484	0.306	324.9
10	8532 Electrical capacitors, fixed, variable or adjustable (pre-set)	0.318	0.406	0.276	312.8
11	8534 Printed circuits	0.316	0.927	1.938	980.7
12	3902 Polymers of propylene or of other olefins, in primary forms	0.294	0.389	0.323	331.7
13	1507 Soya-bean oil and its fractions	0.276	0.377	0.367	349.3
14	2917 Polycarboxylic acids, etc, their derivatives	0.247	0.741	1.998	1004.8
15	1201 Soya beans	0.187	0.555	1.960	989.4
16	7204 Ferrrous waste, scrap remelting, scrap ingots or iron or steel	0.151	0.260	0.724	493.0
17	8543 Electrical machines, apparatus with one function not specified elsewhere	0.124	0.233	0.882	556.6
18	8524 Records, tapes for sound/similarly roecordred phenomena excluding chap. 37	0.100	0.170	0.712	487.6
19	7209 Flat-rolled products of iron/non-alloy steel, of width >600 mm, cold-rolled	0.099	0.294	1.965	991.5
20	7410 Copper foil (whether or not printed, etc.) of a thickness not >0.15 mm	0.097	0.212	1.178	675.2
21	7208 Flat-rolled products of iron/non-alloy steel, of width >600 mm, hot-rolled	0.093	0.249	1.685	878.6
22	8523 Prepared unrecorded media for sound, similar recording other than pdt of 37	0.090	0.436	3.854	1751.6
23	3004 Medicaments of mixed or unmixed products, for retail sale	0.089	0.119	0.336	337.1
24	8507 Electric accumulatlors including spearators, whether or not rectangular	0.085	0.147	0.732	496.0
25	7219 Flat-rolled products of stainless steel, of a width of 600 mm or more	0.080	0.311	2.875	1356.8
26	8525 Transmission apparatus for radio, TV, with or without reception equipment	0.075	0.524	6.029	2626.4
27	8538 Parts suitable for the apparatus of headings 8535, 8536, 8537	0.074	0.118	0.585	436.8
28	8521 Video recording or reproducing apparatus	0.072	0.134	0.877	554.3
29	9031 Measuring, checking instruments not elsewhere specified	0.072	0.115	0.599	442.6
30	7210 Flat-rolled products of iron/non-alloy steel, of width >600 mm, clad, plated	0.071	0.254	2.579	1237.9
31	2915 Saturated acyclic monocarboxylic acids and their derivatives	0.068	0.155	1.275	714.2
32	7019 Glass fibres (including glass wool) and articles thereof	0.068	0.088	0.302	323.5
33	8457 Machining centres, unit construction machines for working metal	0.064	0.093	0.460	386.4
34	3919 Self-adhesive plates, foil, tape, strip of plastics	0.061	0.078	0.285	316.2
35	2903 Halogenated derivatives of hydrocarbons	0.061	0.086	0.415	368.3
36	2707 Products of the distillation of coal tar/similar products	0.061	0.103	0.691	479.8
37	7602 Aluminium waste and scrap	0.055	0.166	2.025	1015.4
38	1001 Wheat and meslin	0.054	0.200	2.676	1276.2
39	7207 Semi-finished products of iron or non-alloy steel	0.050	0.066	0.315	328.6
40	8483 Transmission shafts, cranks, clutches, shaft couplings (universal joints)	0.050	0.071	0.404	364.6
41	4411 Fibreboard of wood or other ligneous materials	0.050	0.063	0.259	305.8
42	2304 Oil-cake and other solid residues, of soya-bean	0.049	0.078	0.596	441.7
43	7108 Gold (platinum plated) unwrought, semi-manufactured, in powder forms	0.047	0.426	7.989	3413.3
44	2713 Petroleum coke, bitumen and other residues of petroleum oils	0.047	0.091	0.946	581.9
45	2613 Molybdenum ores and concentrates	0.045	0.247	4.467	1998.2
46	3908 Polyamides in primary forms	0.038	0.120	2.136	1058.9
47	2607 Lead ores and concentrates	0.037	0.078	1.086	637.1
48	8502 Electric generating sets and rotary converters	0.035	0.044	0.249	302.2
49	9013 Liquid crystal devices not constituting articles provided in other heading	0.035	2.891	81.376	32924.9
50	9001 Optical fibres, opticalfibre bundles, other than those of 8544, etc.	0.035	0.177	4.046	1826.4

Table 6. Emerging economies' imports from the South (concluded)

New Products					
HS4 Code	Description	Share value in 1995 (%)	Share value in 2005 (%)	Share increase	Value Variation 1995-2005 (%)
1	8542 Electronic integrated circuits and microassemblies	2.68	14.587	4.443	1987.56
2	8471 Automatic data processing, magnetic, optical readers anywhere specified	1.248	3.233	1.591	840.9016
3	8473 Parts suitable for use solely or principally with machines of 8469-8472	1.188	1.77	0.490	398.9683
4	2603 Copper ores and concentrates	0.834	1.334	0.600	442.8788
5	8541 Diodes, semi-conductor devices, light emitting diodes, etc.	0.59	1.398	1.369	751.479
6	3901 Polymers of ethylene, in primary forms	0.546	0.946	0.733	496.4431
7	2905 Acyclic alcohols and their halogenated or nitrosated derivatives	0.477	0.922	0.933	575.6406
8	3907 Polyethers and epoxide resins/polyesters, in primary forms	0.402	0.611	0.520	411.6796
9	2902 Cyclic hydrocarbons	0.37	0.484	0.308	324.9263
10	8532 Electrical capacitors, fixed, variable or adjustable (pre-set)	0.318	0.406	0.277	312.7525
11	8534 Printed circuits	0.316	0.927	1.934	980.6501
12	3902 Polymers of propylene or of other olefins, in primary forms	0.294	0.389	0.323	331.7025
13	1507 Soya-bean oil and its fractions	0.276	0.377	0.366	349.3171
14	2917 Polycarboxylic acids, etc., their derivatives	0.247	0.741	2.000	1004.801
15	1201 Soya beans	0.187	0.555	1.968	989.4207
16	7204 Ferrous waste, scrap remelting scrap ingots or iron or steel	0.151	0.26	0.722	493.0189
17	8543 Electrical machines, apparatus with one function not specified elsewhere	0.124	0.233	0.879	556.5991
18	8524 Records, tapes for sound/similarly recorded phenomena excluding chap. 37	0.1	0.17	0.700	487.6128
19	7209 Flat-rolled products of iron/non-alloy steel, of width >600 mm, cold-rolled	0.099	0.294	1.970	991.5417
20	7410 Copper foil (whether or not printed, etc.) of a thickness not >0.15 mm	0.097	0.212	1.186	675.2463
21	7208 Flat-rolled products of iron/non-alloy steel, of width >600 mm, hot-rolled	0.093	0.249	1.677	878.6497
22	8523 Prepared unrecorded media for sound, similar recording other than pdt of 37	0.09	0.436	3.844	1751.631
23	3004 Medicaments of mixed or unmixed products, for retail sale	0.089	0.119	0.337	337.0539
24	8507 Electric accumulators including separators, whether or not rectangular	0.085	0.147	0.729	496.015
25	7219 Flat-rolled products of stainless steel, of a width of 600 mm or more	0.08	0.311	2.888	1356.781
26	8525 Transmission apparatus for radio, TV, with or without reception equipment	0.075	0.524	5.987	2626.361
27	8538 Parts suitable for the apparatus of headings 8535, 8536, 8537	0.074	0.118	0.595	436.7697
28	8521 Video recording or reproducing apparatus	0.072	0.134	0.861	554.3196
29	9031 Measuring, checking instruments not elsewhere specified	0.072	0.115	0.597	442.5584
30	7210 Flat-rolled products of iron/non-alloy steel, of width >600 mm, clad, plated	0.071	0.254	2.577	1237.91
31	2915 Saturated acyclic monocarboxylic acids and their derivatives	0.068	0.155	1.279	714.2228
32	7019 Glass fibres (including glass wool) and articles thereof	0.068	0.088	0.294	323.5085
33	8457 Machining centres, unit construction machines for working metal	0.064	0.093	0.453	386.4119
34	2903 Halogenated derivatives of hydrocarbons	0.061	0.086	0.410	368.2892
35	3919 Self-adhesive plates, foil, tape, strip of plastics	0.061	0.078	0.279	316.1863
36	7602 Aluminium waste and scrap	0.055	0.166	2.018	1015.435
37	1001 Wheat and meslin	0.054	0.2	2.704	1276.229
38	8483 Transmission shafts, cranks, clutches, shaft couplings (universal joints)	0.05	0.071	0.420	364.5813
39	7207 Semi-finished products of iron or non-alloy steel	0.05	0.066	0.320	328.6481
40	4411 Fibreboard of wood or other ligneous materials	0.05	0.063	0.260	305.8207
41	2304 Oil-cake and other solid residues, of soya-bean	0.049	0.078	0.592	441.67
42	7108 Gold (platinum plated) unwrought, semi-manufactured, in powder forms	0.047	0.426	8.064	3413.315
43	2613 Molybdenum ores and concentrates	0.045	0.247	4.489	1998.16
44	3908 Polyamides in primary forms	0.038	0.12	2.158	1058.88
45	2607 Lead ores and concentrates	0.037	0.078	1.108	637.0504
46	9013 Liquid crystal devices not constituting articles provided in other heading	0.035	2.891	81.600	32924.85
47	9001 Optical fibres, optical fibre bundles, other than those of 8544, etc..	0.035	0.177	4.057	1826.372
48	8502 Electric generating sets and rotary converters	0.035	0.044	0.257	302.2192
49	8456 Machines-tools for working any material by electrical process, etc.	0.034	0.05	0.471	382.4978
50	3906 Acrylic polymers in primary forms	0.033	0.077	1.333	738.3153

Table 7. Emerging countries' imports from South, by region and subregion

Value (billions of dollars)	Africa			Americas			Asia		
Emerging countries (E7)	1995	2000	2005	1995	2000	2005	1995	2000	2005
Brazil	1.16	2.82	6.52	10.41	11.66	11.79	4.82	4.17	7.07
China	0.73	4.52	17.62	1.53	3.29	14.45	35.93	67.98	195.24
India	1.74	1.07	2.41	0.27	0.52	1.68	8.10	8.41	25.52
Republic of Korea	1.03	2.25	2.43	2.25	1.90	3.85	25.55	49.64	83.30
Mexico	0.09	0.31	0.39	1.04	2.79	7.34	2.30	6.66	15.30
Russian Federation	0.13	0.31	0.81	0.35	0.77	1.67	0.84	0.98	4.80
South Africa	0.74	0.60	2.53	0.40	0.27	0.69	4.07	5.53	10.45
<u>Descriptive statistics</u>									
Maximum	1.74	4.52	17.62	10.41	11.66	14.45	35.93	67.98	195.24
Minimum	0.09	0.31	0.39	0.27	0.27	0.69	0.84	0.98	4.80
Mean	0.80	1.70	4.67	2.32	3.03	5.92	11.66	20.48	48.81
Standard Deviation	0.58	1.58	6.04	3.64	3.98	5.43	13.56	26.81	70.06
Coefficient of variation (%)	72.445	93.206	129.281	156.687	131.254	91.642	116.328	130.894	143.523

Table 7. Emerging countries' imports from South, by region and subregion (continued)

Asia									
Value (billions of dollars)	South Asia			South-East Asia			West Asia		
Emerging countries (E7)	1995	2000	2005	1995	2000	2005	1995	2000	2005
Brazil	0.09	0.03	0.03	1.12	1.48	2.91	2.02	1.23	2.22
China	0.29	0.54	0.96	9.89	22.18	74.99	2.12	9.78	30.58
India	0.26	0.50	1.42	2.58	4.22	10.93	4.45	2.25	9.22
Republic of Korea	0.34	0.35	0.40	10.13	18.17	26.09	11.32	24.93	46.44
Mexico	0.05	0.10	0.23	1.14	3.57	9.71	0.03	0.37	0.64
Russian Federation	0.06	0.06	0.23	0.31	0.34	2.04	0.33	0.44	1.99
South Africa	0.05	0.06	0.12	0.90	1.04	2.55	1.78	3.54	6.47
Descriptive statistics									
Maximum	0.34	0.54	1.42	10.13	22.18	74.99	11.32	24.93	46.44
Minimum	0.05	0.03	0.03	0.31	0.34	2.04	0.03	0.37	0.64
Mean	0.16	0.23	0.48	3.72	7.29	18.46	3.15	6.08	13.94
Standard deviation	0.13	0.22	0.51	4.35	8.99	26.31	3.88	8.92	17.65
Coefficient of variation (%)	79.261	95.473	105.595	116.761	123.347	142.517	123.266	146.853	126.621

Asia						
Value (billions of dollars)	East Asia			Oceania		
Emerging countries (E7)	1995	2000	2005	1995	2000	2005
Brazil	1.58	1.43	1.91	0.01	0.00	0.00
China	23.55	35.27	88.21	0.09	0.21	0.49
India	0.81	1.40	3.66	0.01	0.04	0.30
Republic of Korea	3.42	5.98	10.14	0.33	0.21	0.23
Mexico	1.09	2.62	4.72	0.00	0.00	0.00
Russian Federation	0.13	0.14	0.54	0.01	0.00	0.00
South Africa	1.34	0.89	1.26	0.00	0.00	0.04
Descriptive statistics						
Maximum	23.55	35.27	88.21	0.33	0.21	0.49
Minimum	0.13	0.14	0.54	0.00	0.00	0.00
Mean	4.56	6.82	15.78	0.06	0.07	0.15
Standard deviation	8.43	12.69	32.10	0.12	0.10	0.19
Coefficient of variation (%)	185.032	186.063	203.456	189.653	150.269	124.870

Table 7. Emerging countries' imports from South, by region and subregion (continued)

Africa									
Value (billions of dollars)	East Africa			Central Africa			North Africa		
Emerging countries (E7)	1995	2000	2005	1995	2000	2005	1995	2000	2005
Brazil	0.01	0.00	0.01	0.02	0.09	0.36	0.36	1.78	3.39
China	0.01	0.09	0.56	0.14	0.98	4.44	0.26	0.95	4.45
India	0.18	0.10	0.24	0.03	0.02	0.10	0.56	0.47	0.84
Republic of Korea	0.03	0.01	0.28	0.14	0.72	0.56	0.31	0.38	0.57
Mexico	0.00	0.01	0.01	0.00	0.01	0.01	0.06	0.24	0.33
Russian Federation	0.00	0.01	0.09	0.00	0.00	0.00	0.04	0.08	0.24
South Africa	0.12	0.10	0.36	0.11	0.01	0.13	0.11	0.02	0.07
Descriptive statistics									
Maximum	0.18	0.10	0.56	0.14	0.98	4.44	0.56	1.78	4.45
Minimum	0.00	0.00	0.01	0.00	0.00	0.00	0.04	0.02	0.07
Mean	0.05	0.05	0.22	0.06	0.26	0.80	0.24	0.56	1.41
Standard deviation	0.07	0.05	0.20	0.06	0.41	1.62	0.19	0.62	1.76
Coefficient of variation (%)	141.316	104.296	91.971	101.759	156.857	202.070	77.777	110.962	124.336

Africa						
Value (billions of dollars)	Southern Africa			West Africa		
Emerging countries (E7)	1995	2000	2005	1995	2000	2005
Brazil	0.04	0.05	0.01	0.73	0.91	2.74
China	0.18	1.99	6.94	0.14	0.51	1.22
India	0.05	0.04	0.15	0.92	0.44	1.08
Republic of Korea	0.12	0.70	0.13	0.43	0.44	0.88
Mexico	0.00	0.01	0.02	0.02	0.04	0.03
Russian Federation	0.01	0.04	0.05	0.09	0.18	0.44
South Africa	0.32	0.25	1.28	0.09	0.22	0.69
Descriptive statistics						
Maximum	0.32	1.99	6.94	0.92	0.91	2.74
Minimum	0.00	0.01	0.01	0.02	0.04	0.03
Mean	0.10	0.44	1.23	0.35	0.39	1.01
Standard deviation	0.11	0.73	2.56	0.36	0.28	0.86
Coefficient of variation (%)	109.599	166.012	208.812	104.198	72.009	85.083

Table 7. Emerging countries' imports from South, by region and subregion (concluded)

Americas												
Value (billions of dollars)	Caribbean			Central America			South America 1			South America 2		
	1995	2000	2005	1995	2000	2005	1995	2000	2005	1995	2000	2005
Emerging countries (E7)												
Brazil	0.25	0.11	0.29	0.36	0.05	0.11	1.33	2.27	2.18	8.46	9.22	9.20
China	0.23	0.11	0.54	0.08	0.02	1.08	0.52	0.78	3.81	0.71	2.37	9.02
India	0.01	0.01	0.09	0.01	0.01	0.30	0.02	0.06	0.09	0.23	0.45	1.20
Republic of Korea	0.05	0.09	0.11	0.46	0.15	0.40	0.58	0.55	0.66	1.16	1.11	2.68
Mexico	0.09	0.14	0.45	0.10	0.45	1.51	0.48	0.97	2.04	0.37	1.23	3.33
Russian Federation	0.18	0.32	0.09	0.02	0.07	0.09	0.09	0.28	0.64	0.06	0.10	0.86
South Africa	0.01	0.02	0.03	0.01	0.01	0.12	0.03	0.02	0.04	0.35	0.23	0.50
<u>Descriptive statistics</u>												
Maximum	0.25	0.32	0.54	0.46	0.45	1.51	1.33	2.27	3.81	8.46	9.22	9.20
Minimum	0.01	0.01	0.03	0.01	0.01	0.09	0.02	0.02	0.04	0.06	0.10	0.50
Mean	0.12	0.11	0.23	0.15	0.11	0.51	0.44	0.70	1.35	1.62	2.10	3.83
Standard deviation	0.10	0.10	0.20	0.19	0.16	0.56	0.46	0.78	1.38	3.04	3.23	3.75
Coefficient of variation (%)	88.549	91.637	89.097	124.873	148.037	108.668	105.817	110.431	102.176	187.606	153.876	97.860

Table 8. Definition of region/subregion used in document TD/B/COM.1/EM.34/2

	Country name (includes non-country economies)	Country type	Region name	Subregion name
1	Central African Republic	S	Africa	Central Africa
2	Chad	S	Africa	Central Africa
3	Congo, Dem. Rep. of	S	Africa	Central Africa
4	Congo	S	Africa	Central Africa
5	Equatorial Guinea	S	Africa	Central Africa
6	Gabon	S	Africa	Central Africa
7	Sao Tome and Principe	S	Africa	Central Africa
8	Burundi	S	Africa	East Africa
9	Djibouti	S	Africa	East Africa
10	Eritrea	S	Africa	East Africa
11	Ethiopia (excludes Eritrea)	S	Africa	East Africa
12	Kenya	S	Africa	East Africa
13	Malawi	S	Africa	East Africa
14	Rwanda	S	Africa	East Africa
15	Somalia	S	Africa	East Africa
16	United Rep. of Tanzania	S	Africa	East Africa
17	Uganda	S	Africa	East Africa
18	Zambia	S	Africa	East Africa
19	Algeria	S	Africa	North Africa
20	Egypt	S	Africa	North Africa
21	Libya	S	Africa	North Africa
22	Morocco	S	Africa	North Africa
23	Sudan	S	Africa	North Africa
24	Tunisia	S	Africa	North Africa
25	Angola	S	Africa	Southern Africa
26	Botswana	S	Africa	Southern Africa
27	Comoros	S	Africa	Southern Africa
28	Lesotho	S	Africa	Southern Africa
29	Madagascar	S	Africa	Southern Africa
30	Mauritius	S	Africa	Southern Africa
31	Mozambique	S	Africa	Southern Africa
32	Namibia	S	Africa	Southern Africa
33	Seychelles	S	Africa	Southern Africa
34	South Africa	S	Africa	Southern Africa
35	Swaziland	S	Africa	Southern Africa
36	Zimbabwe	S	Africa	Southern Africa
37	Benin	S	Africa	West Africa
38	Burkina Faso	S	Africa	West Africa
39	Cameroon	S	Africa	West Africa
40	Cape Verde	S	Africa	West Africa
41	Côte d'Ivoire	S	Africa	West Africa
42	Gambia	S	Africa	West Africa
43	Ghana	S	Africa	West Africa
44	Guinea	S	Africa	West Africa
45	Guinea-Bissau	S	Africa	West Africa
46	Liberia	S	Africa	West Africa
47	Mali	S	Africa	West Africa
48	Mauritania	S	Africa	West Africa
49	Niger	S	Africa	West Africa

Table 8. Definition of region/subregion used in document TD/B/COM.1/EM.34/2
(continued)

	Country name (includes non-country economies)	Country type	Region name	Subregion name
50	Nigeria	S	Africa	West Africa
51	Senegal	S	Africa	West Africa
52	Sierra Leone	S	Africa	West Africa
53	Togo	S	Africa	West Africa
54	Antigua and Barbuda	S	Americas	Caribbean
55	Aruba	S	Americas	Caribbean
56	Bahamas	S	Americas	Caribbean
57	Barbados	S	Americas	Caribbean
58	Bermuda	S	Americas	Caribbean
59	Cuba	S	Americas	Caribbean
60	Dominica	S	Americas	Caribbean
61	Dominican Republic	S	Americas	Caribbean
62	Grenada	S	Americas	Caribbean
63	Haiti	S	Americas	Caribbean
64	Jamaica	S	Americas	Caribbean
65	Montserrat	S	Americas	Caribbean
66	Saint Kitts and Nevis	S	Americas	Caribbean
67	Saint Lucia	S	Americas	Caribbean
68	Saint Vincent and the Grenadines	S	Americas	Caribbean
69	Trinidad and Tobago	S	Americas	Caribbean
70	Belize	S	Americas	Central America
71	Costa Rica	S	Americas	Central America
72	El Salvador	S	Americas	Central America
73	Guatemala	S	Americas	Central America
74	Honduras	S	Americas	Central America
75	Mexico	S	Americas	Central America
76	Nicaragua	S	Americas	Central America
77	Panama	S	Americas	Central America
78	Bolivia	S	Americas	South America
79	Colombia	S	Americas	South America 1
80	Ecuador	S	Americas	South America 1
81	Guyana	S	Americas	South America 1
82	Peru	S	Americas	South America 1
83	Suriname	S	Americas	South America 1
84	Venezuela, Bolivarian Republic of	S	Americas	South America 1
85	Argentina	S	Americas	South America 2
86	Brazil	S	Americas	South America 2
87	Chile	S	Americas	South America 2
88	Paraguay	S	Americas	South America 2
89	Uruguay	S	Americas	South America 2
90	China	S	Asia/Oceania	East Asia
91	Hong Kong, China	S	Asia/Oceania	East Asia
92	Korea, Democratic People's Republic of	S	Asia/Oceania	East Asia
93	Korea, Republic of	S	Asia/Oceania	East Asia
94	Macao, China	S	Asia/Oceania	East Asia
95	Mongolia	S	Asia/Oceania	East Asia
96	Taiwan Province China	S	Asia/Oceania	East Asia
97	Cook Islands	S	Asia/Oceania	Oceania
98	Fiji	S	Asia/Oceania	Oceania

Table 8. Definition of region/subregion used in document TD/B/COM.1/EM.34/2
(concluded)

	Country name (includes non-country economies)	Country type	Region name	Subregion name
99	Kiribati	S	Asia/Oceania	Oceania
100	Nauru	S	Asia/Oceania	Oceania
101	New Caledonia	S	Asia/Oceania	Oceania
102	Papua New Guinea	S	Asia/Oceania	Oceania
103	Samoa	S	Asia/Oceania	Oceania
104	Solomon Islands	S	Asia/Oceania	Oceania
105	Tonga	S	Asia/Oceania	Oceania
106	Tuvalu	S	Asia/Oceania	Oceania
107	Vanuatu	S	Asia/Oceania	Oceania
108	Afghanistan	S	Asia/Oceania	South Asia
109	Bangladesh	S	Asia/Oceania	South Asia
110	Bhutan	S	Asia/Oceania	South Asia
111	India	S	Asia/Oceania	South Asia
112	Maldives	S	Asia/Oceania	South Asia
113	Nepal	S	Asia/Oceania	South Asia
114	Pakistan	S	Asia/Oceania	South Asia
115	Sri Lanka	S	Asia/Oceania	South Asia
116	Brunei	S	Asia/Oceania	South-East Asia
117	Cambodia	S	Asia/Oceania	South-East Asia
118	Indonesia	S	Asia/Oceania	South-East Asia
119	Lao People's Democratic Republic	S	Asia/Oceania	South-East Asia
120	Malaysia	S	Asia/Oceania	South-East Asia
121	Myanmar	S	Asia/Oceania	South-East Asia
122	Philippines	S	Asia/Oceania	South-East Asia
123	Singapore	S	Asia/Oceania	South-East Asia
124	Thailand	S	Asia/Oceania	South-East Asia
125	Timor-Leste	S	Asia/Oceania	South-East Asia
126	Viet Nam	S	Asia/Oceania	South-East Asia
127	Bahrain	S	Asia/Oceania	West Asia
128	Iran, Islamic Republic of	S	Asia/Oceania	West Asia
129	Iraq	S	Asia/Oceania	West Asia
130	Jordan	S	Asia/Oceania	West Asia
131	Kuwait	S	Asia/Oceania	West Asia
132	Lebanon	S	Asia/Oceania	West Asia
133	Oman	S	Asia/Oceania	West Asia
134	Qatar	S	Asia/Oceania	West Asia
135	Saudi Arabia	S	Asia/Oceania	West Asia
136	Syrian Arab Republic	S	Asia/Oceania	West Asia
137	Turkey	S	Asia/Oceania	West Asia
138	United Arab Emirates	S	Asia/Oceania	West Asia
139	Yemen	S	Asia/Oceania	West Asia

Figure 1. Dynamic exports from the South (1995-2005)
% change in export share from the South

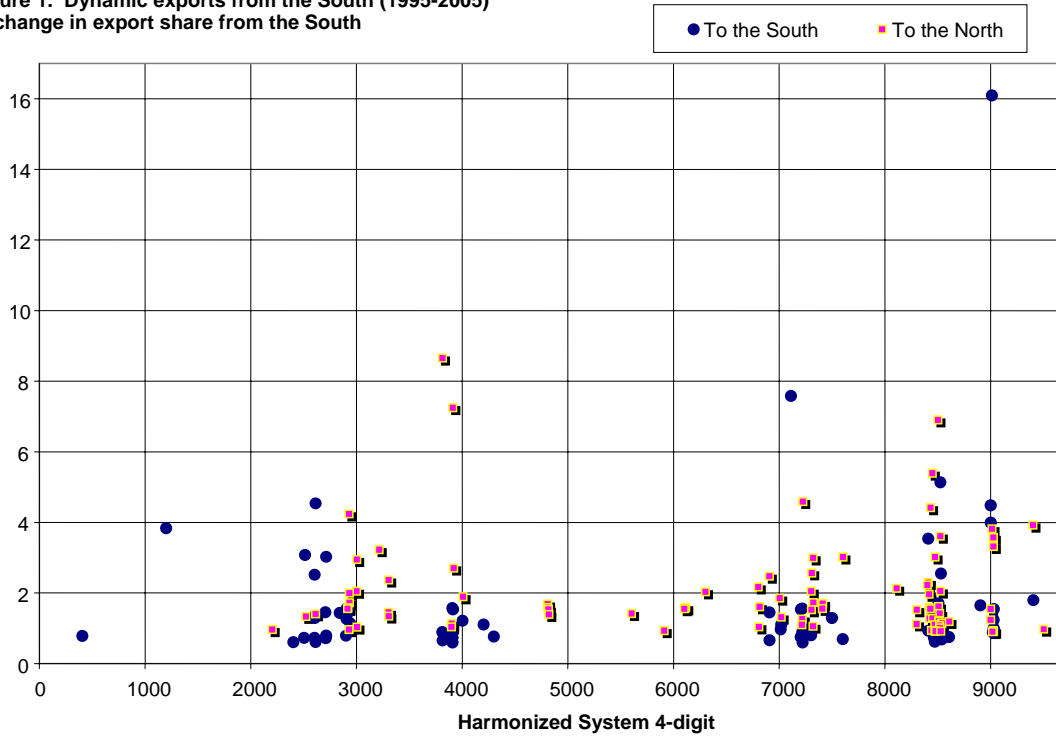


Figure 2a. Dynamic exports from the South, by region
% change in export share

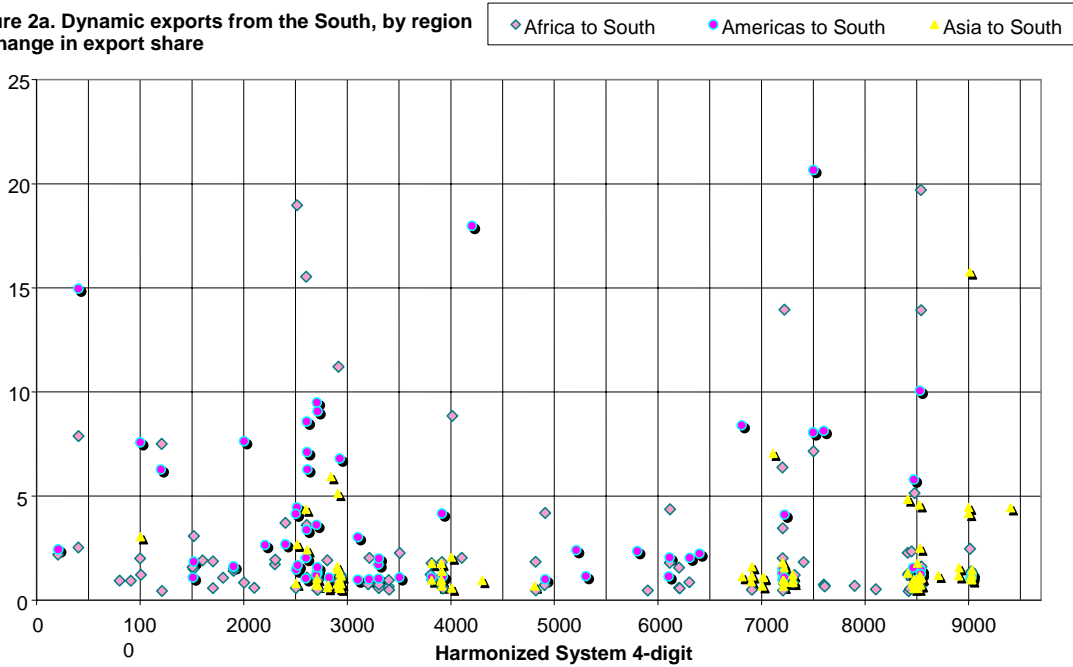


Figure 2b. Dynamic exports from
% change in export share

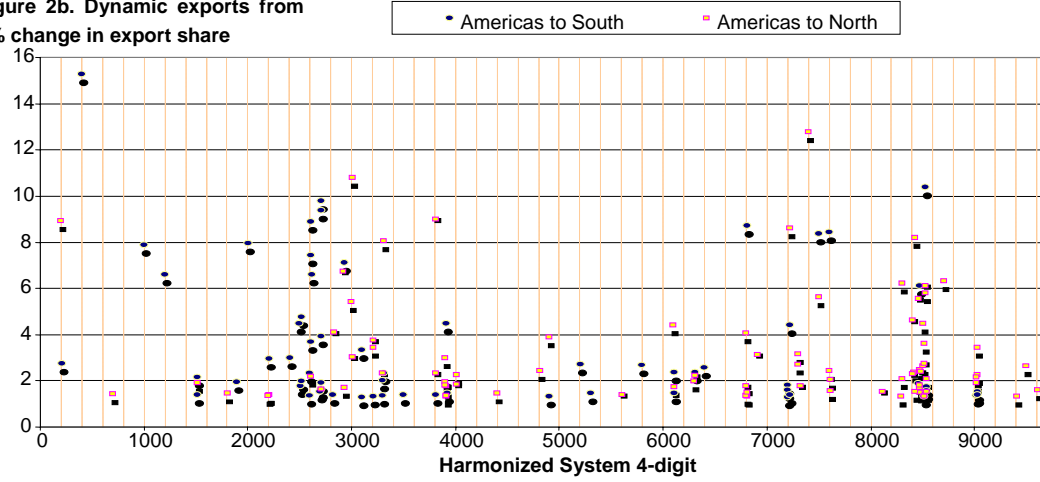


Figure 2c. Dynamic exports from the Americas
% change in export share

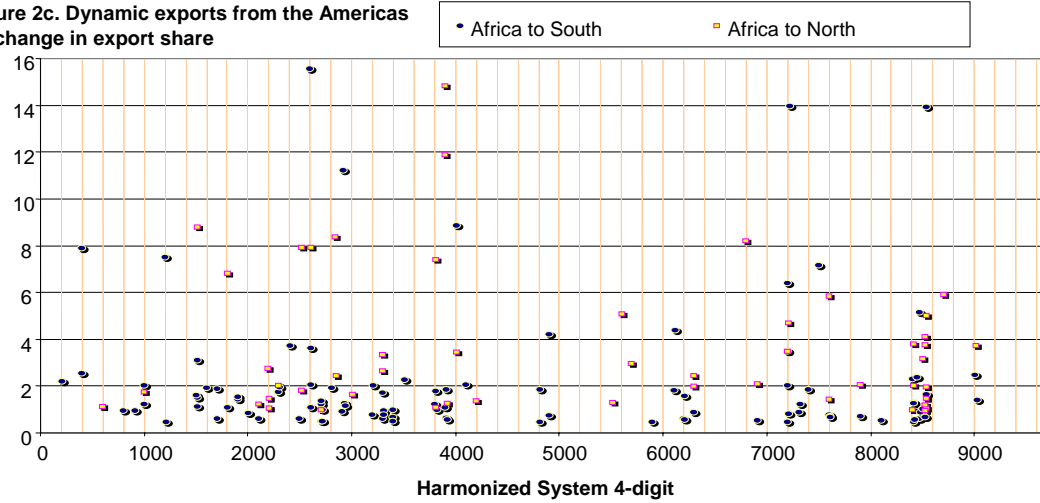


Figure 2d. Dynamic exports from
% change in
export share

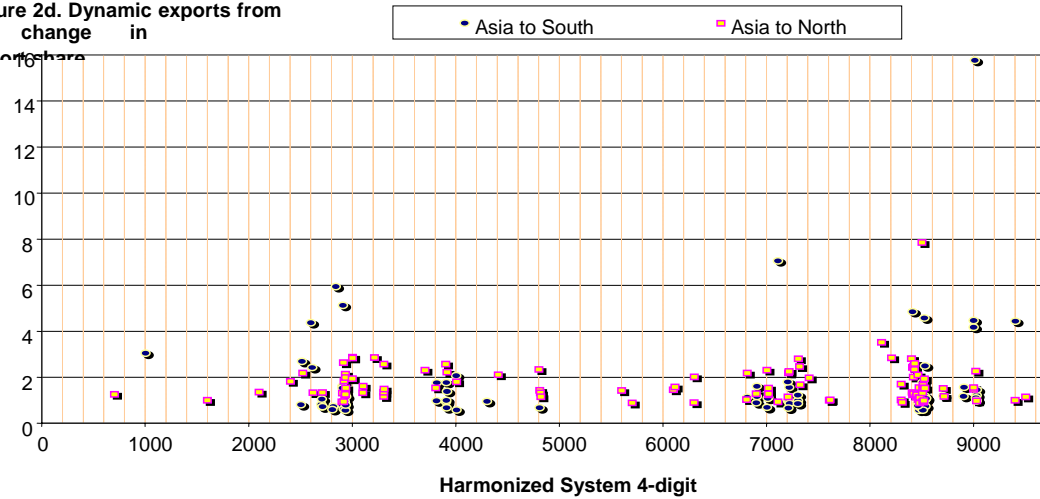


Figure 3a. New exports to South and to North
% change in share in exports

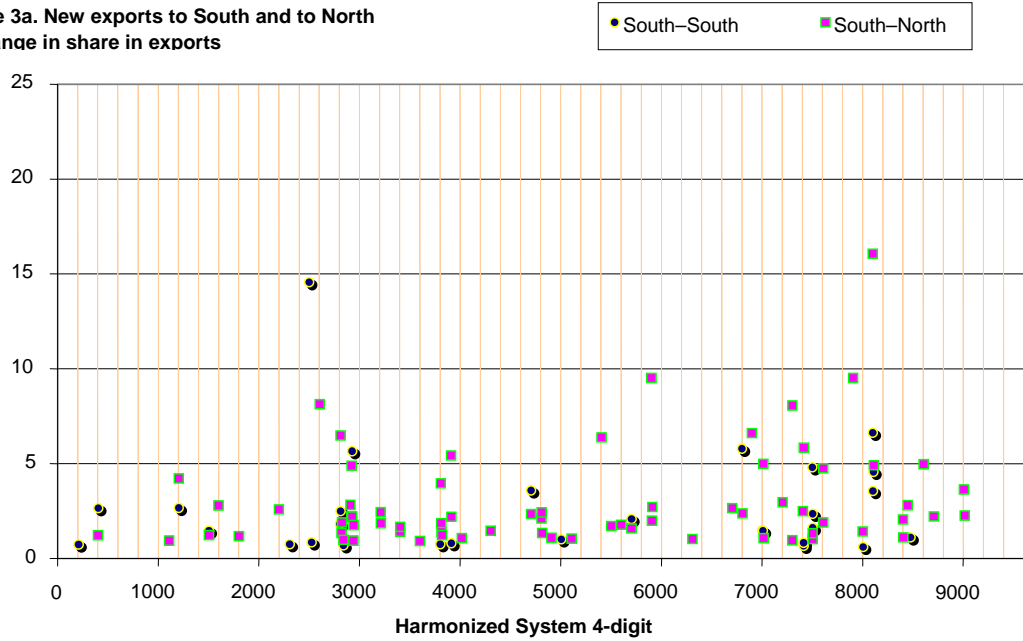


Figure 3.b New exports to the South, by region
% change in export share

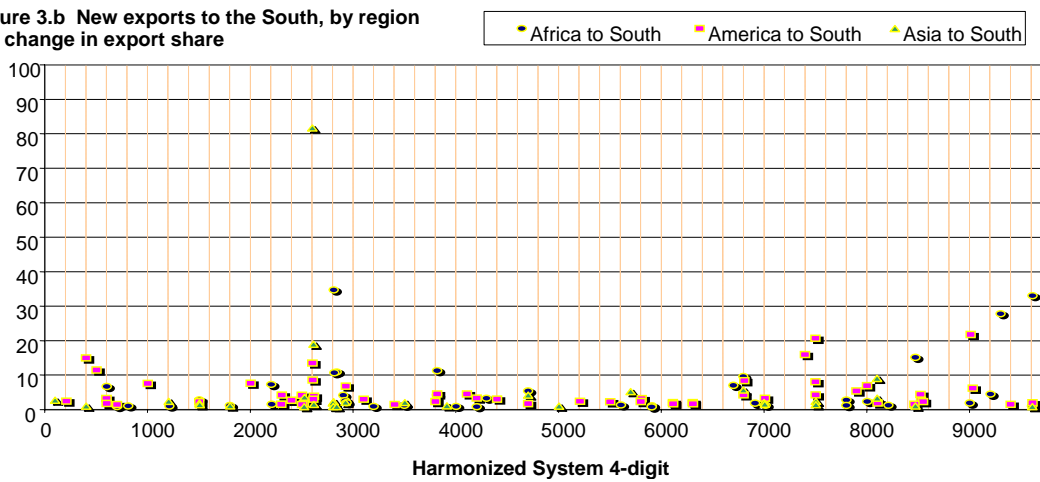


Figure 3c. New products to the North, by region
% change in export share

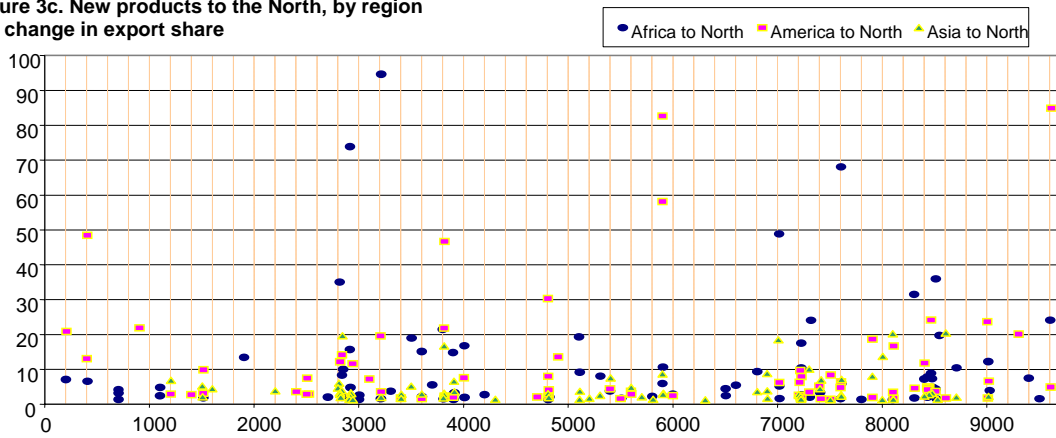
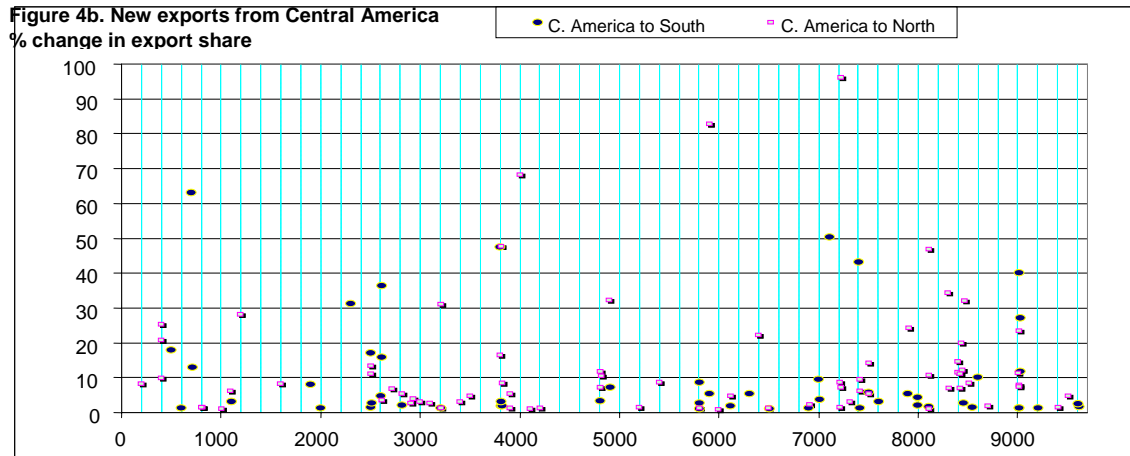
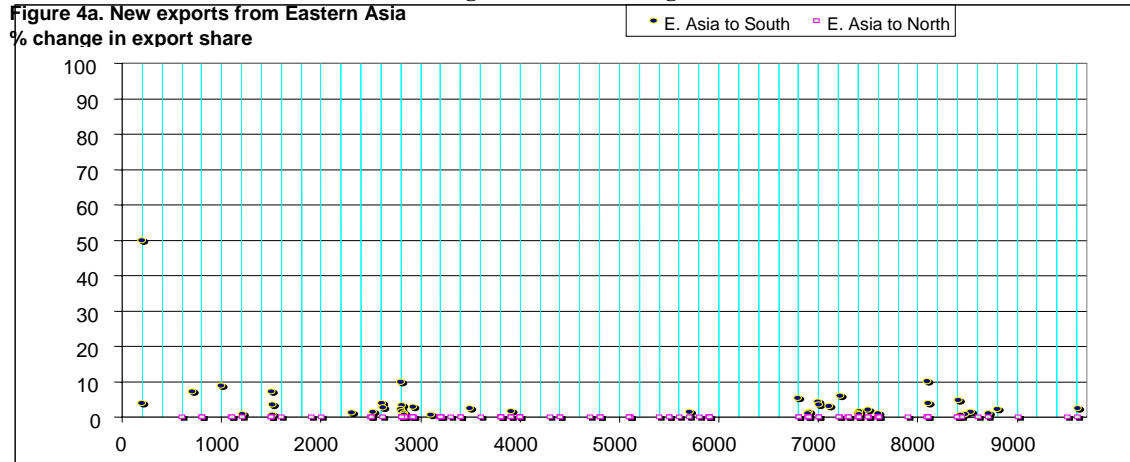
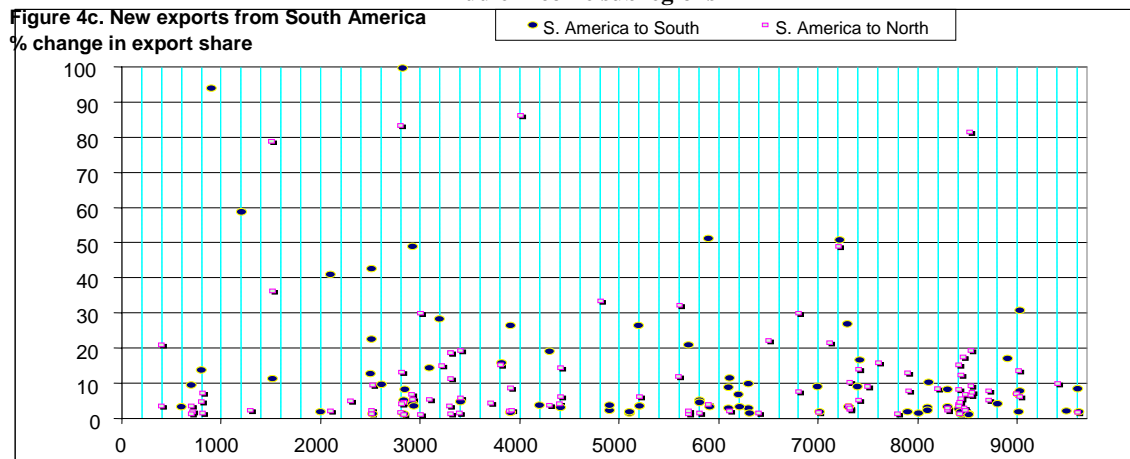
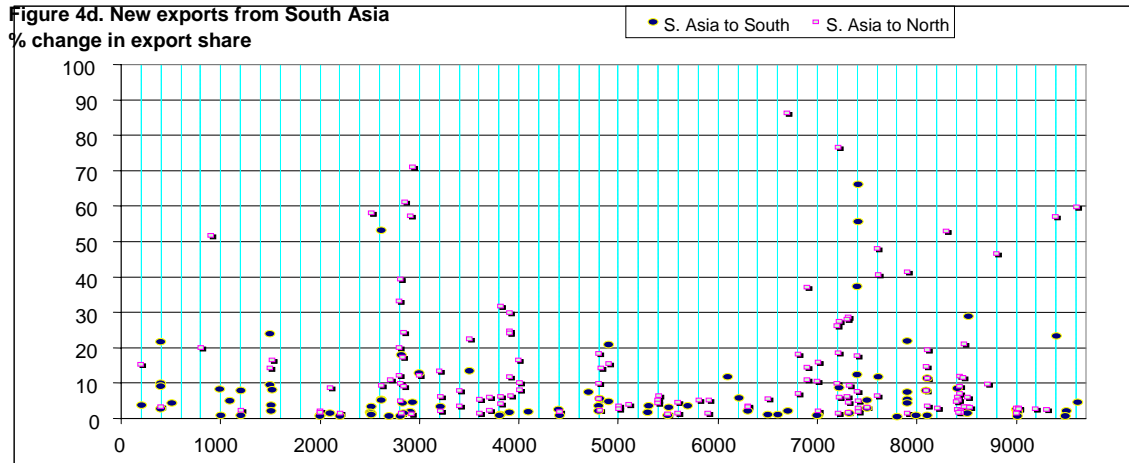


Figure 4. New products, by selected subregions
Higher-income subregion



Middle-income subregions





Lower-income subregions

