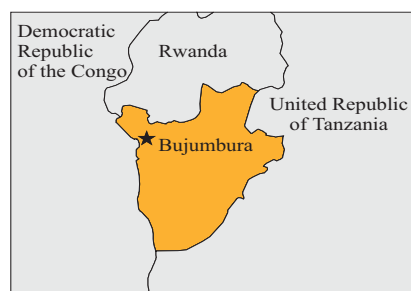


Burundi



Area ('000 km²):		27.8
Population (millions):	2001	6.5
Capital city:		Bujumbura
Official language:		French and Kirundi
Currency:		Burundi Franc
Exchange rate (period average):	2001	Bufr830.4=\$1
GDP in current prices (millions of dollars):	2001	662.4
Exports of goods and services (millions of dollars):	2001	46.1
Imports of goods and services (millions of dollars):	2001	146.3
Official development assistance (millions of dollars):	2001	72.6
External debt (millions of dollars):	2001	1 028

Inward FDI: geographical breakdown, by source

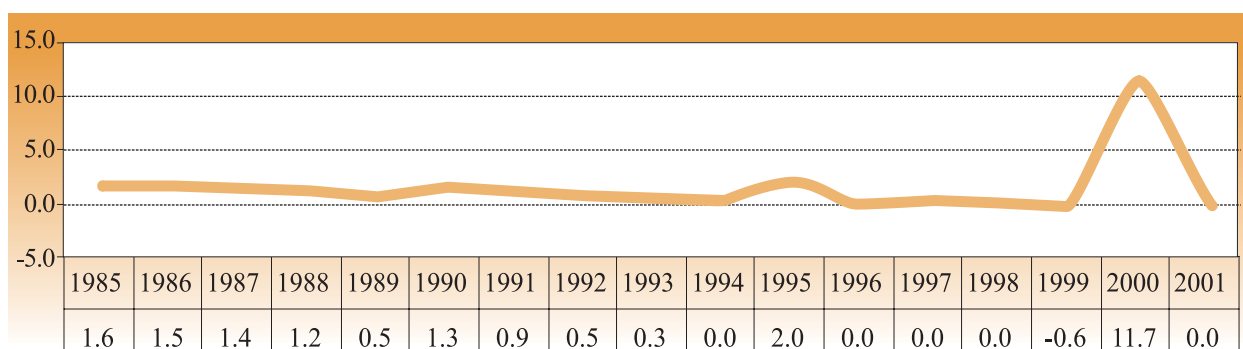
(Millions of dollars)

Region/economy	Inflows	Year	Inward stock	Year
Developed economies				
Belgium/Luxembourg	0.2	1998
France	0.2	1997
United States	-1.0	1985	1.0	1984
Developing economies				
China	0.7 ^a	1995

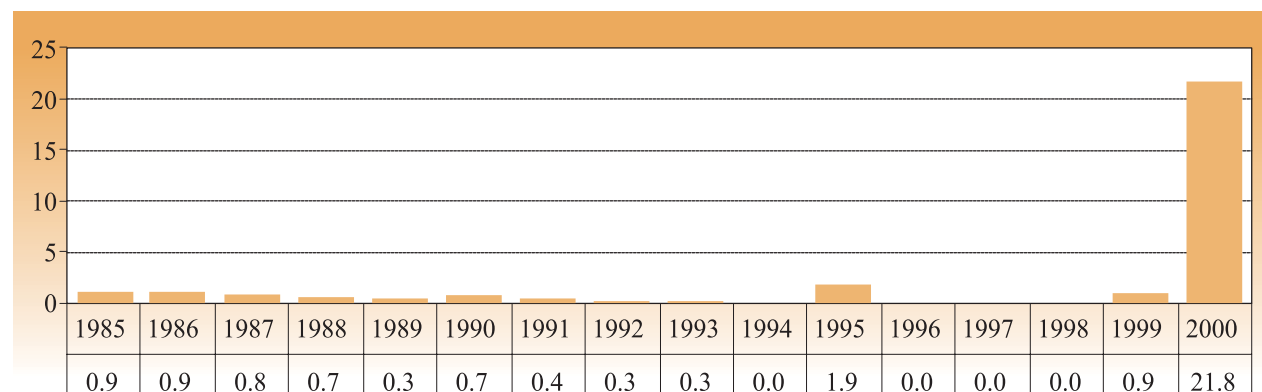
^a Approval data.

FDI inflows, 1985-2001

(Millions of dollars)



FDI inflows as a percentage of gross fixed capital formation, 1985-2000



BITs, 1 January 2002

Economy	Date of signature
Belgium/Luxembourg	13 April 1989
Comoros	18 May 2001
Germany	10 September 1984
Mauritius	18 May 2001
United Kingdom	13 September 1990

Largest foreign affiliates, 2001

Company	Home economy	Industry	Sales (\$ million)	Employment	Year of establishment
Brasseries Et Limonaderies Du Burundi Sarl	Netherlands	Bottled and canned soft drinks	46.2	1 350	1997
Chanic Burundi S A R L	France	Farm/garden machinery and equipment	1.6	51	..
Ami Burundi S A R L	Belgium

Other relevant information

- **Membership of relevant international agreements as of June 2002:** ICSID, MIGA, TRIMs, GATS, TRIPS
- **Address and website of investment promotion agency:** None
- **Fortune Global 500 investors:** None
- **Member of WAIPA as of June 2002:** No