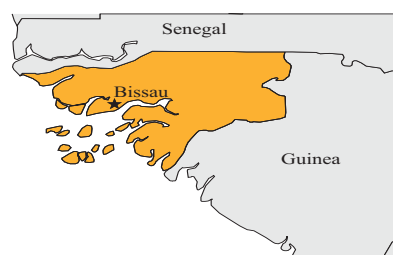


Guinea-Bissau



Area ('000 km ²):		36.1
Population (millions):	2001	1.2
Capital city:		Bissau
Official language:		Portuguese
Currency:		CFA franc
Exchange rate (period average):	2001	CFAfr738.51=\$1
GDP in current prices (millions of dollars):	2000	215.5
Exports of goods and services (millions of dollars):	1999	55.8
Imports of goods and services (millions of dollars):	1999	96.0
Official development assistance (millions of dollars):	2000	41.6
External debt (millions of dollars):	2000	942

Inward FDI: geographical breakdown, by source

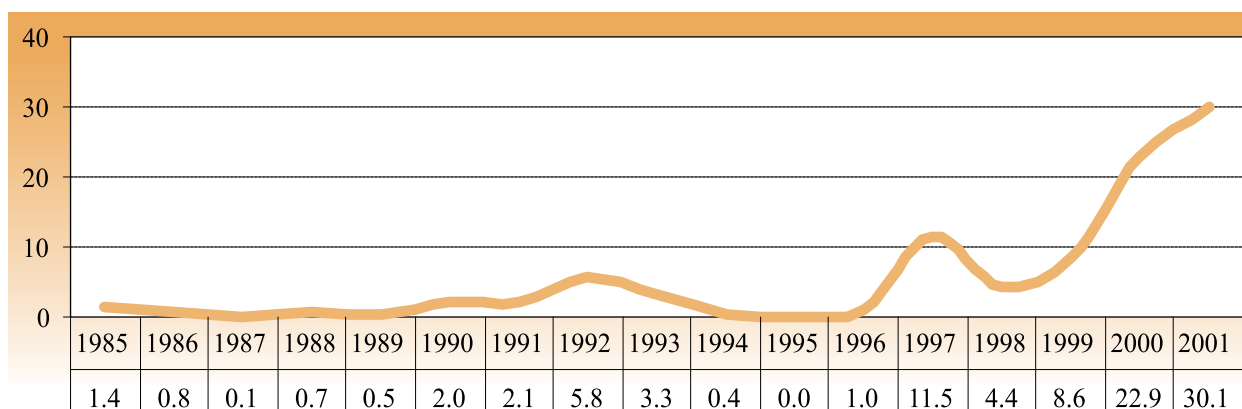
(Millions of dollars)

Region/economy	Inflows	Year	Inward stock	Year
Developed economies				
Belgium/Luxembourg	0.03	1992
France	0.9	1991
Portugal	0.3	1994
Sweden	0.2	1986
Developing economies				
China	0.1 ^a	..	4.3 ^a	1995


^a Approval data.

FDI inflows, 1985-2001

(Millions of dollars)



FDI inflows as a percentage of gross fixed capital formation, 1985-2000



BITs, 1 January 2002

Economy	Date of signature
Portugal	24 June 1991

Largest foreign affiliates, 2001

Company	Home economy	Industry	Sales (\$ million)	Employment	Year of establishment
Petromar Sociedade De Abastecimento Petroliferos Lda	Portugal	Petroleum products except bulk terminals	..	81	..

Other relevant information

- **Membership of relevant international agreements as of June 2002:** ICSID (signed but not ratified), TRIMs, GATS, TRIPS, MIGA (in the process of fulfilling membership requirements).
- **Address and website of investment promotion agency:** None
- **Fortune Global 500 investors:** None
- **Member of WAIPA as of June 2002:** No