

Mali



Area ('000 km ²):		1 240.2
Population (millions):	2001	11.7
Capital city:		Bamako
Official language:		French
Currency:		CFA franc
Exchange rate (period average):	2001	CFAfr738.51=\$1
GDP in current prices (millions of dollars):	2000	2 297.7
Exports of goods and services (millions of dollars):	2000	589.6
Imports of goods and services (millions of dollars):	2000	869.0
Official development assistance (millions of dollars):	2000	299.8
External debt (millions of dollars):	2000	2 956

Inward FDI: geographical breakdown, by source

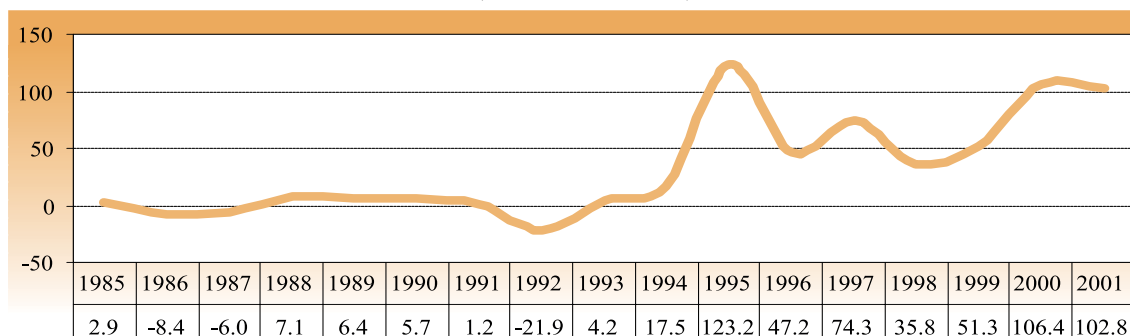
(Millions of dollars)

Region/economy	Inflows	Year	Inward stock	Year
Developed economies				
Belgium/Luxembourg	0.03	1998
France	32.0	1999
United States	1.0	1999	5.0	2000
Developing economies				
Afghanistan	0.4	1999
China	22.2 ^a	1994	22.2 ^a	1995

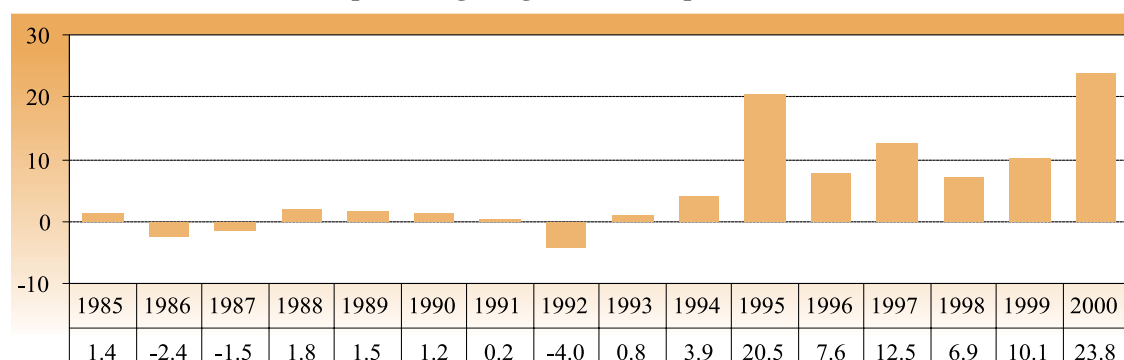
^a Approval data.

FDI inflows, 1985-2001

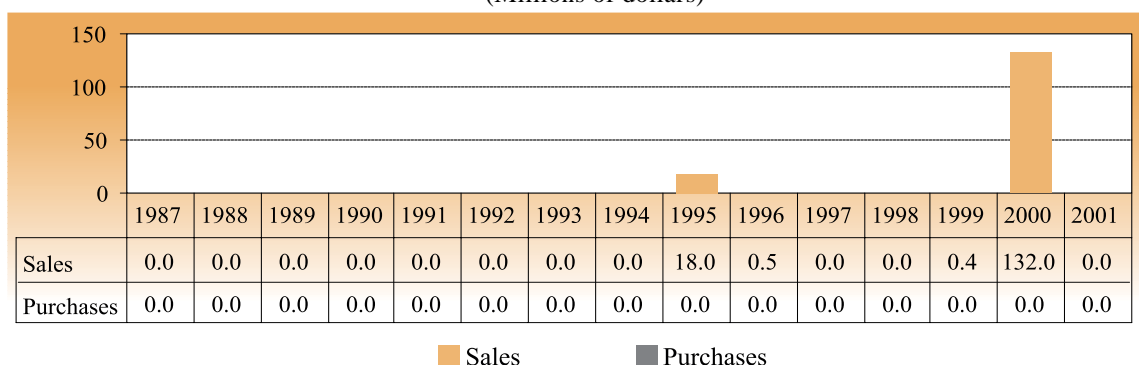
(Millions of dollars)



FDI inflows as a percentage of gross fixed capital formation, 1985-2000



Cross-border M&As, sales and purchases, 1987-2001
(Millions of dollars)



Largest cross-border M&A deals, 1987-2001

Acquired company	Industry	Acquiring company	Home economy	Value (\$ million)	Year
Randgold Resources(Morila)Ltd ^a	Gold ores	Anglogold Ltd(Anglo American)	United Kingdom ^b	132.0	2000
Mali-Kalana Gold Mining Rights	Mining	Investor Group	South Africa	18.0	1995
Mali Mining Concession	Mining	Robex Resources Inc.	Canada	0.5	1996
Baroya Project, Mali(Shiega) ^c	Gold ores	Iron ores	Canada	..	1999
BHP-Syama Gold Mine	Gold ores	Foreign trade and international banking institutions	United States	..	1993
Consolidated Mining Corp(West) ^c	Gold ores	Gold ores	Canada	..	1996

^a The ultimate parent company is based in South Africa.

^b The immediate home economy is South Africa.

^c The ultimate parent company is based in Canada.

BITs, 1 January 2002

Economy	Date of signature
Algeria	11 July 1996
Benin	18 May 2001
Cameroon	18 May 2001
Chad	18 May 2001
Comoros	18 May 2001
Egypt	9 March 1998
Germany	28 July 1977
Guinea	18 May 2001
Democratic People's Republic of Korea	11 October 1999
Switzerland	8 March 1978
Tunisia	1 July 1986

DTTs, 1 January 2002

Economy	Date of signature
Algeria	31 January 1999
France	22 September 1972

Largest foreign affiliates, 2001

Company	Home economy	Industry	Sales (\$ million)	Employment	Year of establishment
Napa Ltd.	Malta	Drugs proprietaries and sundries	-	2 515	..
Industrie Malienne De Cycles	France	Transportation equipment and supplies	-	65	..
B H P Mali Inc	Australia	Gold Ores	..	85	..
Société De Distribution Automobile Malienne S A	France	30	..
Société Malienne De Gaz Industriel S A	France	24	..
Hydrosahel	France
Laborex Mali	France

Other relevant information

- **Membership of relevant international agreements as of June 2002:** CREFAA, ICSID, MIGA, TRIMs, GATS, TRIPS
- **Address and website of investment promotion agency:** Centre National de Promotion des Investissements (CNPI)
Bvd Cheick Zayed, B.P. 1980, Lafiabougou, Bamako
Tel: (223) 29 22 79/29 52 12; Fax: (223) 29 80 85
- **Fortune Global 500 investors:** Bouygues, Groupe Pinault-Printemps, BHP.
- **Member of WAIPA as of June 2002:** Yes