

United Republic of Tanzania



Area ('000 km ²):		945.1
Population (millions):	2001	36.0
Capital city:		Dar es Salaam
Official language:		Swahili and English
Currency:		Tanzania shiling
Exchange rate (period average):	2001	TSh897.28=\$1
GDP in current prices (millions of dollars):	2000	8 027.5
Exports of goods and services (millions of dollars):	2000	1 325.0
Imports of goods and services (millions of dollars):	2000	2 094.0
Official development assistance (millions of dollars):	2000	778.7
External debt (millions of dollars):	2000	7 445

Inward FDI: geographical breakdown, by source

(Millions of dollars)

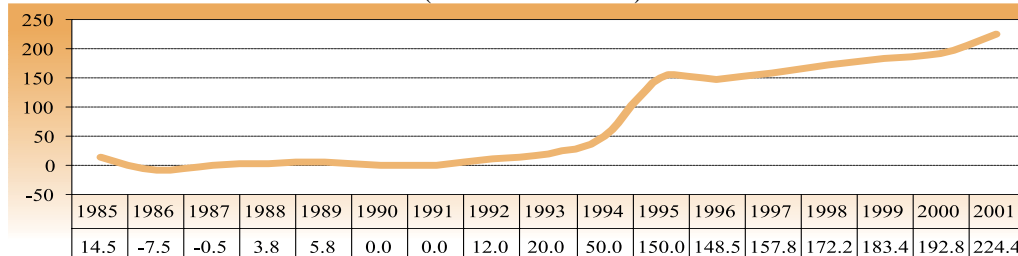
Region/economy	Inflows	Year	Inward stock	Year
Developed economies				
Belgium/Luxembourg	3.2	1999
France	2.2	1997
Germany	19.7	1998
Japan	120.9 ^a	1999	131.2 ^a	2000
Sweden	-0.3	1998
United Kingdom	4.9	1987	23.4	1994
United States	16.0	2000	6.0	2000
Developing economies				
Afghanistan	12.0	1994
China	1.2 ^b	1995	4.1 ^b	1995
Malaysia	3.2	1997	0.8	1998

^a Approval/notified data.

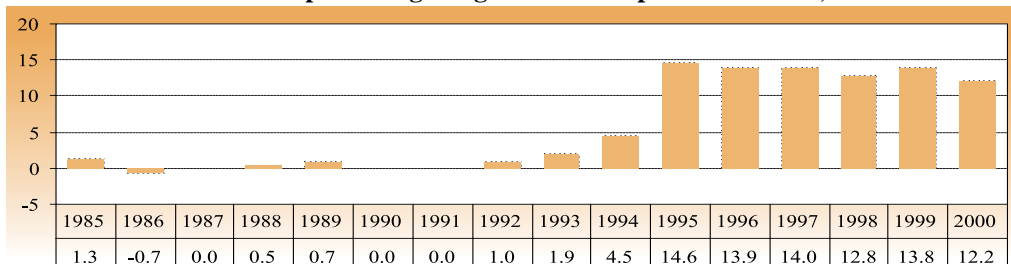
^b Approval data.

FDI inflows, 1985-2001

(Millions of dollars)

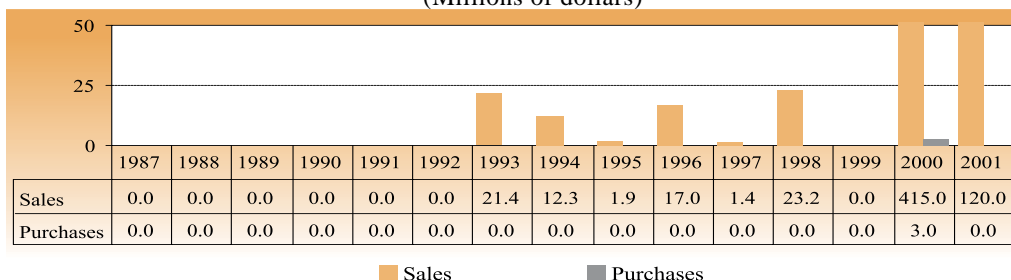


FDI inflows as a percentage of gross fixed capital formation, 1985-2000



Cross-border M&As, sales and purchases, 1987-2001

(Millions of dollars)



Largest cross-border M&A deals, 1987-2001

Acquired company	Industry	Acquiring company	Home economy	Value (\$ million)	Year
Geita Mine(Ashanti Goldfields) ^a	Gold ores	Anglogold Ltd(Anglo American)	United Kingdom ^b	270.0	2000
Tanzania Telecommunication Co ^c	Telecommunications	Investor Group	Germany	120.0	2000
Tanzania Telecommunication Co ^c	Telecommunications	Investor Group	Germany	120.0	2001
Kilombero Sugar Co. (Tanzania) ^c	Cane sugar, except refining	Investor Group	South Africa	22.0	1998
Tanzania Breweries ^c	Malt beverages	Indol International (South Afr)	South Africa	21.4	1993
National Bank of Commerce	Banks, non-US chartered	Absa Group Ltd	South Africa	18.0	2000
Golden Pride Gold Project ^d	Gold ores	Resolute Samantha Group Ltd.	Australia	17.0	1996
Tanzania Diamond Mines-Lupa	Gold ores	Bakertalc Inc	Canada	7.7	1994
Dar es Salaam Airport Handling ^e	Airports and airport terminal services	Swissport International AG	Switzerland	4.0	2000
Tanzanian Diamond Mines-Maji	Gold ores	Bakertalc Inc	Canada	3.6	1994
Tanzania Cable (Tanzania) ^c	Cable and other pay television services	Daesung Cable Ltd.	Republic of Korea	1.4	1997
Coastal Saltworks Co. Ltd. ^c	Chemical and fertilizer mineral mining	M/S Purebond Ltd.	United Kingdom	1.1	1998
Pangea Goldfields-Golden Ridge ^f	Gold ores	Randgold and Exploration Co. Ltd.	United States ^g	1.0	1995
Tukuyu Holdings (Williamson) ^h	Investment firm	THL Investments Ltd.	United Kingdom	0.9	1995
East Africa Mines Ltd.	Miscellaneous metal ores	Kinross Gold Corp	Canada	0.8	1994
East Usambara Tea Co. ^h	Fruits and tree nuts	Commonwealth Development Corp	United Kingdom	0.1	1998
Cntrl Bk of Tanzania-Tanzanian	Banking	Stanbic	South Africa	0.0	1995
Hotels and Tours Management Ltd. ^c	Hotels and motels	Protea Hospitality Corp Pty	South Africa	0.0	1994
Pangea Goldfields-Golden Ridge ^f	Gold ores	Barrick Gold Corp	Canada	0.0	1999
Tanzania Tobacco Board-Select ^c	Chewing and smoking tobacco & snuff	Universal Leaf Tobacco Inc	United States	0.0	1997
Williamson Diamonds Ltd. ^c	Miscellaneous nonmetallic minerals	Willcroft Co Ltd. (De Beers)	South Africa	0.0	1994

^a Privatization.^b The immediate home economy is South Africa.^c Privatization.^d The ultimate parent company is based in the United Kingdom.^e The ultimate parent company is based in South Africa.^f The ultimate parent company is based in Canada.^g The immediate home economy is South Africa.^h The ultimate parent company is based in the United Kingdom.

BITs, 1 January 2002

Economy	Date of signature
Denmark	22 April 1999
Egypt	30 April 1997
Finland	19 June 2001
Germany	30 January 1965
Italy	21 August 2001
Korea, Republic of	18 December 1998
Netherlands	31 July 2001 ^a
Switzerland	3 May 1965
United Kingdom	7 January 1994

^a Replaced the 1970 agreement.

DTTs, 1 January 2002

Economy	Date of signature
Canada	15 December 1995
Denmark	6 May 1976
Finland	12 May 1976
India	5 September 1979
Italy	7 March 1973
Norway	28 April 1976
South Africa	7 December 1959
Sweden	2 May 1976
Zambia	2 March 1968

Largest foreign affiliates, 2001

Company	Home economy	Industry	Sales (\$ million)	Employment	Year of establishment
Ashanti Goldfields (T) Ltd.	Ghana	Gold ores	284.1	20	..
Tanzania Cigarette Co Ltd.	United States	Cigarettes	54.4	770	..
Mic Tanzania Ltd.	Luxembourg	Electronic parts and equipment	19.2	150	..
Konoike Tanzania Ltd.	Japan	Construction	7.2 ^a	33	1995
Service And Computer Industries Limited	Kenya	Electrical equipment and wiring	0.7	33	1974
Henkel Chemicals East Africa Ltd.	Germany	Chemical preparations	0.5	100	..
Philips Distributors Ltd.	Kenya	Drugs proprietaries and sundries	0.5	25	..
Achelis (Tanganyika) Limited	Germany	Orthopedic/prosthetic appliances	0.4	35	1961
Brooke Bond Tanzania Ltd.	United Kingdom	Miscellaneous field crops	-	7 700	..
Achelis Motorex (Tanzania) Ltd.	Germany	Distributive trade	-
Tanganyka Wattle Company Ltd.	United Kingdom	Wood products	..	1 500	..
Tanzania Breweries Ltd	South Africa	Malt Beverages	..	1 300	..
Body Care Ltd.	United States	Paper mills	..	850	1997
Mwanza Fishnet Manufacturers Ltd.	Japan	Fishing net manufacturing	..	401	1964
Henkel Polymer Ltd.	Germany	Chemical Preparations nec	..	250	..
Interfreight (Tanzania) Ltd.	Switzerland	Transport	..	150	..
Sdv Notco (Tanzania) Ltd.	France	Freight transport arrangers	..	130	..
Treadsetters Tyres (T) Ltd	Kenya	Tires And Inner Tubes	..	125	..
Tri Telecommunication Ltd.	Malaysia	Radiotelephone communications	..	120	..
Trust Bank Tanzania Ltd.	Kenya	Commercial banks	..	90	1995
H K Foam Limited	India	Tires and inner tubes	..	72	..
Jos Hansen And Soehne Tanzania Ltd.	Germany	Office equipment	..	50	..
Elvira Mineral Water Company Ltd.	Kenya	Bottled and canned soft drinks	..	30	1996
Keko Pharmaceutical Industry (1997) Ltd.	France	Pharmaceutical preparations	..	22	..
Yasa Battery (East Africa) Ltd.	Japan	Vehicle parts supplies	..	21	1964
C Mehta And Company Tanzania Ltd.	Kenya	Dispensing chemists	..	20	..
Wellcome Tanzania Ltd.	United Kingdom	Chemicals	..	7	..
Glaxo Wellcome Tanzania Ltd.	United Kingdom	Drugs proprietaries and sundries	..	4	..
International House Property Ltd.	Japan	Real estate	..	0	..
Matsushita Electric Co., (East Africa)	Japan	Electronics	1966
Car and General (Tanzania) Ltd.	Kenya	Farm/garden machinery and equipment
Pfizer Ltd.	Netherlands	Pharmaceutical preparations
The Old East African Trading Co. (T) Ltd.	Denmark
Tchibo Estates Ltd.	Germany
Sandvik Tamrock Tanzania Ltd	Sweden
Dal Forwarding (T) Ltd	Switzerland
Mount Meru Flowers Ltd	Austria	Flowers/Florists Supplies
Topserv Tanzania Ltd.	Austria	Tobacco products

^a Data refer to 1996.

Other relevant information

- **Membership of relevant international agreements as of June 2002:** CREFAA, ICSID, MIGA, TRIMS, GATS, TRIPS
- **Address and website of investment promotion agency:** Tanzania Investment Centre (TIC), P.O.Box 938, Dar es Salaam
Tel: (255-22) 21 16 328; Fax: (255-22) 21 18 253; Email: information@tic.co.tz; www.tic.co.tz
Zanzibar Investment Promotion Agency (ZIPA), P.O. Box 2286, Zanzibar; Tel: (255-24) 22 33026/(255-24) 22 37858; Fax: (255-24) 22 32737;
e-mail: zipa@zanzinet.com; www.investzanzibar.com/
- **Fortune Global 500 investors:** Anglo American, Japan Tobacco, GlaxoSmithKline, Matsushita Electric Industrial, Unilever, Mitsubishi, Henkel.
- **Member of WAIPA as of June 2002:** Yes