

# Guinea



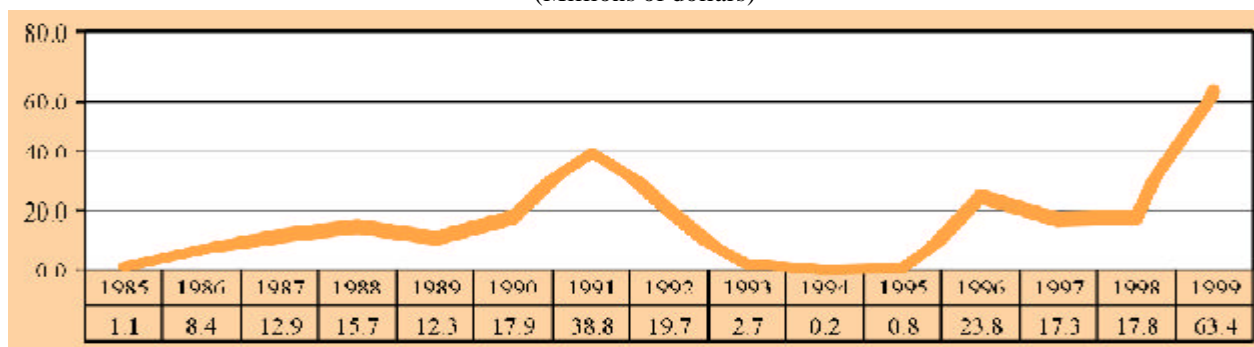
Area ('000 km <sup>2</sup> ):		245.9
Population (millions):	2000	7.9
Capital city:		Conakry
Official language:		French
Currency:		Guinean franc
Exchange rate (period average):	1998	Gnf1,236.8=\$1
GDP in current prices (millions of dollars):	1999	3,693.4
Exports of goods and services (millions of dollars):	1998	803.7
Imports of goods and services (millions of dollars):	1998	962.3
Official development assistance (millions of dollars):	1999	111.1
External debt (millions of dollars):	1998	3,546

## Inward FDI: geographical breakdown, by source (Millions of dollars)

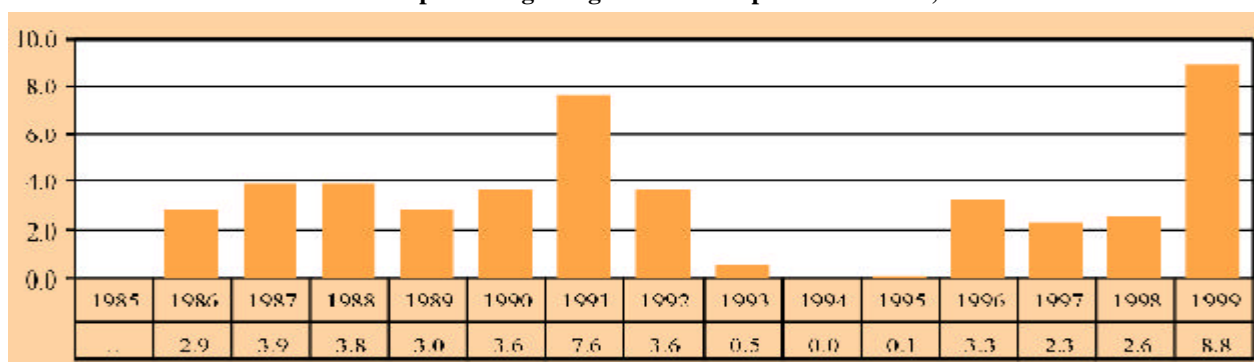
Region/economy	Inflows	Year	Inward stock	Year
<b>Developed economies</b>				
Belgium/Luxembourg	0.2	1998	..	..
Czech Republic	..	..	2.6	1998
France	2.0	1999	..	..
Japan	..	..	20.6 <sup>a</sup>	1998
United States	-2.1	1996	2.0	1996
<b>Developing economies</b>				
Malaysia	0.5	1998	2.1	1998

<sup>a</sup> Approval/notified data.

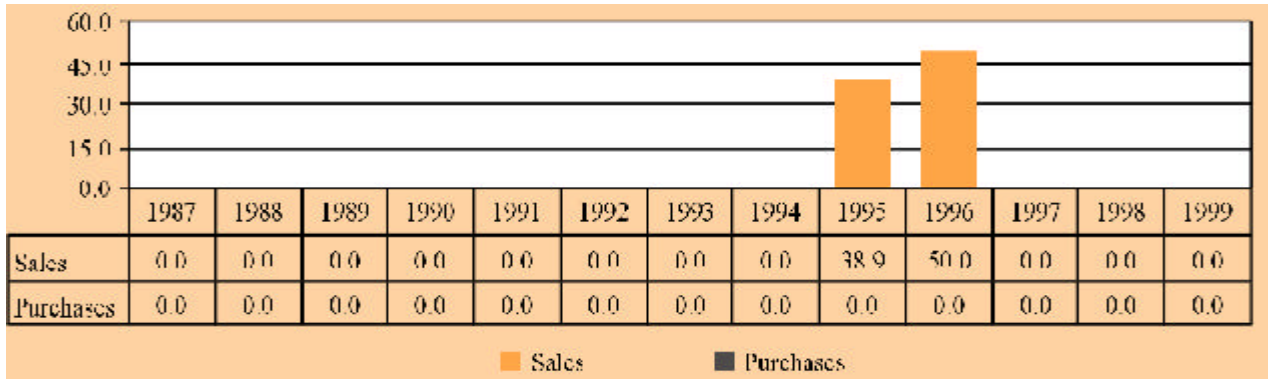
## FDI inflows, 1985-1999 (Millions of dollars)



## FDI inflows as a percentage of gross fixed capital formation, 1985-1999



**Cross-border M&As, sales and purchases, 1987-1999**  
(Millions of dollars)



**Largest cross-border M&A deals, 1987-1999**

Acquired company	Industry	Acquiring company	Home economy	Value (\$ million)	Year
Sotelgui (Guinea) <sup>a</sup>	Telecommunications	Telekom Malaysia Bhd	Malaysia	50.0	1996
United Meridian Corp-Block B	Oil and gas; petroleum refining	Mobil Corp	United States	38.9	1995
Equatorial Guinea-State Oil <sup>a</sup>	Oil and gas; petroleum refining	Total Equatorial Guinea	France	..	1998

<sup>a</sup> Privatization.

**BITs, 1 January 2000**

Economy	Date of signature
Egypt	6 March 1998
Germany	19 April 1962
Italy	20 February 1964
Malaysia	7 November 1996
Switzerland	26 April 1962
Tunisia	18 November 1990
Yugoslavia (former)	22 October 1996

**DTTs, 1 January 2000**

Economy	Date of signature
Yugoslavia (former)	22 October 1996

**Largest foreign affiliates, 1999**

Company	Home economy	Industry	Sales (\$million)	Employment	Year of establishment
Societe Ouest Africaine D' Entreprises Maritime S A	Luxembourg	Freight transport arrangers	0.03	160	..
Compagnie Des Bauxites De Guinee S A	Netherlands	Nonmetallic minerals	..	3 500	1964
Societe De Telecommunication Guinienne S A	Malaysia	Phone communications	..	930	1993
S D V Guinee S A	France	Other water transport	..	120	..
Union Internationale De Banque En Guinee	France	Commercial banks	..	110	1988
Societe Saksons De Commerce S A R L	Hong Kong, China	Groceries and related products	..	20	1989
Friedlander Guinee	France	..	..	..	..

**Other relevant information**

- **Membership of relevant international agreements as of April 2001:** CREFAA, ICSID, MIGA, TRIMs, GATS, TRIPS
- **Address and website of investment promotion agency:** Division Politique et Stratégie, Ministère du Commerce, Industrie et PME; B.P. 468, Conakry; Tel: (224) 45 34 50; Fax: (224) 41 39 90
- **Fortune 500 investors:** Crédit Lyonnais.
- **Member of WAIPA as of March 2001:** Yes