

Uganda



Area ('000 km²):		241.0
Population (millions):	2000	21.8
Capital city:		Kampala
Official language:		English
Currency:		New shilling
Exchange rate (period average):	1999	NUSh1,454.8=\$1
GDP in current prices (millions of dollars):	1999	6,348.6
Exports of goods and services (millions of dollars):	1997	740.2
Imports of goods and services (millions of dollars):	1996	1,314.1
Official development assistance (millions of dollars):	1999	357.5
External debt (millions of dollars):	1998	3,935

Inward FDI: geographical breakdown, by source (Millions of dollars)

Region/economy	Inflows	Year	Inward stock	Year
Developed economies				
Belgium/Luxembourg	0.03	1998
France	0.9	1997
Japan	1.5 ^a	1998
Sweden	4.1	1999
United Kingdom	-748.4	1994
United States	1.0	1993	16.0	1999
Developing economies				
China	2.0 ^b	1995

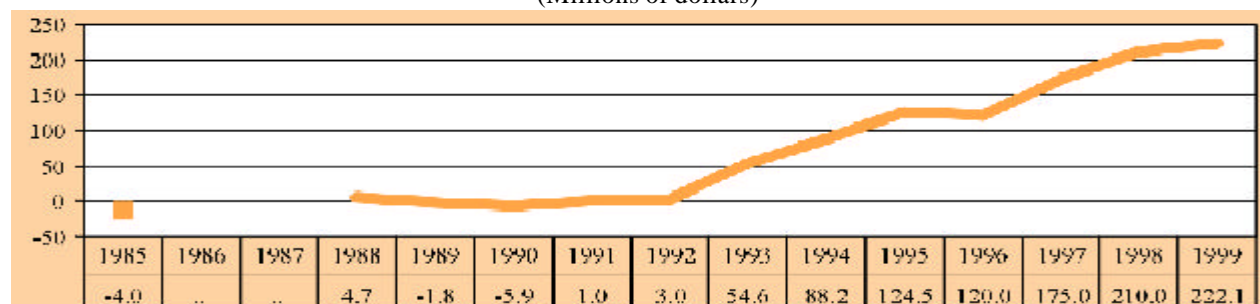
^a Approval/notified data.

^b Approval data.

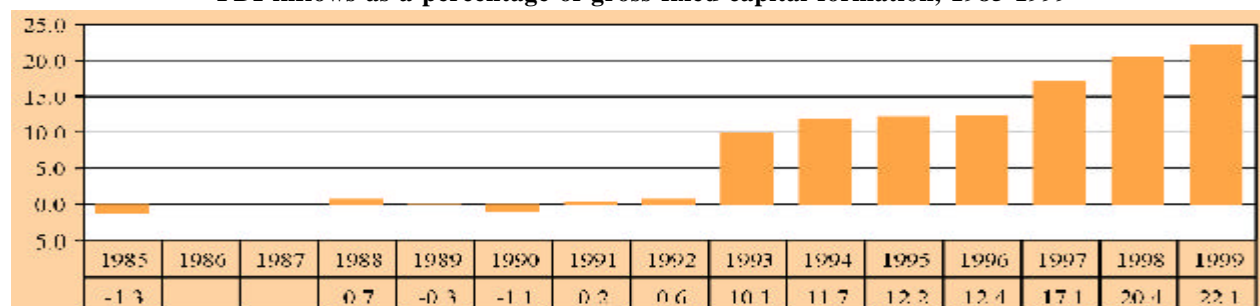
Inward FDI: industrial breakdown (Millions of dollars)

Sector/industry	Inflows	Year	Inward stock	Year
TOTAL	811.8	1998
Primary	104.9	1998
Agriculture, forestry and fishing	57.2	1998
Mining and quarrying	47.7	1998
Secondary	422.8	1998
Tertiary	284.1	1998
Construction	18.1	1998
Transport, storage and communications	70.3	1998
Financial services	31.2	1998
Real estate	56.7	1998
Tourism	52.0	1998
Trade	30.1	1998
Social services	12.1	1998
Other services	13.6	1998

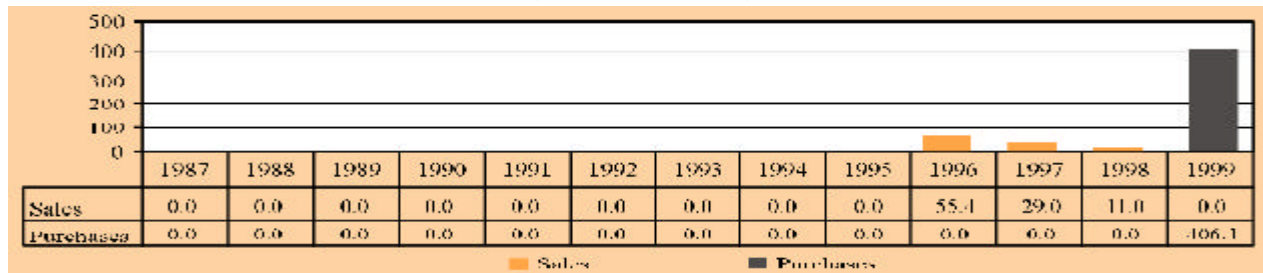
FDI inflows, 1985-1999 (Millions of dollars)



FDI inflows as a percentage of gross fixed capital formation, 1985-1999



Cross-border M&As, sales and purchases, 1987-1999
(Millions of dollars)



Largest cross-border M&A deals, 1987-1999

Acquired company	Industry	Acquiring company	Home economy	Value (\$ million)	Year
La Source Group-Kasese Cobalt	Investment and commodity firms, dealers, exchanges	Banf Resources	Canada	48.9	1996
Nile Breweries	Food and kindred products	South African Breweries Ltd	United Kingdom	29.0	1997
Stanbic Bank Uganda Ltd. ^a	Commercial banks, bank holding companies	Stanbic	South Africa	6.5	1996
Alarm Protection Services	Business services	Armor Holdings Inc	United States	..	1998

^a Privatization.

BITs, 1 January 2000

Economy	Date of signature
Egypt	4 November 1995
Germany	29 November 1966
Italy	12 December 1997
Netherlands	24 April 1970
Switzerland	23 August 1971
United Kingdom	24 April 1998

DTTs, 1 January 2000

Economy	Date of signature
Denmark	22 December 1954
Norway	7 September 1999
South Africa	7 December 1959
United Kingdom	24 June 1952
United Kingdom	23 December 1959
Zambia	24 August 1968

Largest foreign affiliates, 1999

Company	Home economy	Industry	Sales (\$ million)	Employment	Year of establishment
Standard Chartered Bank Uganda Ltd.	United Kingdom	Commercial banks	13.5	106	..
Abacus Pharma (Africa) Ltd.	India	Drugs proprietaries and sundries	2.9	9	..
Uganda Bata Shoe Company Ltd.	Switzerland	Womens footwear except athletic	2	165	..
Sadolin Paints Uganda Limited	Hong Kong, China	Paints and allied products	1.7	200	1963
Car and General (U) Ltd.	Kenya	Farm/garden machinery and equipment	0.3	18	1966
General Mouldings Ltd.	Kenya	Plastic products not elsewhere classified	0.06	45	..
Rwenzoli Highlands Tea Co., Ltd.	United Kingdom	Tea production	..	7 605	..
British American Tobacco (Uganda) Ltd.	United Kingdom	Tobacco	..	1 923	1984
Roko Construction Ltd.	Switzerland	Construction	..	1 607	..
Tilda (Uganda) Ltd.	United Kingdom	Food	..	728	..
Nile Breweries Ltd.	South Africa	Beverages	..	650	..
Barclays Bank of Uganda Ltd.	United Kingdom	Commercial banks	..	384	..
Interfreight Forwarders (U) Ltd.	Switzerland	Freight transport arrangers	..	380	..
Van Zanten (U) Ltd.	Netherlands	Distributive trade	..	281	..
Roofings Ltd.	Belgium	Steel products	..	279	..
Kasese Cobalt Company Ltd.	France	Mining	..	265	..
Uganda Breweries Ltd.	Kenya	Beverages	..	255	..
MTN (U) Ltd.	South Africa	Telecommunications	..	174	..
Stanbic Bank Uganda Ltd.	South Africa	Commercial banks	..	150	..
Unilever (U) Ltd.	United Kingdom	Chemicals	..	124	..
Bakhresa Grain Milling (U) Ltd.	Tanzania	Food	..	101	..
Shoprite Checkers (U) Ltd.	South Africa	Trading	..	100	..
Stirling Civil Engineering Company Ltd.	Switzerland	Crushed and broken stone	..	100	..
Allied Bank International (U) Ltd.	Belgium	Banking	..	87	..
The Cooper Motor Corporation (Uganda) Ltd.	Kenya	Cars and other motor vehicles	..	80	..
AES Nile Power Ltd.	United States	Electricity	..	64	..
Metro Cash and Carry (U) Ltd.	South Africa	Distributive trade	..	62	..
Kato Aromatic (U) Ltd.	Egypt	Distributive trade	..	43	..
Western Highland Creameries Ltd.	India	Dairy farms	..	40	..
Golf Course Holdings Ltd.	Kenya	Construction	..	30	..
Kuehne and Nagel (U) Ltd.	Switzerland	Transport	..	27	..
CelTel Uganda Ltd.	United Kingdom	Telecommunications	..	11	..
Nobel Health Limited	India	Drugs proprietaries and sundries	..	8	..
Norpak Power Ltd.	Norway	Electricity	..	1	..

Other relevant information

- **Membership of relevant international agreements as of April 2001:** CREFAA, ICSID, MIGA, TRIMs, GATS, TRIPS
- **Address and website of investment promotion agency:** Uganda Investment Authority (UIA)
P.O.Box 7418, Kampala; Tel: (256-41) 25 15 62/25 19 16; Fax: (256-41) 34 29 03; <http://www.ugandainvest.com>
- **Fortune 500 investors:** Aventis, Lloyds TSB Group.
- **Member of WAIPA as of March 2001:** Yes