

# Ethiopia



Area ('000 km <sup>2</sup> ):		1 140.0
Population (millions):	2001	64.5
Capital city:		Addis Ababa
Official language:		Amharic
Currency:		Birr
Exchange rate (period average):	2001	Birr8.5331=\$1
GDP in current prices (millions of dollars):	2000	6 390.9
Exports of goods and services (millions of dollars):	2000	991.9
Imports of goods and services (millions of dollars):	2000	1 998.2
Official development assistance (millions of dollars):	2000	379.5
External debt (millions of dollars):	2000	5 481

## Inward FDI: geographical breakdown, by source<sup>a</sup>

(Millions of dollars)

Region/economy	Inflows	Year	Inward stock	Year
<b>TOTAL WORLD</b>	134.6 <sup>b</sup>	2000	157.0	1995
<b>Developed economies</b>	30.1	1995	35.7	1995
<b>European Union</b>	8.0 <sup>b</sup>	2000	13.1	1995
Belgium/Luxembourg	-0.9	2001	..	..
Italy	11.5	1995	13.1	1995
<b>North America</b>	2.6 <sup>b</sup>	2000	59.9	1995
Canada	..	..	15.9	1995
United States	0.3 <sup>b</sup>	2000	44.0	2000
<b>Other developed economies</b>	0.1 <sup>b</sup>	2000	..	..
Japan	..	..	1.1	1995
Others	2.3	1995	..	..
<b>Developing economies</b>	18.2	1995	121.3	1995
<b>Africa</b>	0.7 <sup>b</sup>	2000	2.7	1995
Kenya	1.1	1995	2.7	1995
<b>Asia</b>	112.6 <sup>b</sup>	2000	118.6	1995
Afghanistan	36.0	1999	..	..
China	1.0 <sup>a</sup>	1992	1.0 <sup>a</sup>	1995
Republic of Korea	0.4	1997	0.5	1995
Saudi Arabia	16.7	1995	117.6	1995
Yemen	0.3	1995	0.5	1995
<b>Others<sup>c</sup></b>	1.9	2000	..	..

<sup>a</sup> Approval data.

<sup>b</sup> Actual data.

<sup>c</sup> Joint deals between different economies.

## Inward FDI: industrial breakdown<sup>a</sup>

(Millions of dollars)

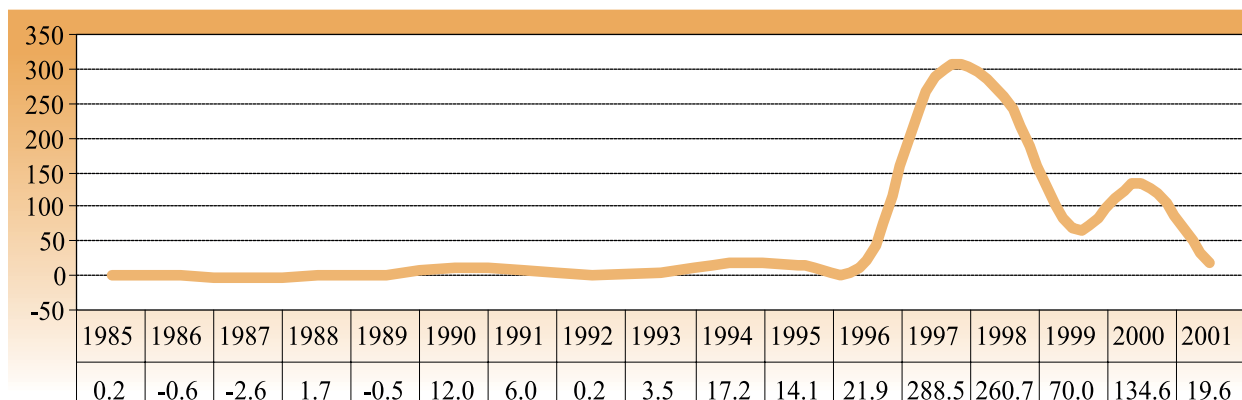
Sector/industry	Inflows	Year	Inward stock	Year
<b>TOTAL</b>	134.6	2000	157.0	1995
<b>Primary</b>	40.5	2000	..	..
Agriculture, hunting, forestry and fishing	14.5	2000	..	..
Mining, quarrying and petroleum	26.0	2000	..	..
<b>Secondary</b>	83.7	2000	..	..
Food, beverages and tobacco	37.7	2000	..	..
Textiles, clothing and leather	8.6	2000	..	..
Wood and wood products	..	2000	..	..
Chemicals and chemical products	18.4	2000	..	..
Non-metallic mineral products	..	2000	..	..
Electrical and electronics and other transport equipment	4.3	2000	..	..
Metal products	0.1	2000	..	..
Papers; paper products and printing	0.3	2000	..	..
Plastics/rubber products	1.8	2000	..	..
Other manufacturing	12.4	2000	..	..
<b>Tertiary</b>	10.4	2000	..	..
Construction	3.7	2000	..	..
Hotels and restaurants	6.4	2000	..	..
Health and social services	0.1	2000	..	..
Other businesses <sup>b</sup>	0.3	2000	..	..

<sup>a</sup> Approval data.

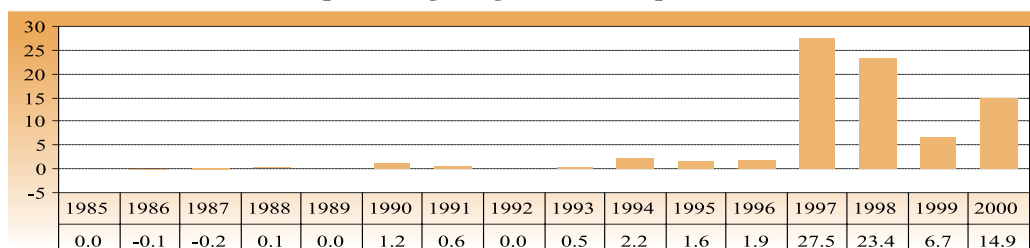
<sup>b</sup> Includes consultancy or any other sector which is not included in the above category.

## FDI inflows, 1985-2001

(Millions of dollars)

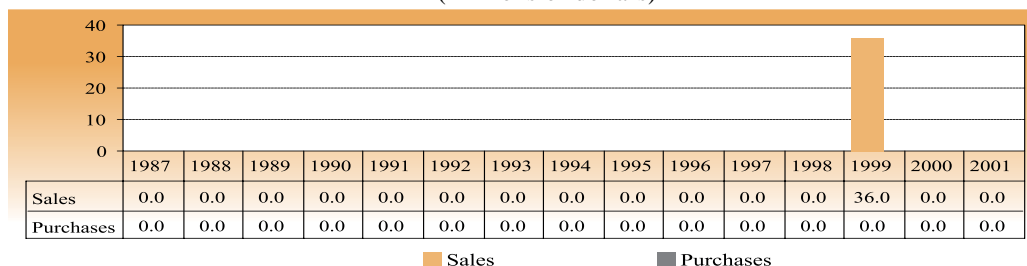


### FDI inflows as a percentage of gross fixed capital formation, 1985-2000



### Cross-border M&As, sales and purchases, 1987-2001

(Millions of dollars)



### Largest cross-border M&A deals, 1987-2001

Acquired company	Industry	Acquiring company	Home economy	Value (\$ million)	Year
National Tobacco of Ethiopia	Tobacco products	Shaher Group	Yemen	36.0	1999

### BITs, 1 January 2002

Economy	Date of signature
Denmark	24 April 2001
Germany	21 April 1964
Italy	23 December 1994
Kuwait	14 September 1996
Malaysia	22 October 1998
Sudan	7 March 2000
Switzerland	26 June 1998
Turkey	16 November 2000
Yemen	15 April 1999

### DTTs, 1 January 2002

Economy	Date of signature
United Kingdom	1 February 1977

### Largest foreign affiliates, 2001

Company	Home economy	Industry	Sales (\$ million)	Employment	Year of establishment
Equatorial Business Group Ltd	United Kingdom	Electrical Appliances	15.6	350	..
Ethio-Japanese Synthetic Textiles Share Co.	Japan	Textiles	6.7 <sup>a</sup>	3 340	1966
Basf ( Ethiopia) Ltd P L C	Germany	Chemicals and allied products	4.5	9	..
GCS-NCR Ethiopia	United States	Computer equipment/software	1.0	35	..
Beiner Co.	Germany	Drugs proprietaries and sundries	0.7	5	..
Afor ( Ethiopia ) P L C	United Kingdom	Computer equipment/software	0.5	50	..
Motor & Engineering Co Of Ethiopia Ltd	United Kingdom	Cars And Other Motor Vehicles	..	401	..
Addis Ababa Hilton	United Kingdom	Hotel and motels	..	320	..
Shell Ethiopia Ltd.	Netherlands	Petroleum products except bulk terminals	..	140	..
A B B Midrock Industrial Services P L C	Switzerland	..	..	88	..
Mitsubishi Ethiopia Trading Pte Ltd Co.	Japan	..	..	17	1967
Ayderus Hussein Mohamed Farag	India	Groceries and related products	..	15	..
Shell Chemical Company of Eastern Africa Limited	Netherlands	..	..	8	..
Ethiopian Pioneer Hi-Bred Seeds Inc.	United States	..	..	..	..
Gellatly Hankey and Co (Ethiopia) S C	United Kingdom	..	..	..	..
Inchcape Ethiopia Ltd.	United Kingdom	..	..	..	..
Jos Hansen & Soehne (Ethiopia) Ltd.	Germany	..	..	..	..

<sup>a</sup> Data refer to June 1999.

### Other relevant information

- **Membership of relevant international agreements as of June 2002:** ICSID, MIGA, Observer member to WTO
- **Address and website of investment promotion agency:** Ethiopian Investment Authority (EIA)  
P.O.Box 2313, Addis Ababa; Tel: (251-1) 15 34 32/51 00 33; Fax: (251-1) 51 43 96;  
Email: ethiopian.invest@telecom.net.et; www.ethioinvestment.org
- **Fortune Global 500 investors:** BASF, Bayer, E.I. du Pont de Nemours, Mitsubishi.
- **Member of WAIPA as of June 2002:** Yes