



Ipsos Public Affairs

Centre for International
Governance Innovation

CIGI-IPSOS GLOBAL SURVEY INTERNET SECURITY & TRUST

2019 PART I & II:

PRIVACY, SECURITY, ACCESS & TRUST



© 2019 Ipsos. All rights reserved. Contains Ipsos' Confidential and Proprietary information and may not be disclosed or reproduced without the prior written consent of Ipsos.

GAME CHANGERS



CONTENTS

03

Methodology & Take-Aways

07

Privacy & Security

54

Online Behaviour Changes

111

Trust in the Internet



Security

METHODOLOGY & TAKE-AWAYS

METHODOLOGY

- This survey was conducted by Ipsos on behalf of the Centre for International Governance Innovation (“CIGI”) between December 21st, 2018 & February 10th, 2019.
 - All online economies were fielded between December 21st, 2018 & January 4th, 2019.
 - Below are the field dates, for the offline economies:
 - Pakistan: Jan 14th – Feb 10th
 - Tunisia: Jan 24th – 31st
 - Kenya: Jan 28th – Feb 7th
 - Nigeria: Jan 25th – Feb 7th
- The survey was conducted in 25 economies—Australia, Brazil, Canada, China, Egypt, France, Germany, Great Britain, Hong Kong (China), India, Indonesia, Italy, Japan, Kenya, Mexico, Nigeria, Pakistan, Poland, Russia, South Africa, Republic of Korea, Sweden, Tunisia, Turkey and the United States—and involved 25,229 Internet users. Twenty-one of the economies utilized the Ipsos Internet panel system while four (Kenya, Nigeria, Pakistan & Tunisia) utilized face-to-face interviewing, given online constraints in these economies and the length of the poll.
- The average LOI of the online survey was ~10 minutes. The average LOI for the face-to-face interviews was around 20 minutes, or more.
- In the US and Canada respondents were aged 18-64, and 16-64 in all other economies.
- Since 2018, the economies of Russia and South Africa have been included in the BRICS definition, which previously only included Brazil, India, and China (BIC). For analytical purposes, the BRICS data is tracked against the BIC data from previous surveys, though the comparison is not direct.
- Approximately 1,000+ individuals were surveyed in each economy and are weighted to match the population in each economy surveyed. The precision of Ipsos online polls is calculated using a credibility interval. In this case, a poll of 1,000 is accurate to +/- 3.5 percentage points. For the face-to-face interviews, the margin of error is +/-3.1, 19 times out of 20.

BRICS = Brazil, Russia, India, China, South Africa
APAC = Asia Pacific
LATAM = Latin America

ECONOMY ABBREVIATIONS

Total	TL
Australia	AU
Brazil	BR
Canada	CA
China	CN
Egypt	EG
France	FR
Germany	DE
Great Britain	GB
Hong Kong (China)	HK
India	IN
Indonesia	ID
Italy	IT

Japan	JP
Kenya	KE
Mexico	MX
Nigeria	NG
Pakistan	PK
Poland	PL
Republic of Korea	KR
Russia	RU
South Africa	ZA
Sweden	SE
Tunisia	TN
Turkey	TR
United States	US

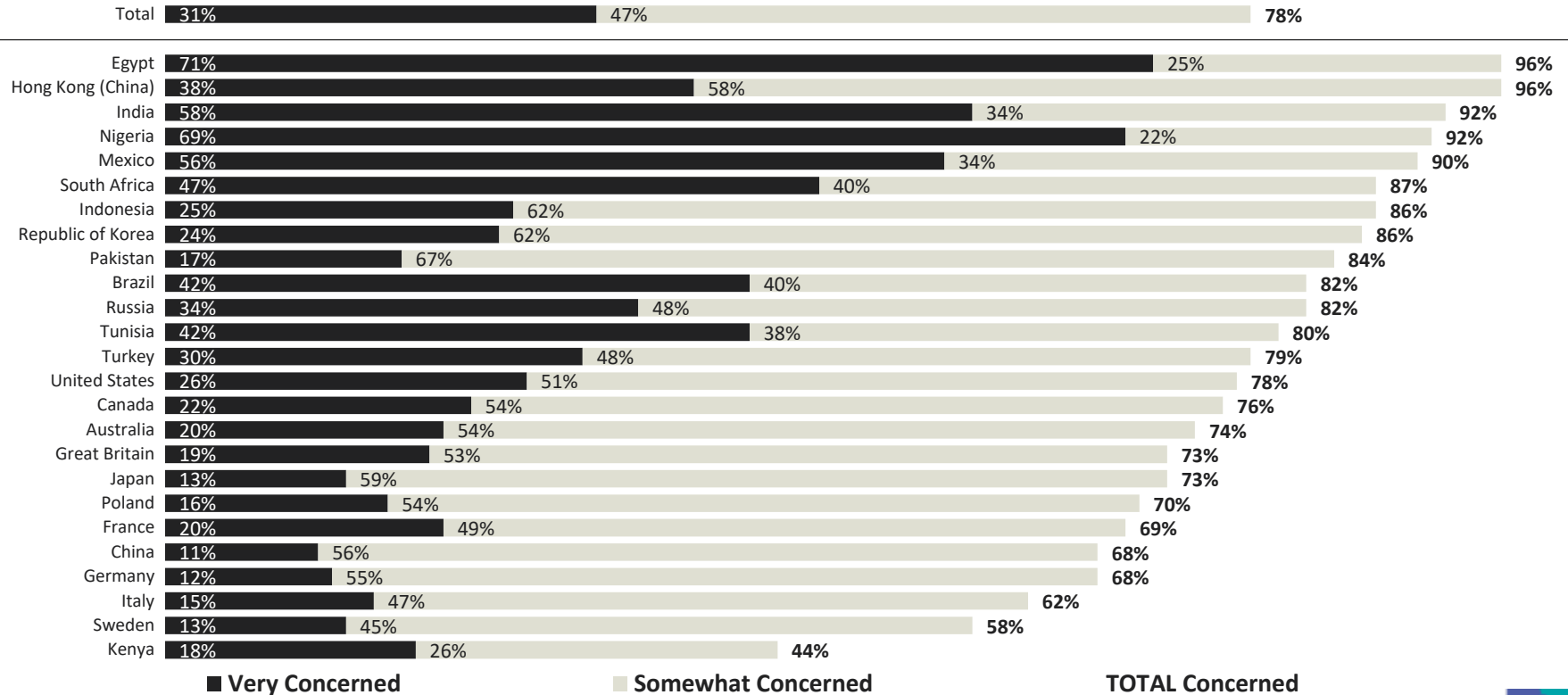
FIVE KEY TAKE-AWAYS

- 1 Eight in ten global citizens concerned about their online privacy as majority says they're more concerned than last year. Concern is highest in developing economies. (slides 8-13)
- 2 One in five say it's getting harder to surf the internet with the confidence that content is not being censored. On balance, people in many economies say it's getting worse, not better, including Russia, USA, Sweden and Great Britain. (slides 85 to 88)
- 3 Driving increased concern in online privacy, more are pointing the finger at governments, both foreign and domestic, as a culprit. (slides 25-32)
- 4 One in four global citizens don't trust in the internet. Distrust increasingly fueled by social media, governments and search engines. (112 to 132)
- 5 Distrust in internet causing global citizens to disclose less information online (49%, +6 points), use the internet more selectively (39%, +4 points), and make fewer online purchase (18%, +3 points) among other precautions. (slide 136)

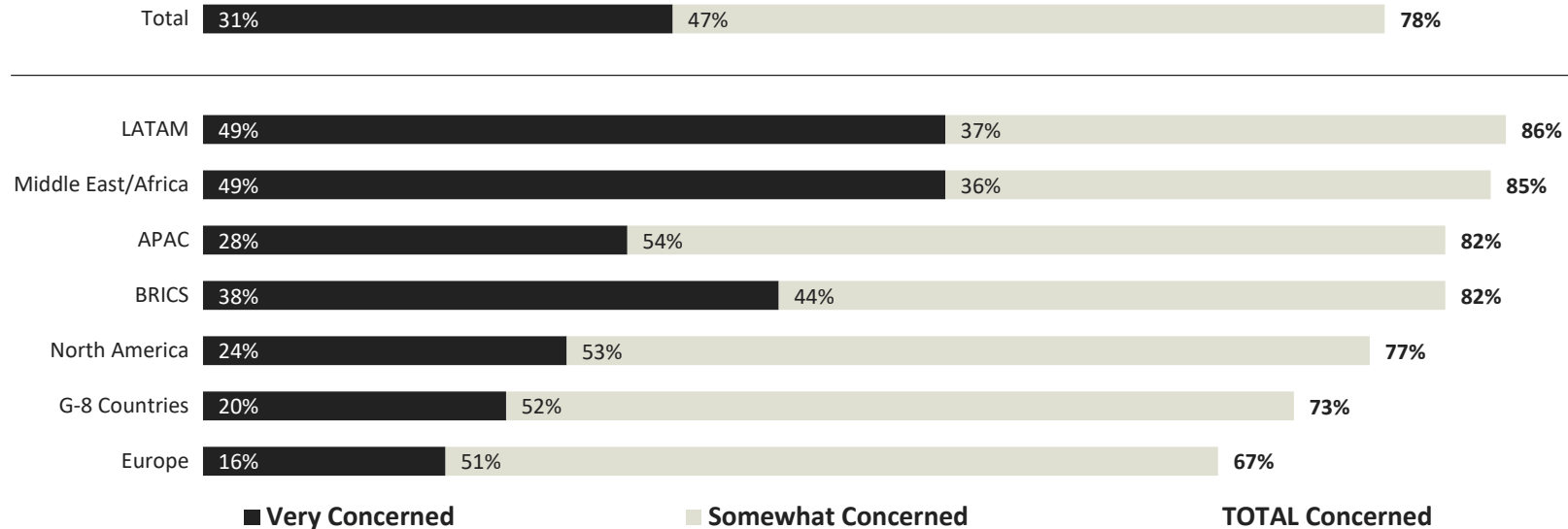


PRIVACY & SECURITY

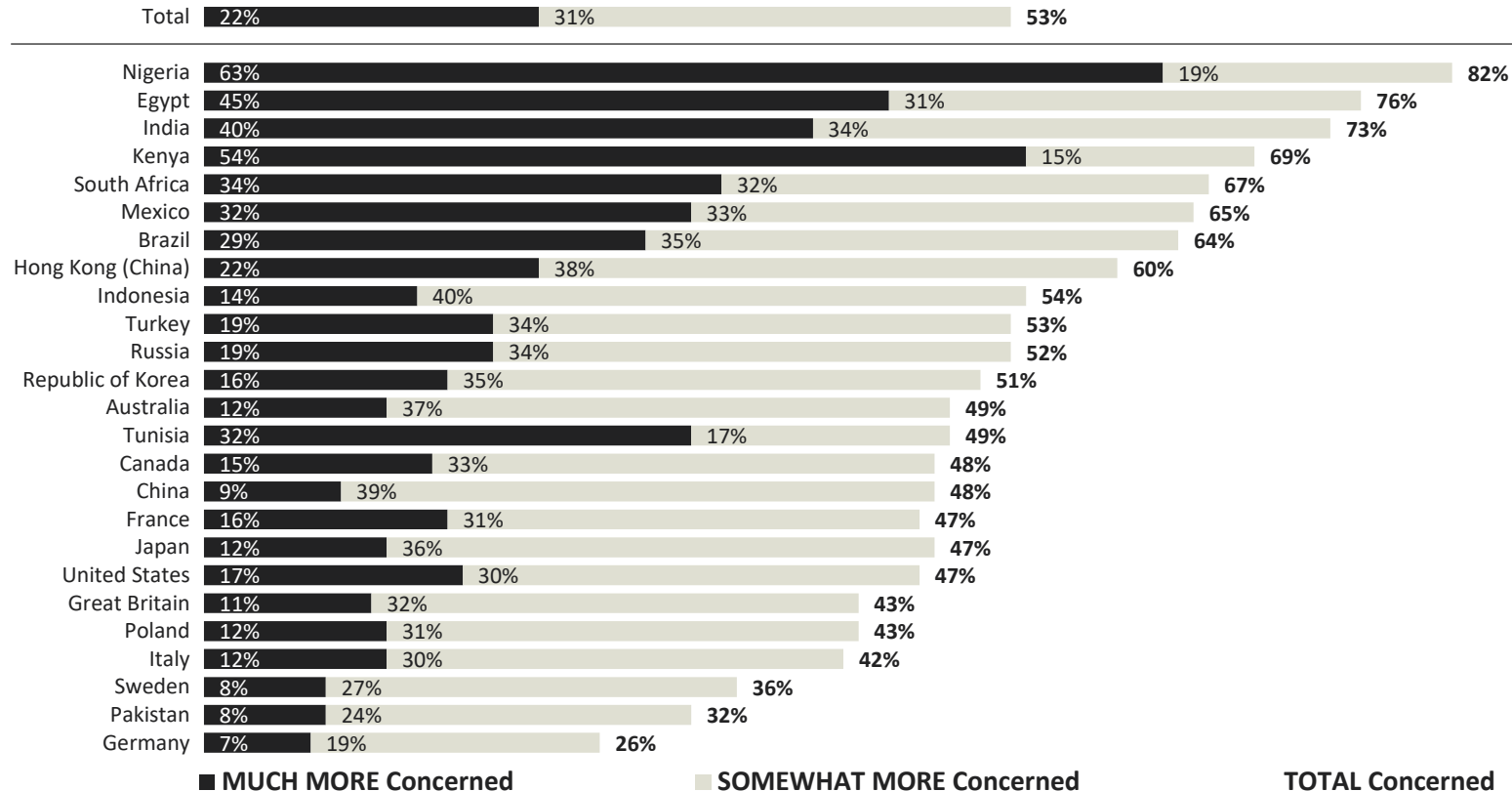
Three in four (78%) global citizens are at least *somewhat concerned* about their online privacy. Concern is highest in Egypt & Hong Kong (China), where virtually all citizens (96% in both economies) are concerned about their online privacy, including seven in ten (71%) Egyptians who are *very concerned* about this. Kenya is the only economy in which less than half (44%) are concerned about their online privacy.



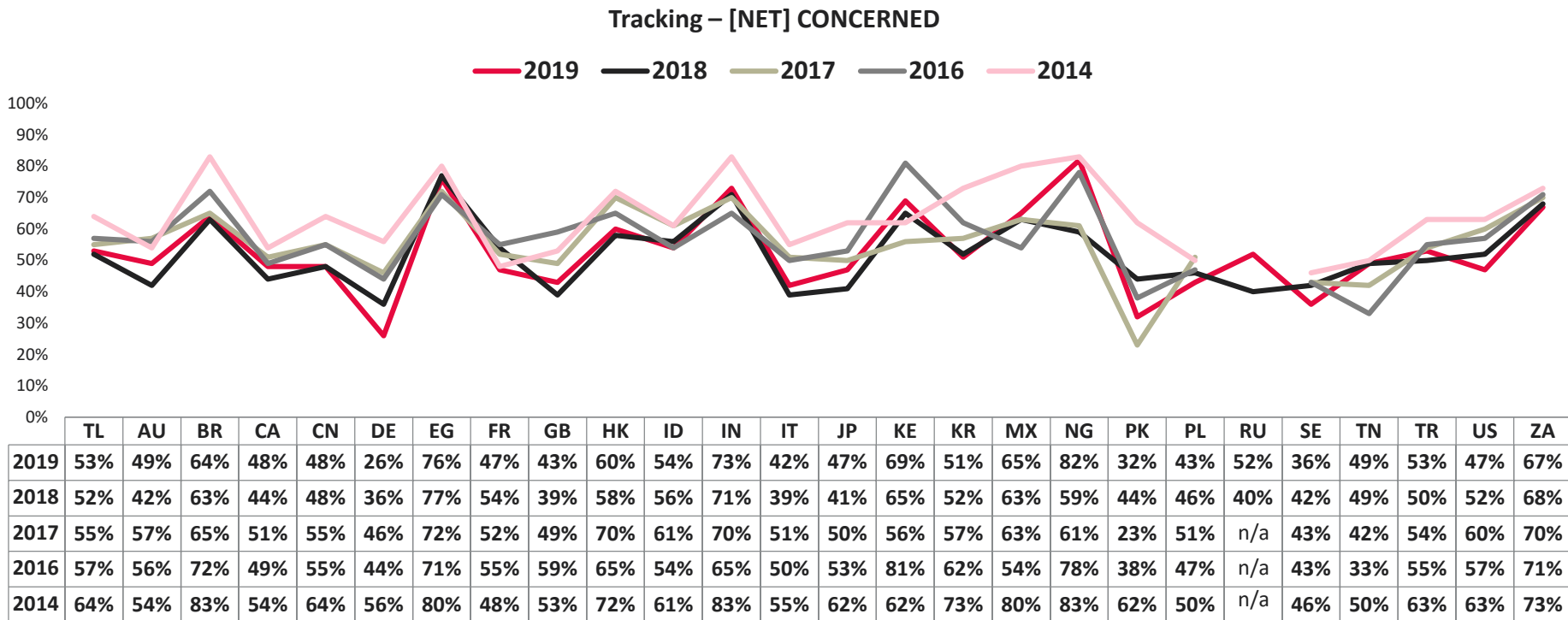
Across all regions, most have at least some degree of concern when it comes to their online privacy, with those living in developing economies being significantly more likely to express at least some level of concern. Europeans are least concerned.



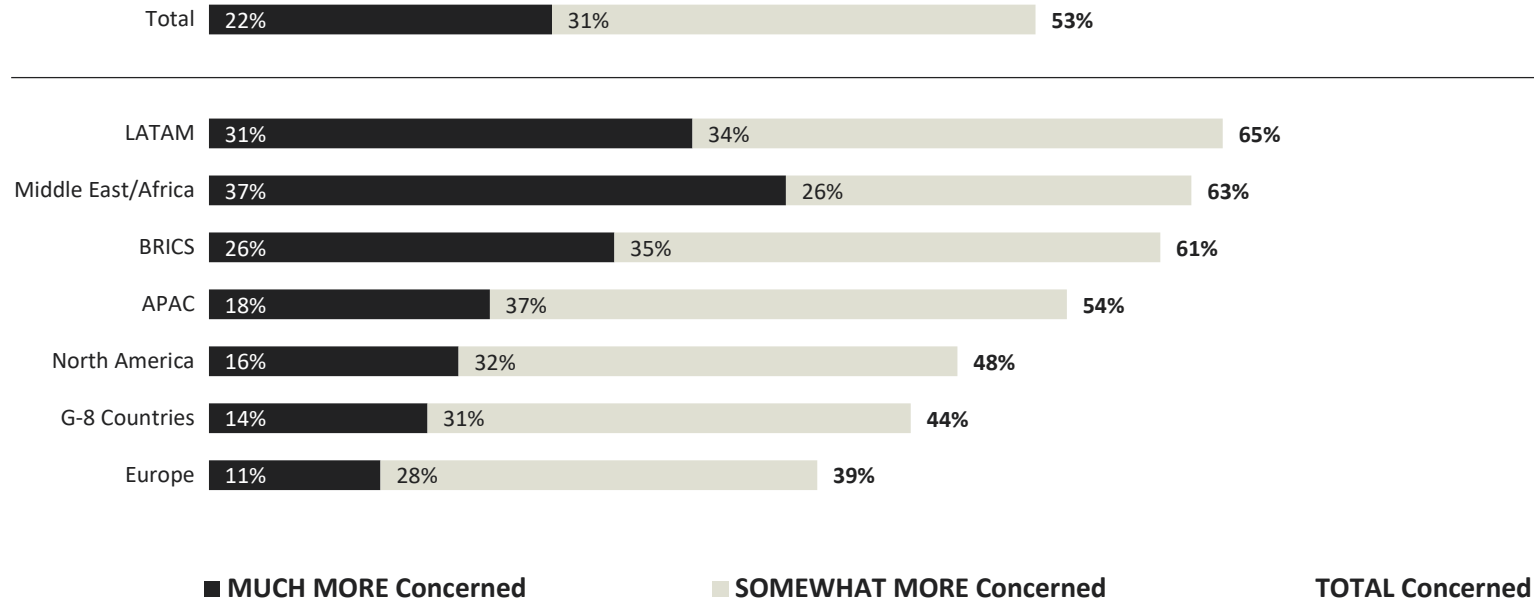
Overall, a majority (53%) are more concerned about their online privacy, compared to a year ago (up 1 point). Nigerians (at 82%) are by far the most concerned about their online privacy, compared to a year ago, and are about three times more likely to express concern, compared to Germans (26%), who are least likely to have growing concern.



Just over half (53%) of global citizens are more concerned about their online privacy, up just one point from last year, but the first time the rate of growing concern has increased since the study began, even if just marginally.



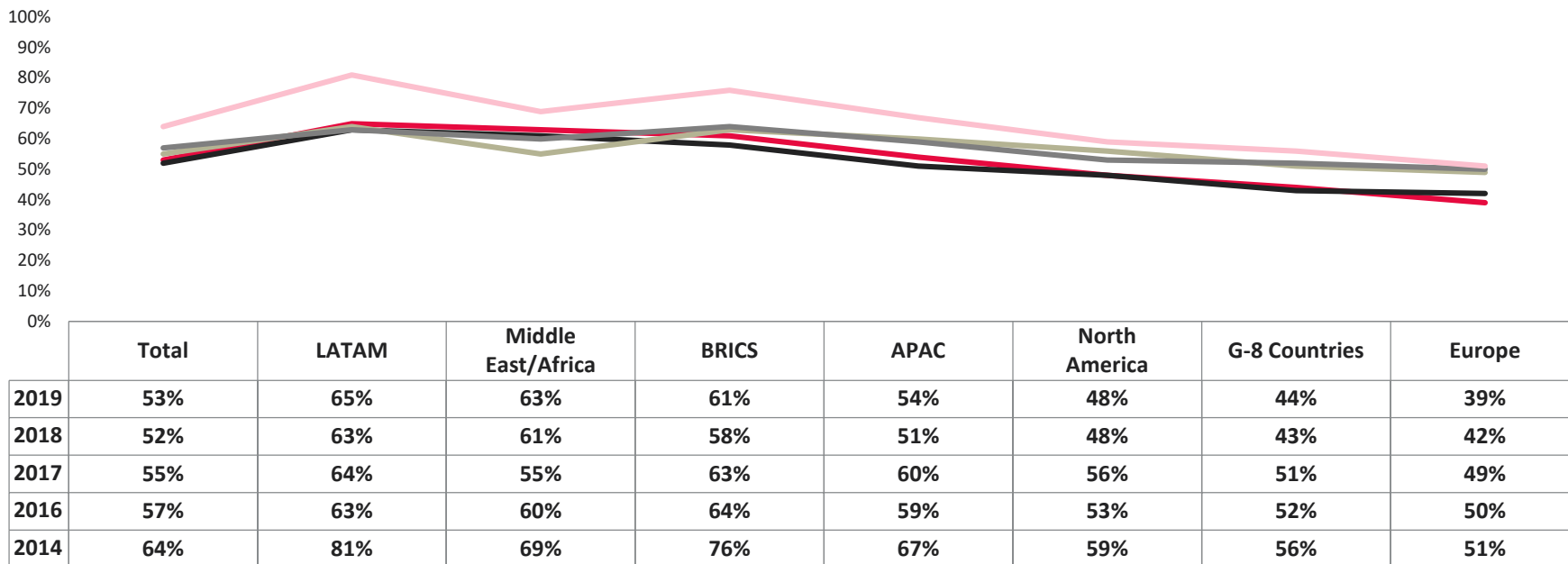
Growing concerns towards online privacy are less pronounced in developed economies. More specifically, less than half in Europe (39%), North America (48%) & the G-8 more generally (44%) say they're more concerned than last year, but a majority in LATAM (65%), The Middle East (63%), BRICS (61%) and APAC (54%) cite a growing concern.



Concern with respect to online privacy is largely unchanged across most regions of the world, compared to the 2018 survey, and continues to be higher in the developing economies.

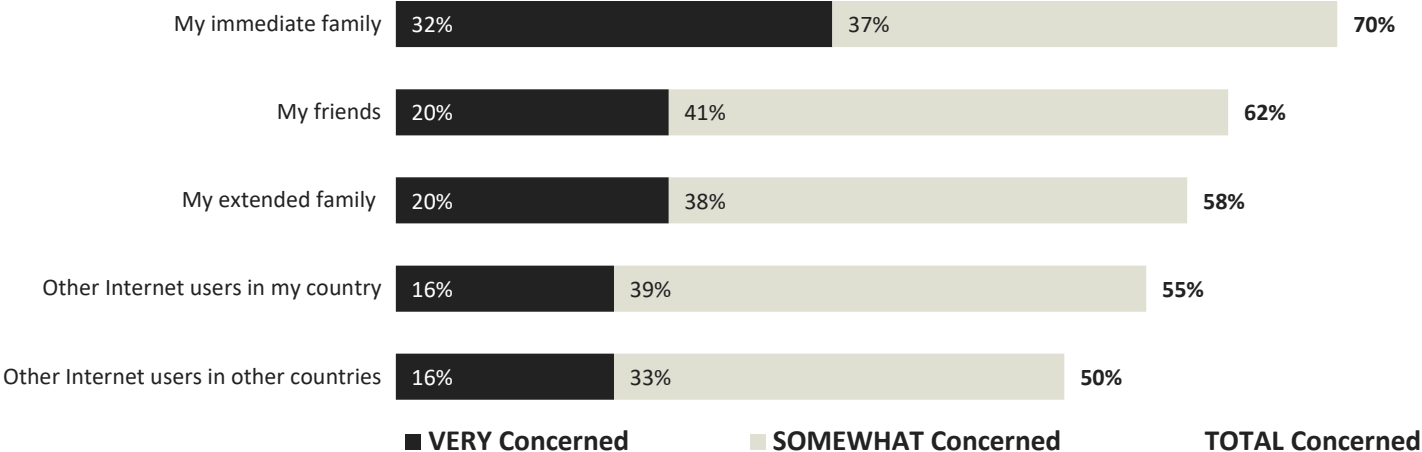
Tracking – [NET] CONCERNED

— 2019 — 2018 — 2017 — 2016 — 2014



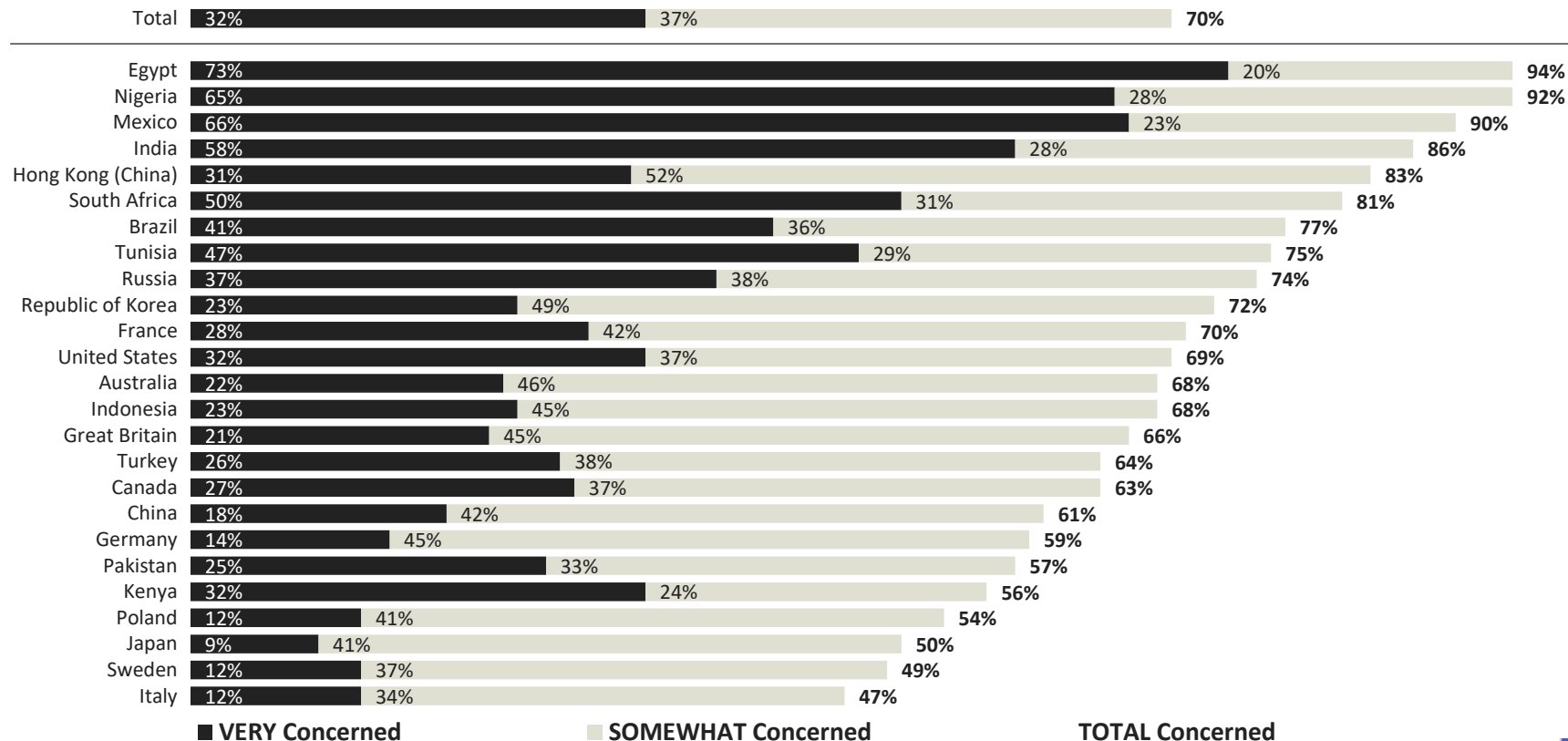
Overall, and perhaps not surprisingly, global citizens are most concerned about the online privacy of their immediate family (70% concerned) and friends (62%).

Global Total



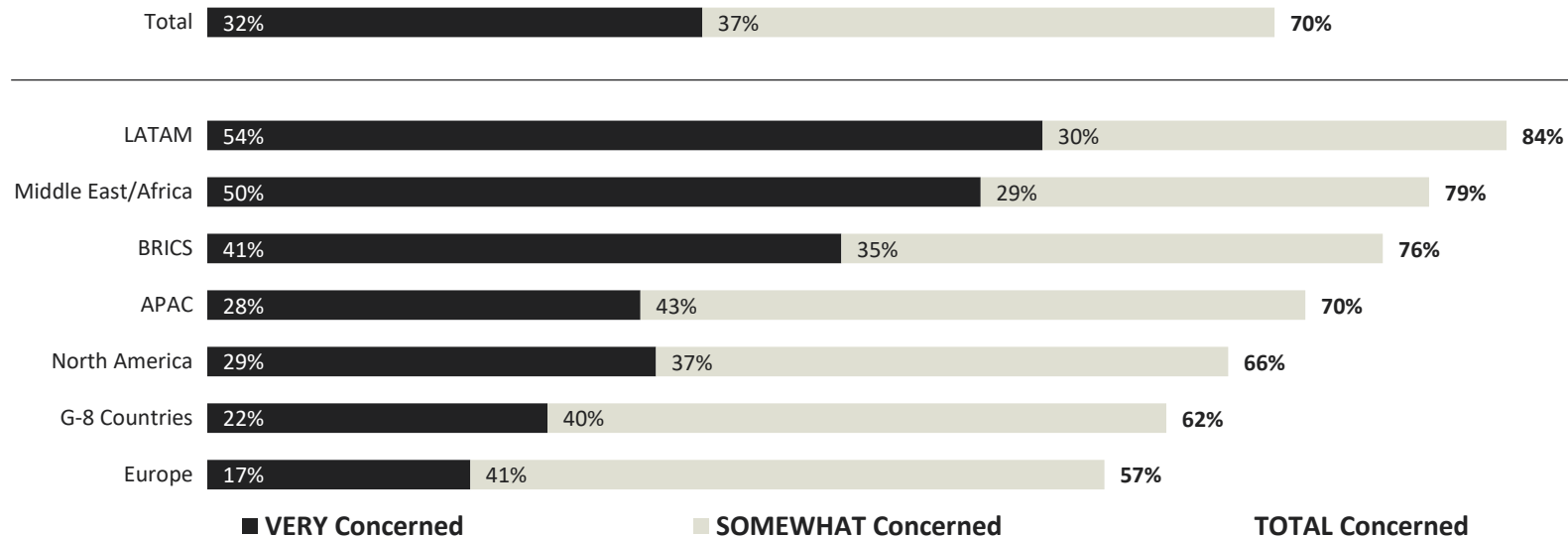
CONCERN FOR ONLINE PRIVACY OF IMMEDIATE FAMILY

Seven in ten (70%) global citizens are concerned about the online privacy of their immediate family, the highest proportion out of all actors surveyed.



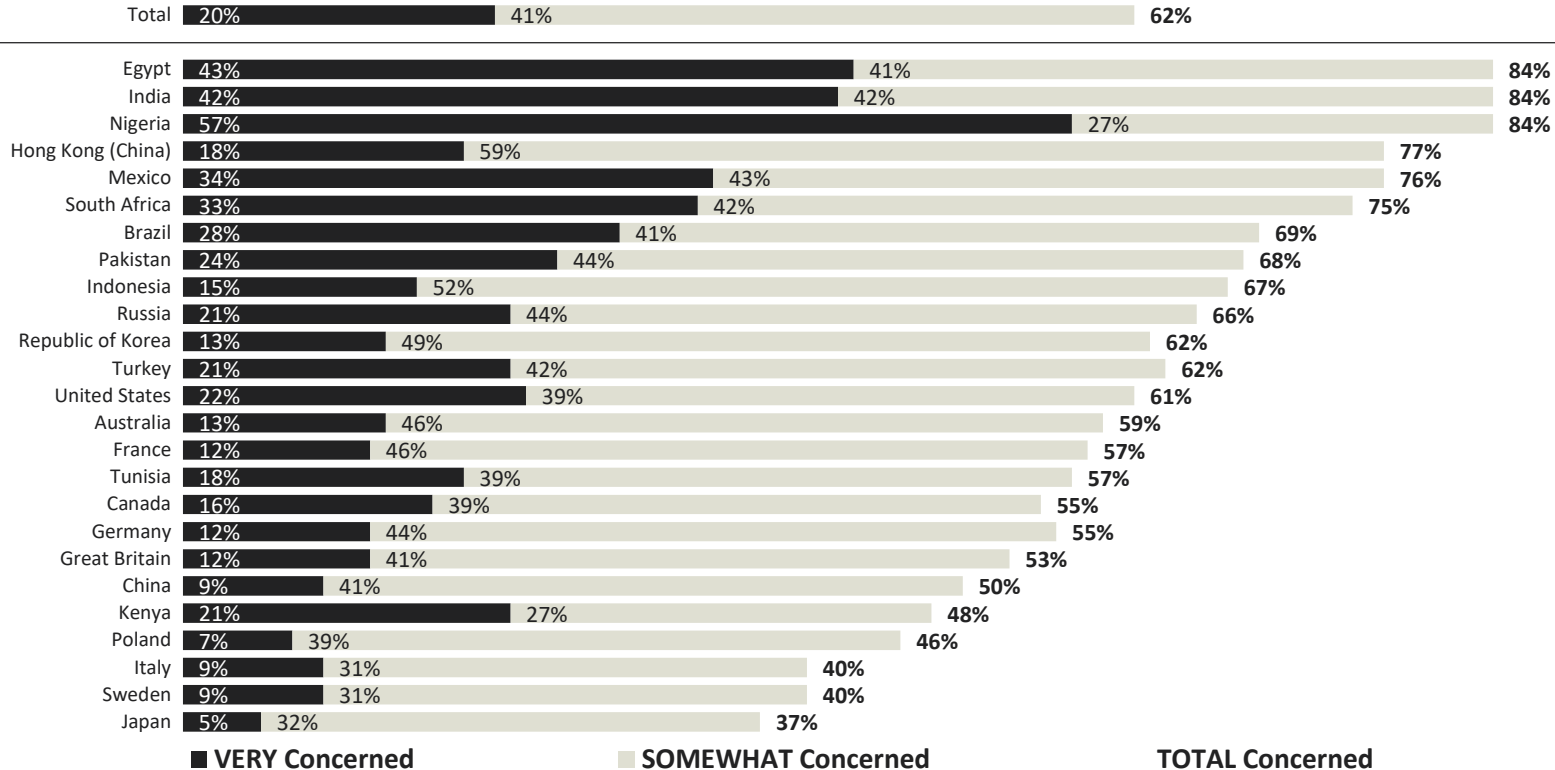
CONCERN FOR ONLINE PRIVACY OF IMMEDIATE FAMILY

Online privacy concerns related to one's immediate family are higher in developing economies, and comparatively lower in the developed world.



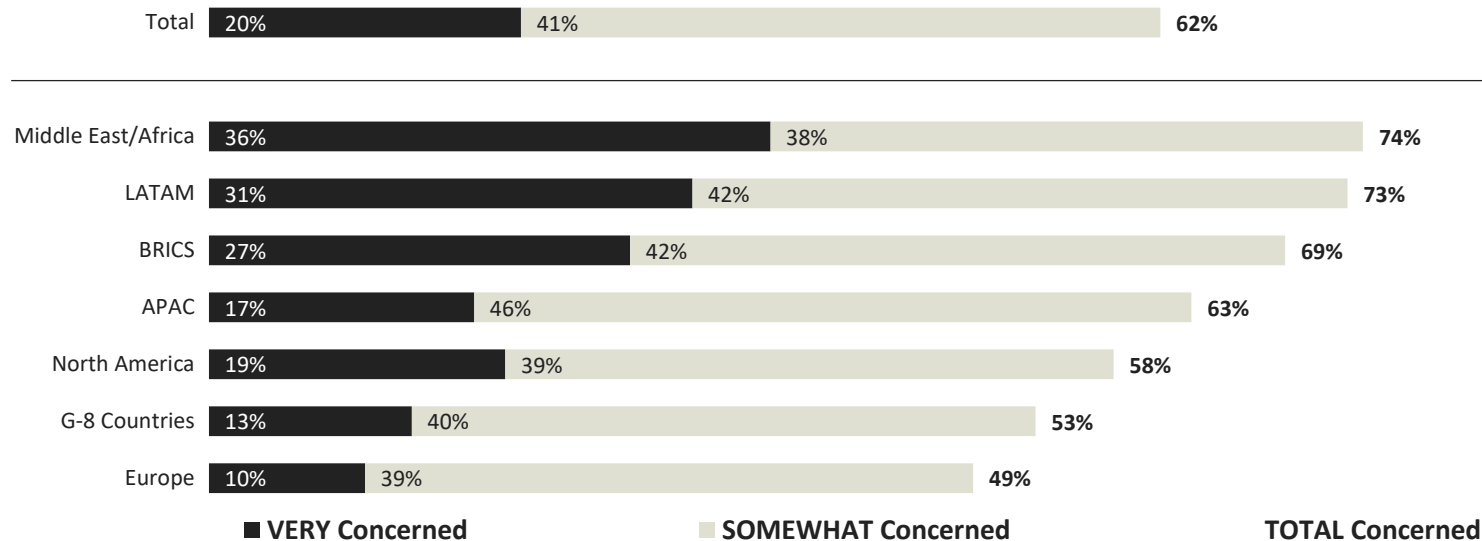
CONCERN FOR ONLINE PRIVACY OF FRIENDS

Egyptians, Nigerians & Indians (84%) are among the most concerned about the online privacy of their friends and are more than twice as likely to express concern, compared to citizens living in Japan (37%), Sweden (40%) & Italy (40%).



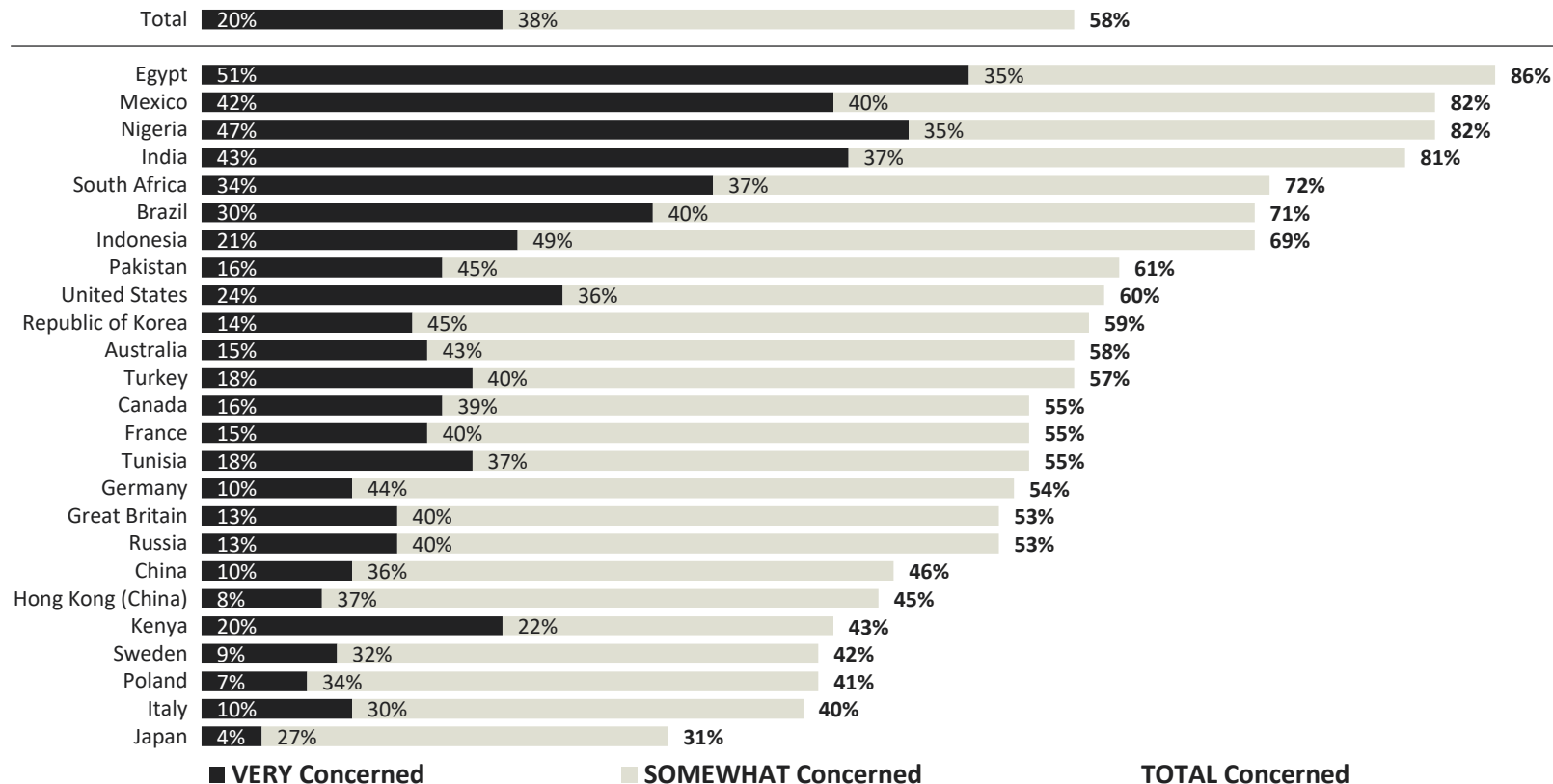
CONCERN FOR ONLINE PRIVACY OF FRIENDS

In all economies, save for Europe, majorities indicate that they are concerned about the online privacy of their friends.



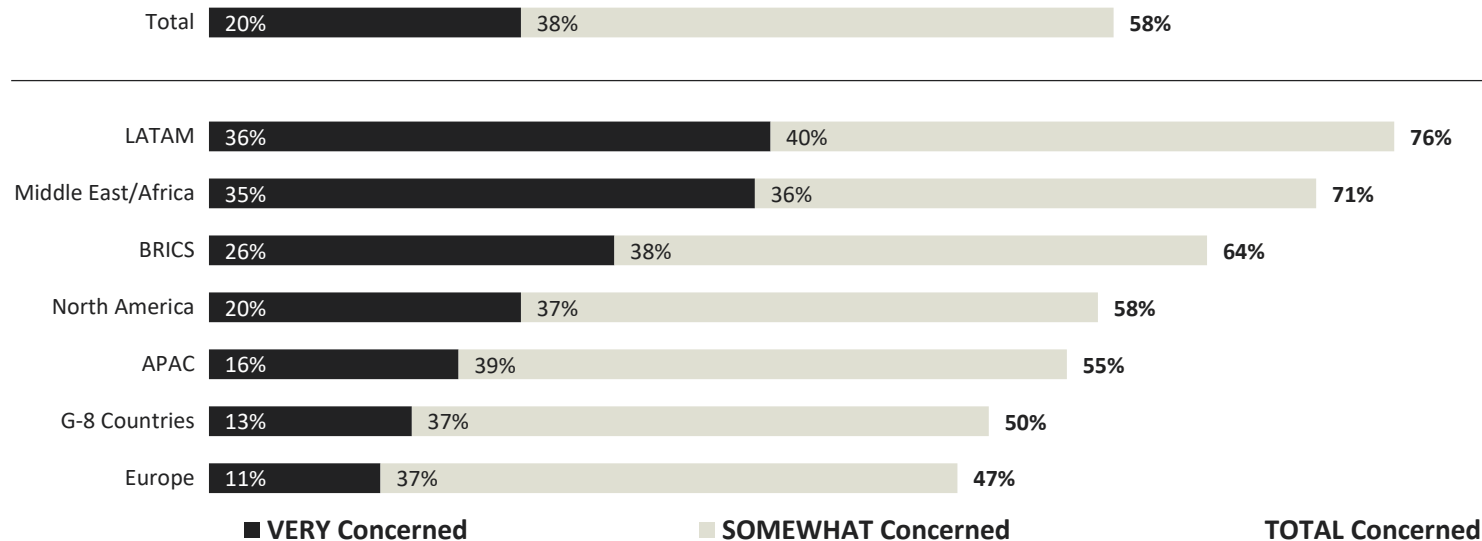
CONCERN FOR ONLINE PRIVACY OF EXTENDED FAMILY

Overall, three in five (58%) are concerned about the online privacy of their extended family. At the high end, Egyptians (86%) are most concerned and at the low end, the Japanese (31%) are least concerned.



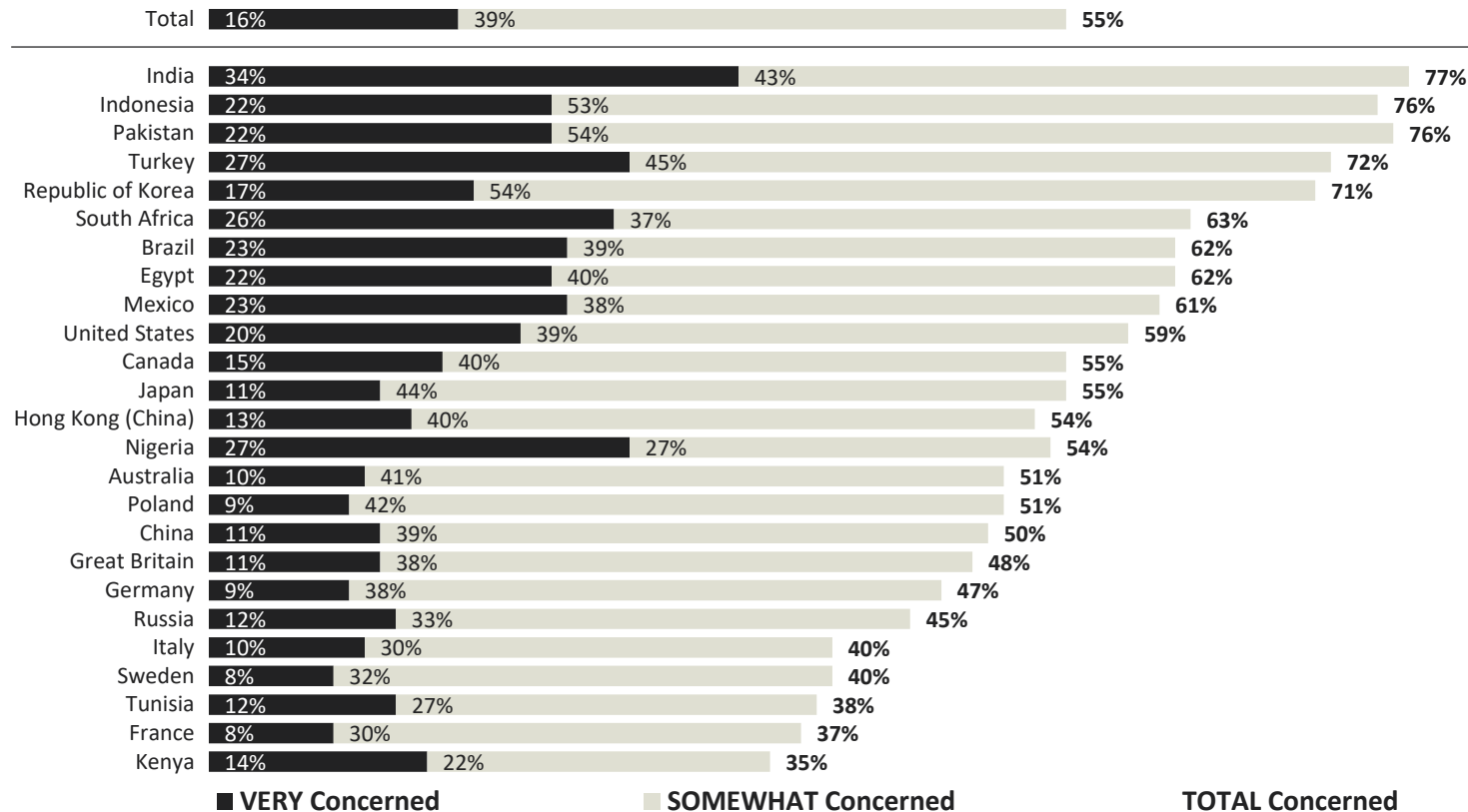
CONCERN FOR ONLINE PRIVACY OF EXTENDED FAMILY

Consistent with other metrics, concerns about the online privacy of one's extended family are highest in the LATAM, Middle East & Africa regions and lowest in Europe.



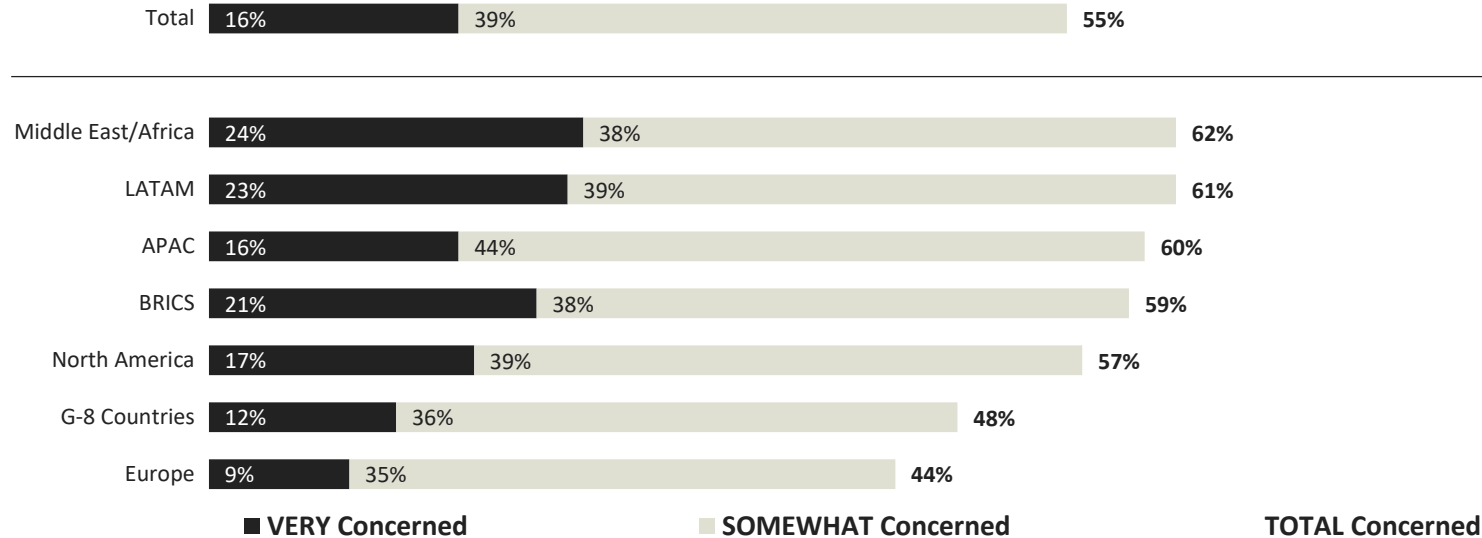
CONCERN FOR ONLINE PRIVACY OF OTHER INTERNET USERS IN ECONOMY

A majority (55%) of global citizens indicate concern for the online privacy of other Internet users in their economy, ranging from three quarters in Pakistan (76%), Indonesia (76%) & India (77%) to one in three (35%) in Kenya.



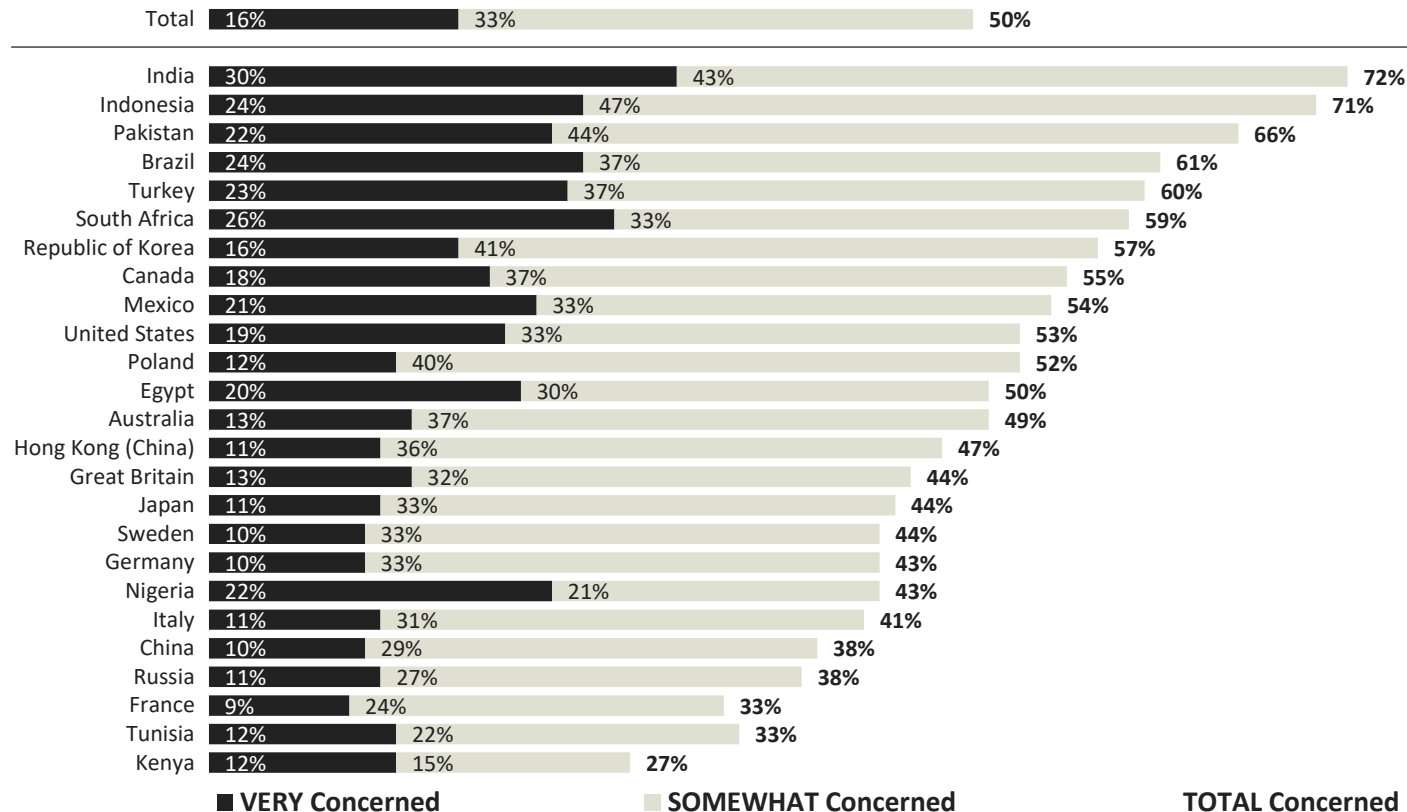
CONCERN FOR ONLINE PRIVACY OF OTHER INTERNET USERS IN ECONOMY

Well under half (44%) of Europeans are concerned about the online privacy of other Internet users in their economy, the lowest proportion out of any of the economies surveyed.



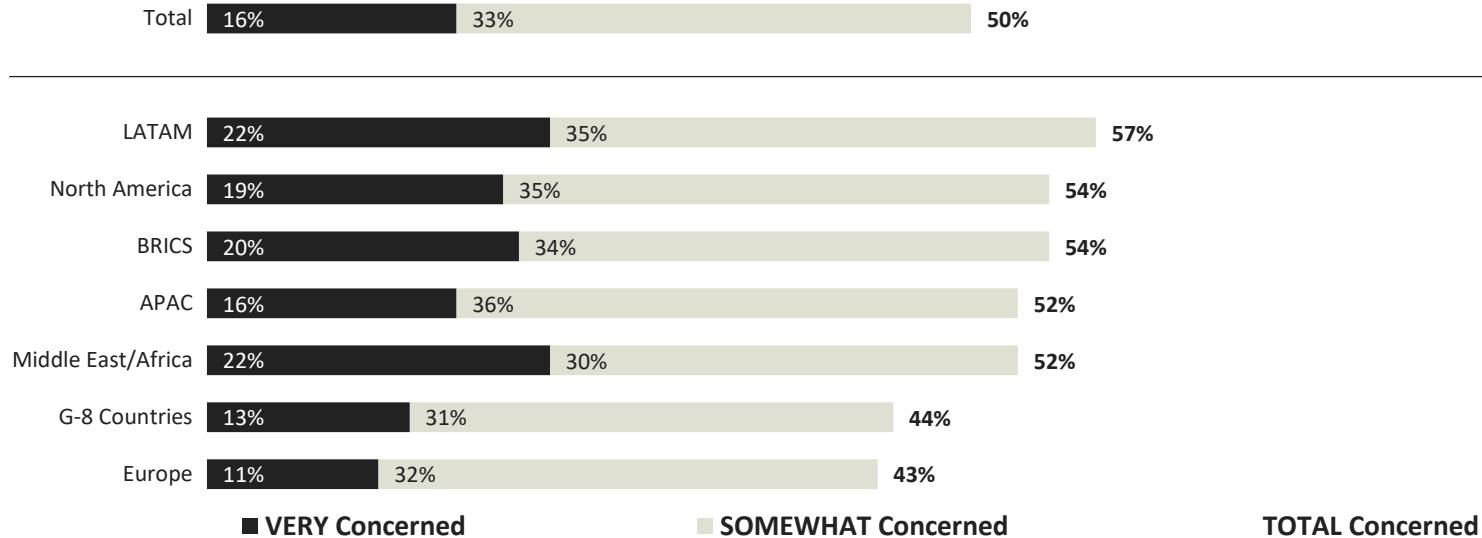
CONCERN FOR ONLINE PRIVACY OF OTHER INTERNET USERS ABROAD

Half (50%) of global citizens are concerned about the online privacy of others living abroad. Concern is exceptionally low in Kenya (27%), and is highest in India (72%) & Indonesia (71%) who express the most concerned about others.

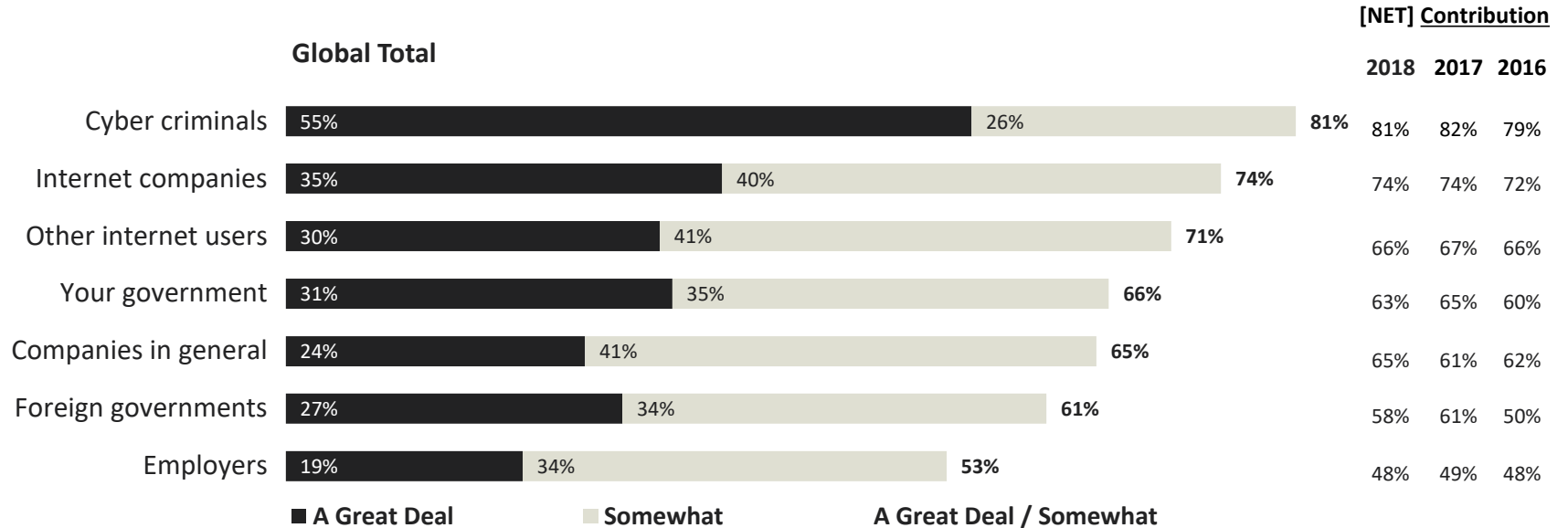


CONCERN FOR ONLINE PRIVACY OF OTHER INTERNET USERS ABROAD

Once again, those living in the LATAM, Middle East & Africa regions are among the most concerned when it comes to the online privacy of others living abroad. Less than half of Europeans (43%) and those living in G-8 Countries more generally (44%) feel concerned about this.

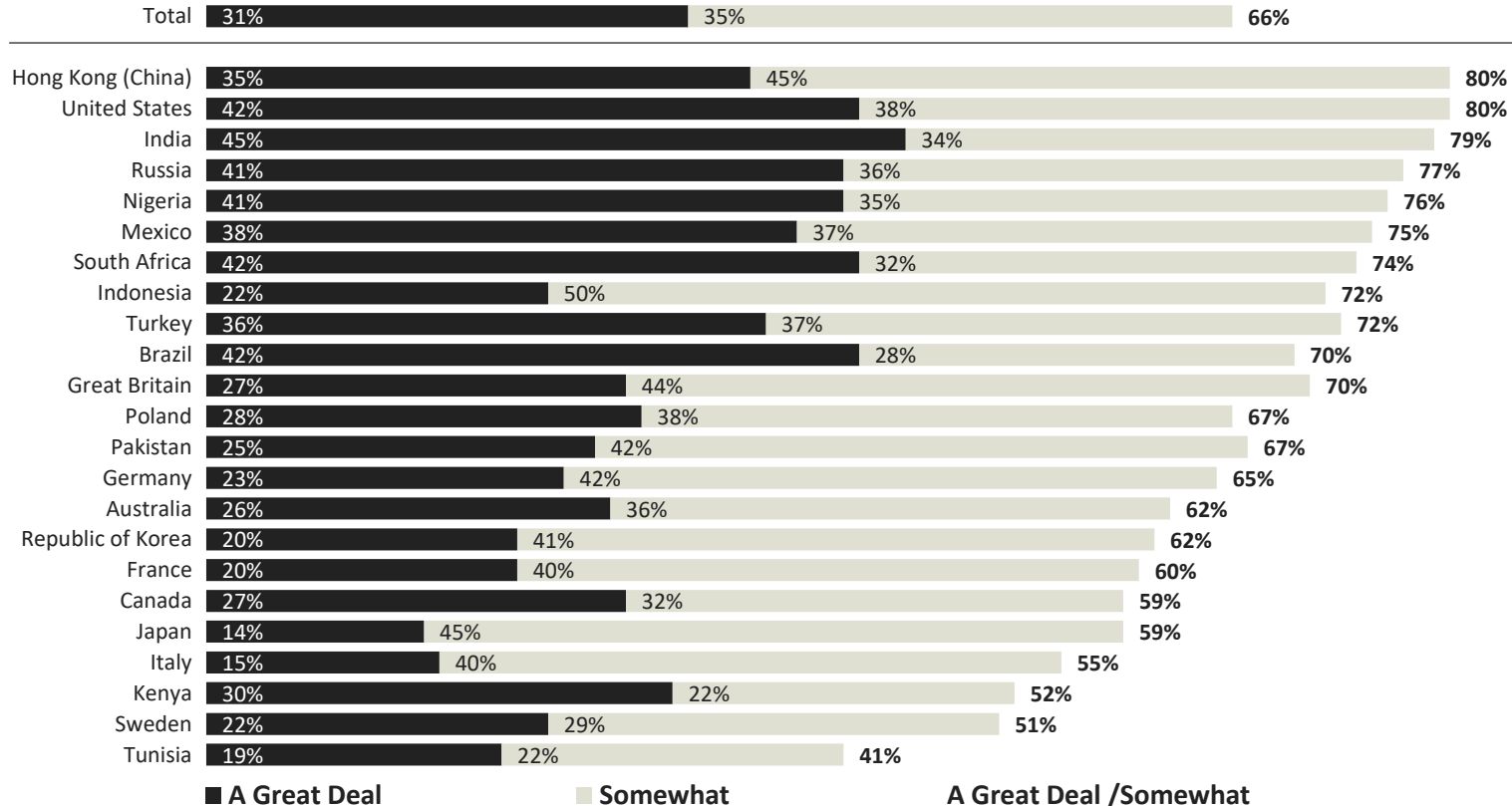


Among those who claim to be at least *somewhat more concerned* about their online privacy, compared to a year ago, cyber criminals are the leading factor that has contributed to their increased levels of concern. However, since 2016, concern governments, both domestic and foreign, have grown the most.



OWN GOVERNMENT

Majorities in all economies, save for Tunisia (41%), think that their own government contributes, at least somewhat, to heightening online privacy concerns.

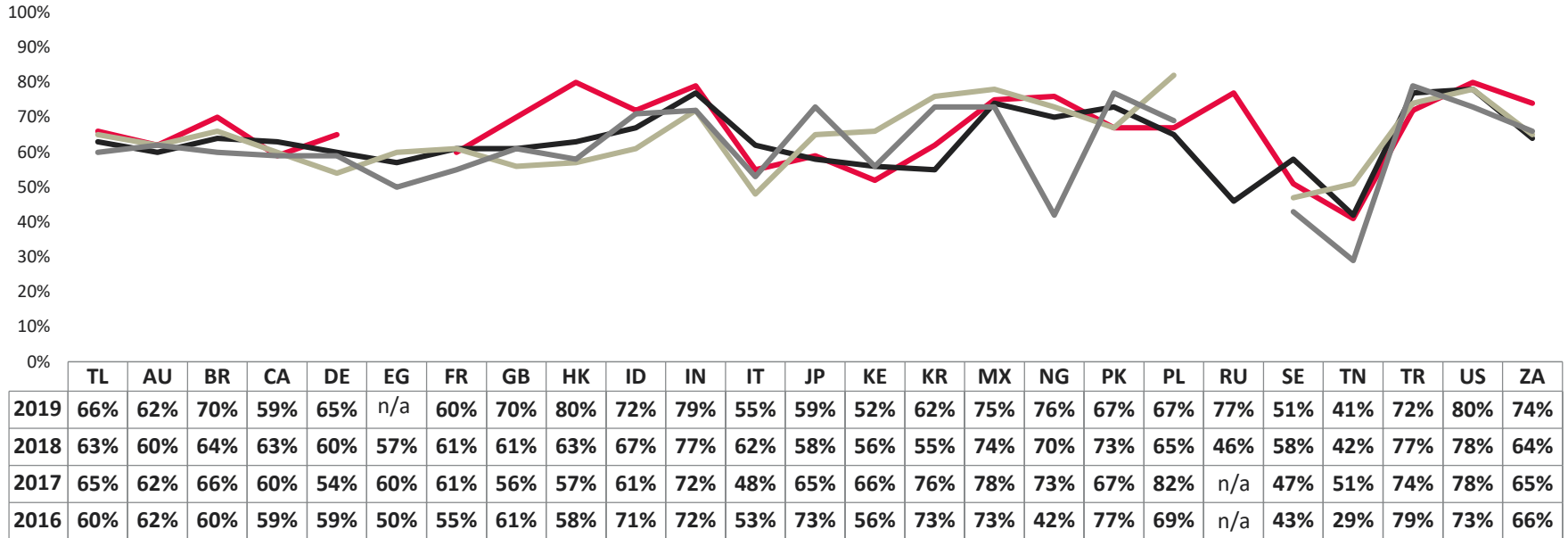


OWN GOVERNMENT

Compared to 2018, global citizens are more likely (+3 pts) to claim that their government has contributed, at least *somewhat*, to increased levels of concern about online privacy, with Russians (+31) & Hong Kong (China) residents (+17) leading much of the increase. Concern about one's own government (66%) is highest this year than we've ever measured.

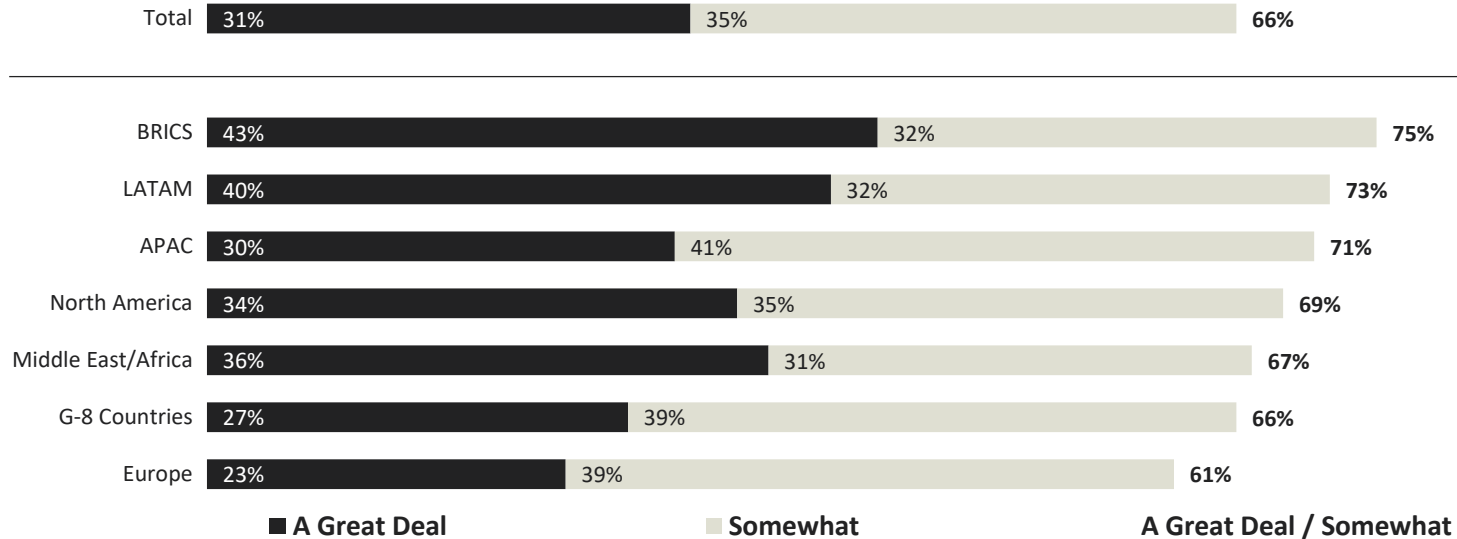
Tracking – [NET] A GREAT DEAL/SOMEWHAT

— 2019 — 2018 — 2017 — 2016



OWN GOVERNMENT

Across all regions, a majority of global citizens think that their government has contributed, at least *somewhat*, to their increased levels of concern, with respect to online privacy.

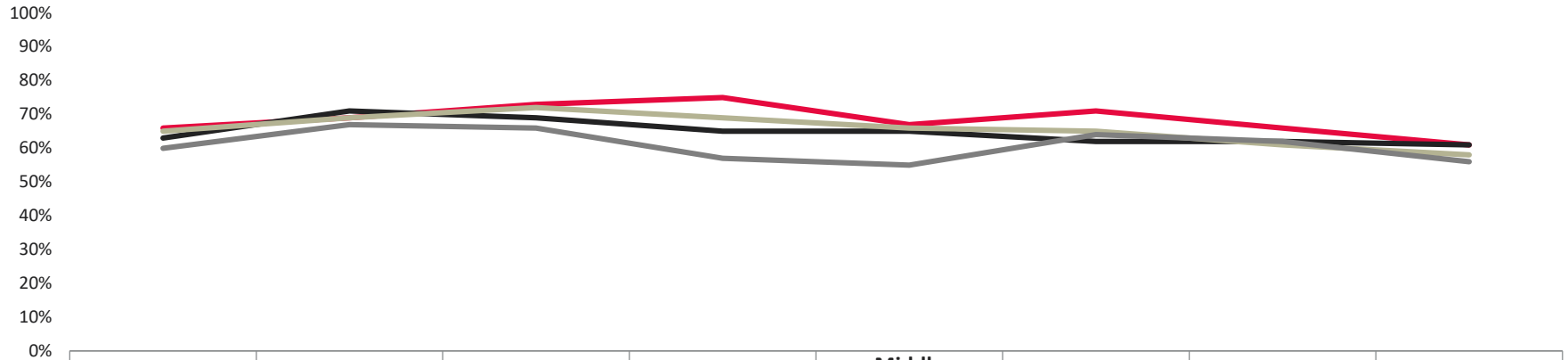


OWN GOVERNMENT

In each region, save for Europe & North America, global citizens are more likely to feel as though their government has contributed, at least *somewhat*, to their increased online privacy concerns, relative to the 2018 survey.

Tracking – [NET] A GREAT DEAL / SOMEWHAT

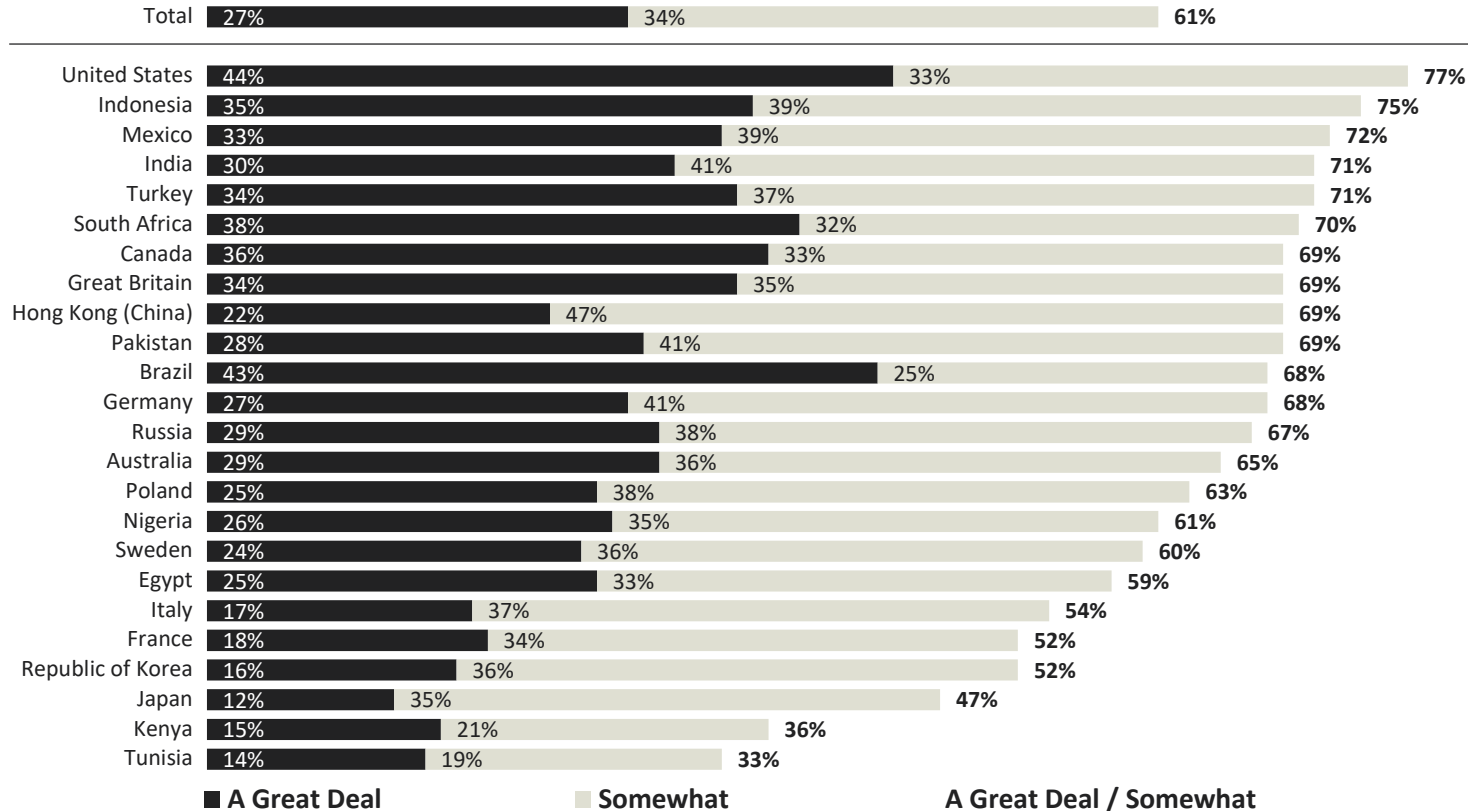
— 2019 — 2018 — 2017 — 2016



	Total	North America	LATAM	BRICS	Middle East/Africa	APAC	G-8 Countries	Europe
2019	66%	69%	73%	75%	67%	71%	66%	61%
2018	63%	71%	69%	65%	65%	62%	62%	61%
2017	65%	69%	72%	69%	66%	65%	61%	58%
2016	60%	67%	66%	57%	55%	64%	62%	56%

FOREIGN GOVERNMENTS

Overall, three in five (61%) of those who feel more concerned about their online privacy would attribute at least some of this concern to foreign governments.

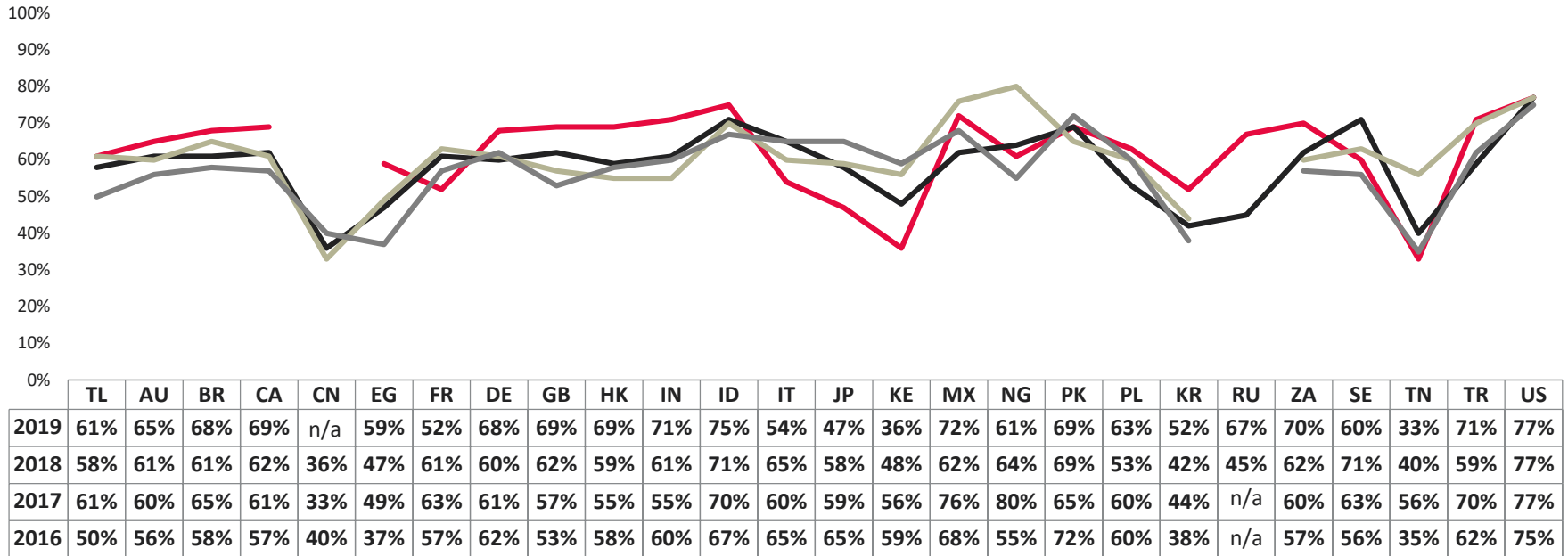


FOREIGN GOVERNMENTS

Global citizens are more likely, compared to a year ago, to indicate that foreign governments have contributed to increased levels of online privacy concerns (+3 pts), with much of the increase being driven by Russians (+22).

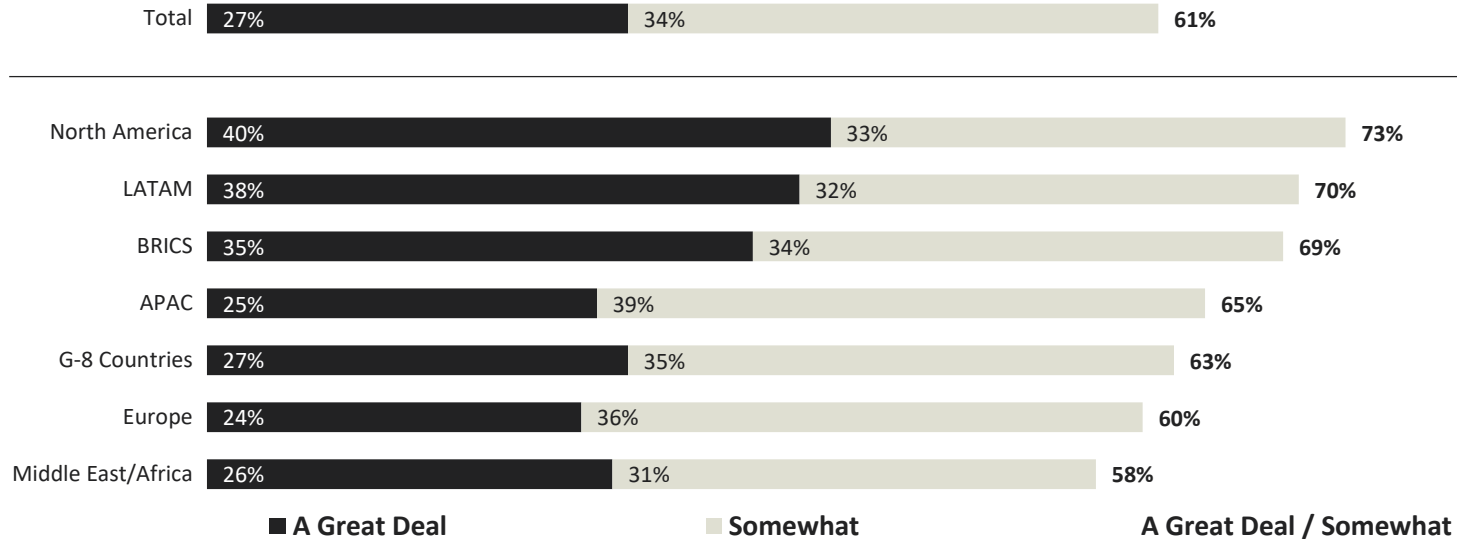
Tracking – [NET] A GREAT DEAL/SOMEWHAT

— 2019 — 2018 — 2017 — 2016



FOREIGN GOVERNMENTS

Opinions vary only slightly as a majority, regardless of the economy, are inclined to blame foreign governments for their heightened concerns regarding online privacy.

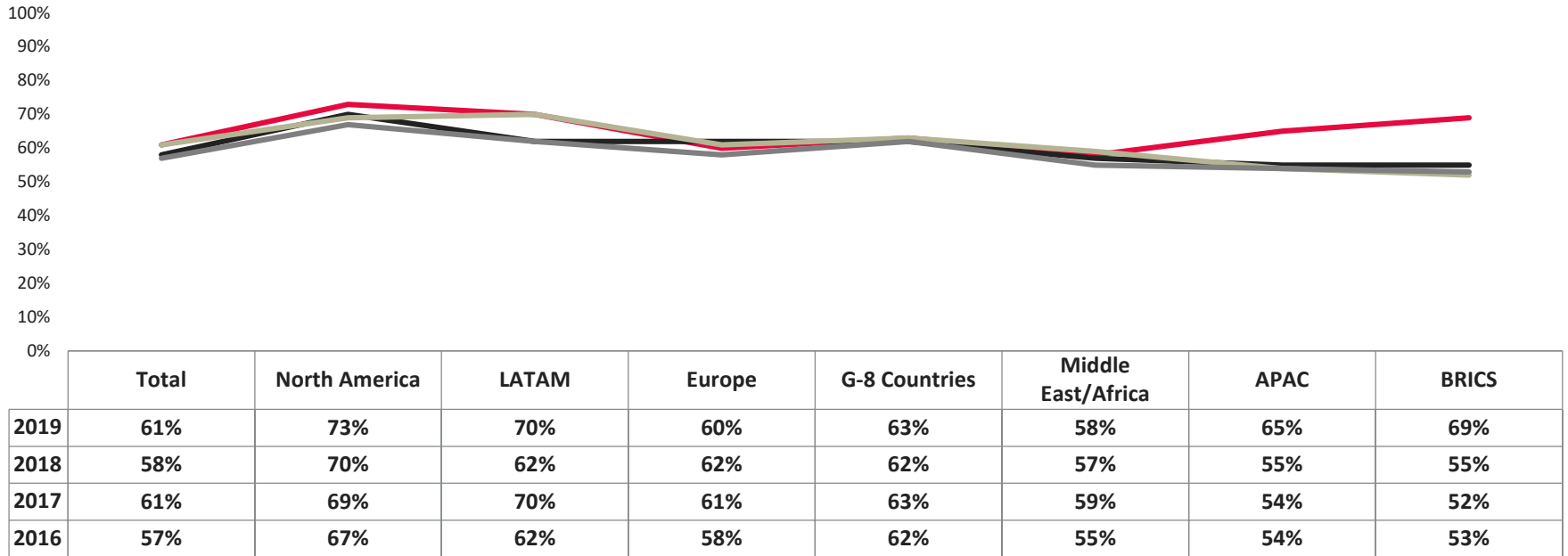


FOREIGN GOVERNMENTS

There has been a sizeable increase in the proportion of BRICS (+14 pts), APAC (+10) & LATAM (+8) citizens who believe that foreign governments are at least *somewhat responsible* for heightening their privacy concerns.

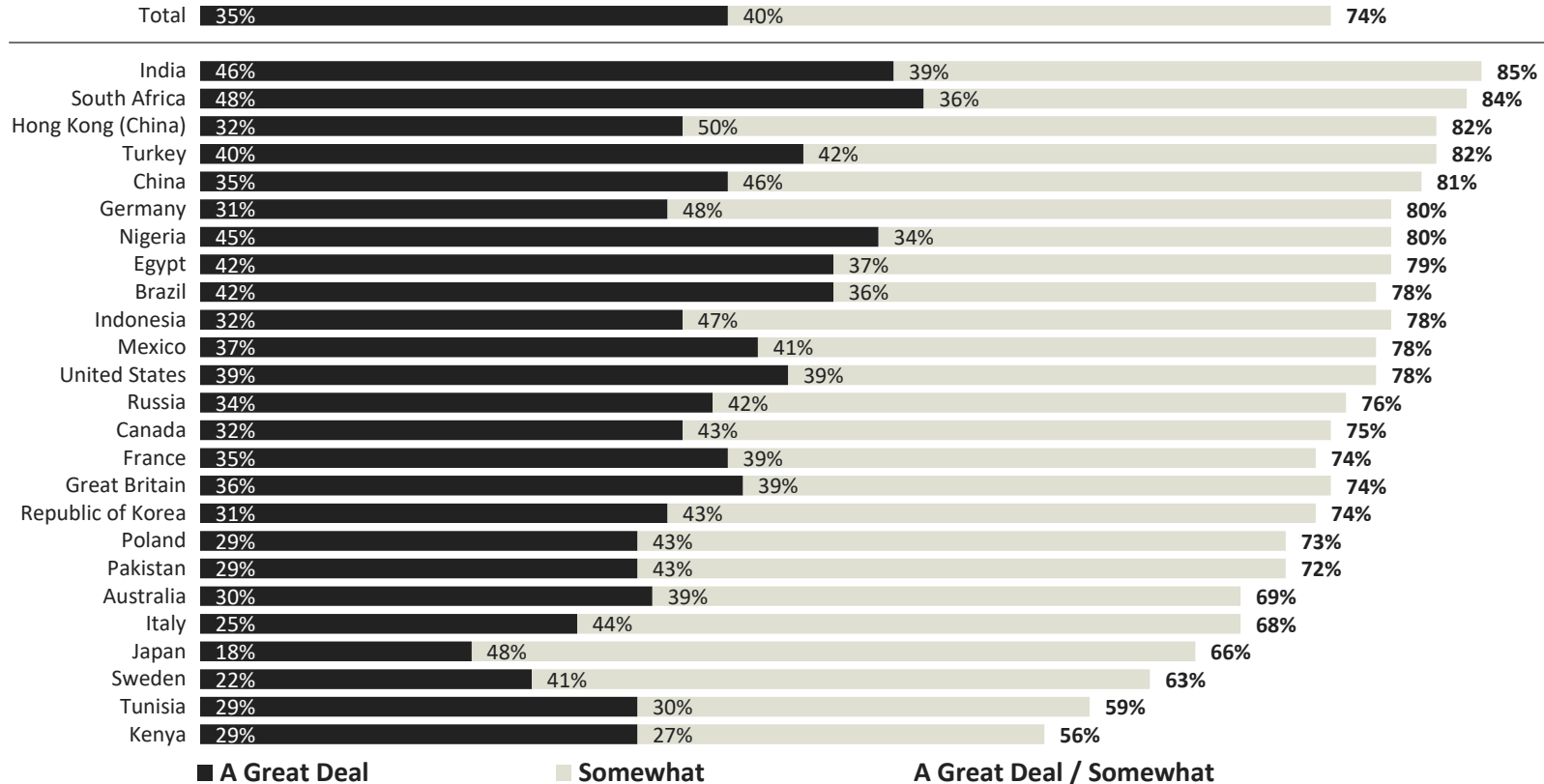
Tracking – [NET] A GREAT DEAL / SOMEWHAT

— 2019 — 2018 — 2017 — 2016



INTERNET COMPANIES

Three quarters (74%) of global citizens feel as though Internet companies have been part of the problem when it comes to increasing concerns about online privacy.

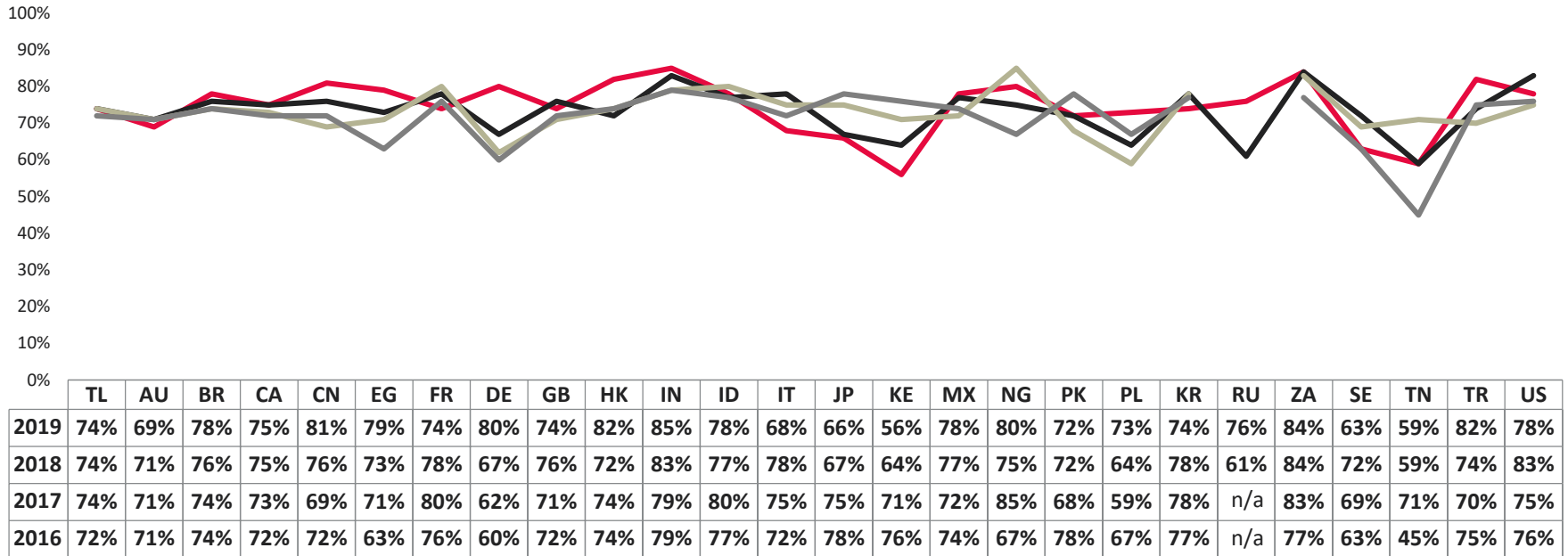


INTERNET COMPANIES

Relative to the 2018 survey, opinions are unchanged as three in four (74%) continue to ascribe at least some responsibility to Internet companies.

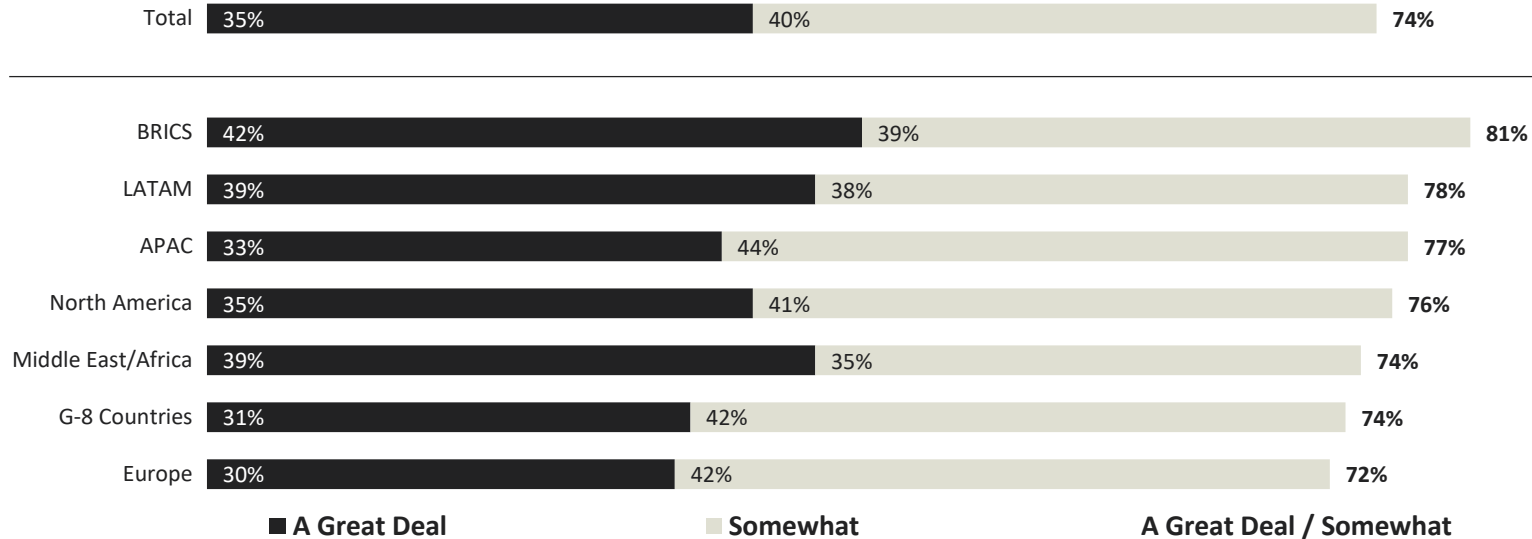
Tracking – [NET] A GREAT DEAL/SOMEWHAT

— 2019 — 2018 — 2017 — 2016



INTERNET COMPANIES

There is less regional variation, with between seven & eight in ten across all regions acknowledging that Internet companies are at least *somewhat responsible* for increasing their online privacy concerns.

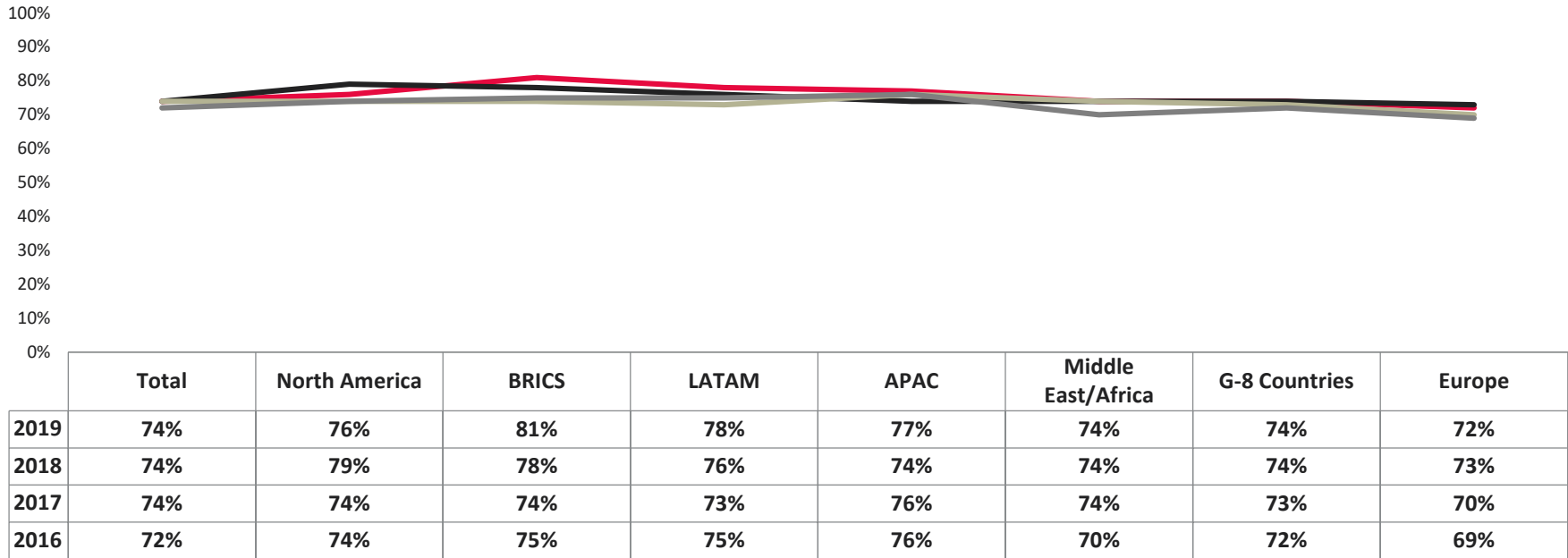


INTERNET COMPANIES

Over the past year, there has been limited regional movement on this metric.

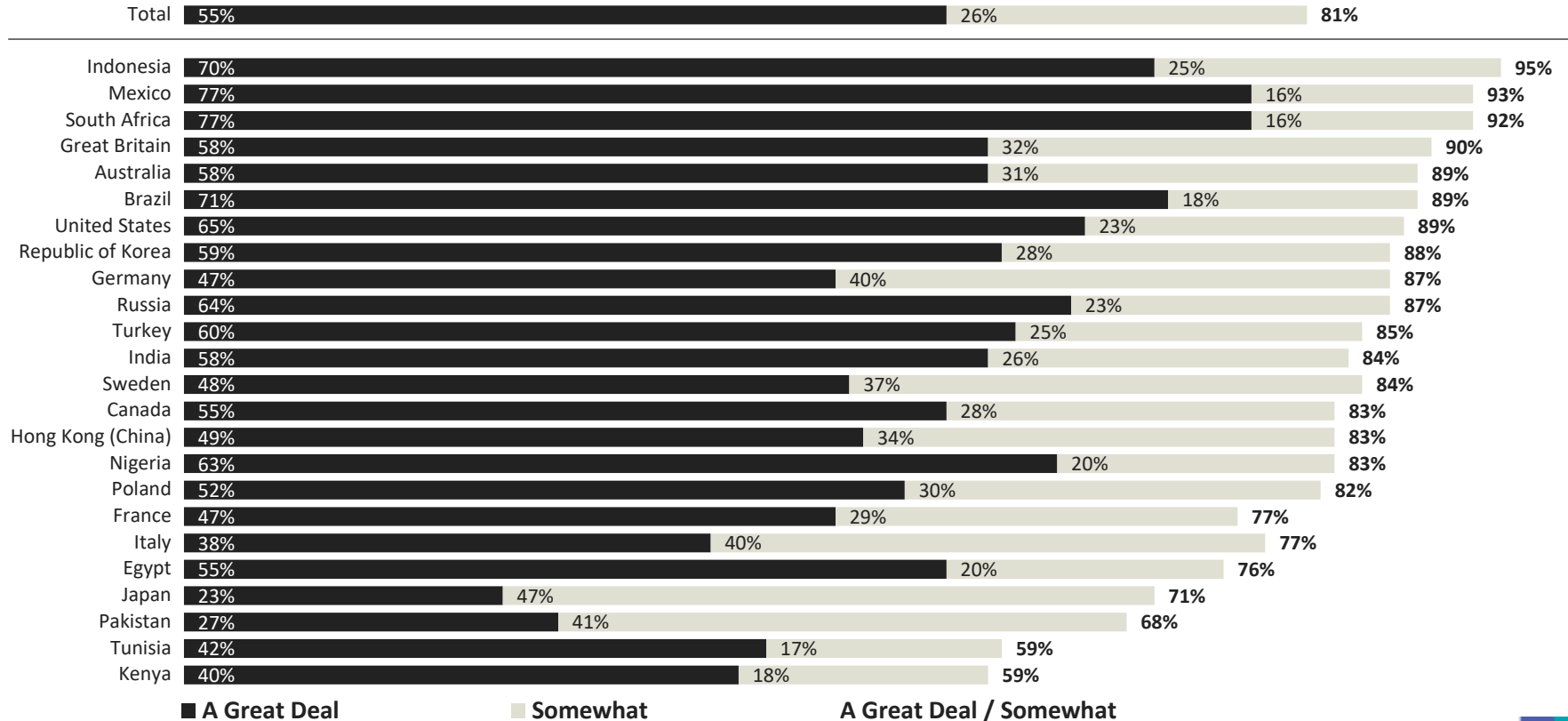
Tracking – [NET] A GREAT DEAL / SOMEWHAT

— 2019 — 2018 — 2017 — 2016



CYBER CRIMINALS

The vast majority (81%) of global citizens think that cyber criminals have contributed, at least *somewhat*, to increasing their online privacy concerns, including virtually all Indonesians (95%).

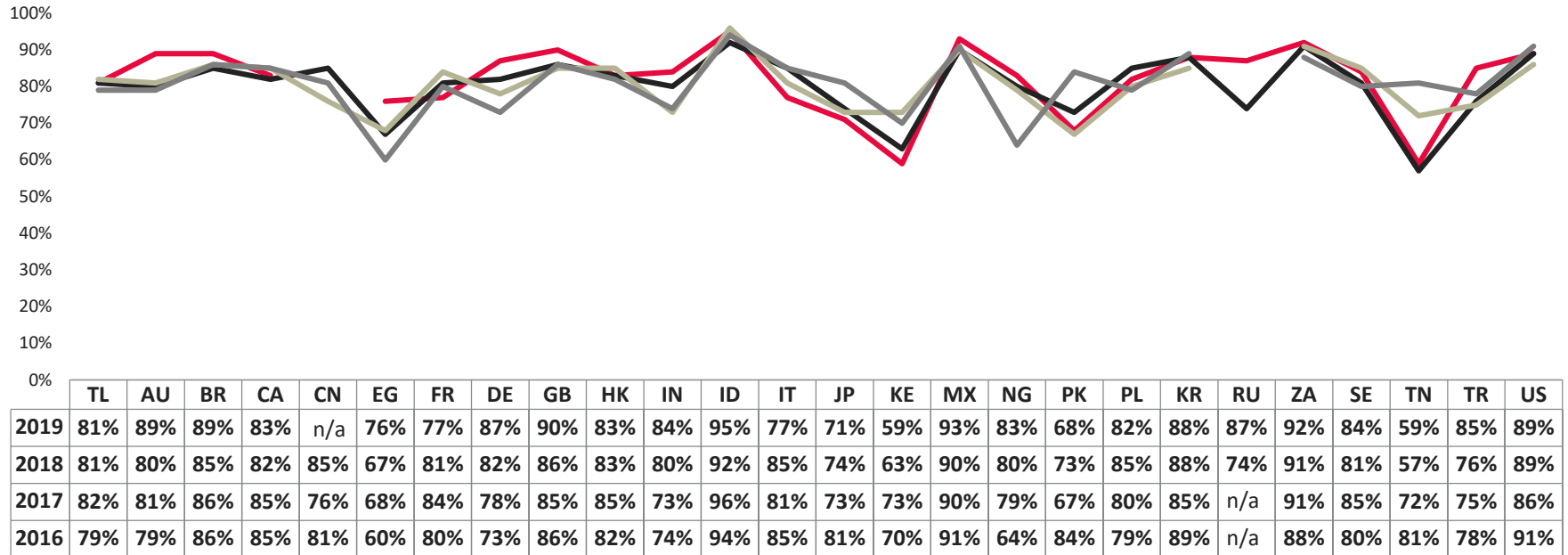


CYBER CRIMINALS

Regarding cyber criminals, the greatest year-over-year shifts in opinion occurred in Russia (+13 pts), Turkey (+9), Egypt (+9), Australia (+9), and Italy (-8).

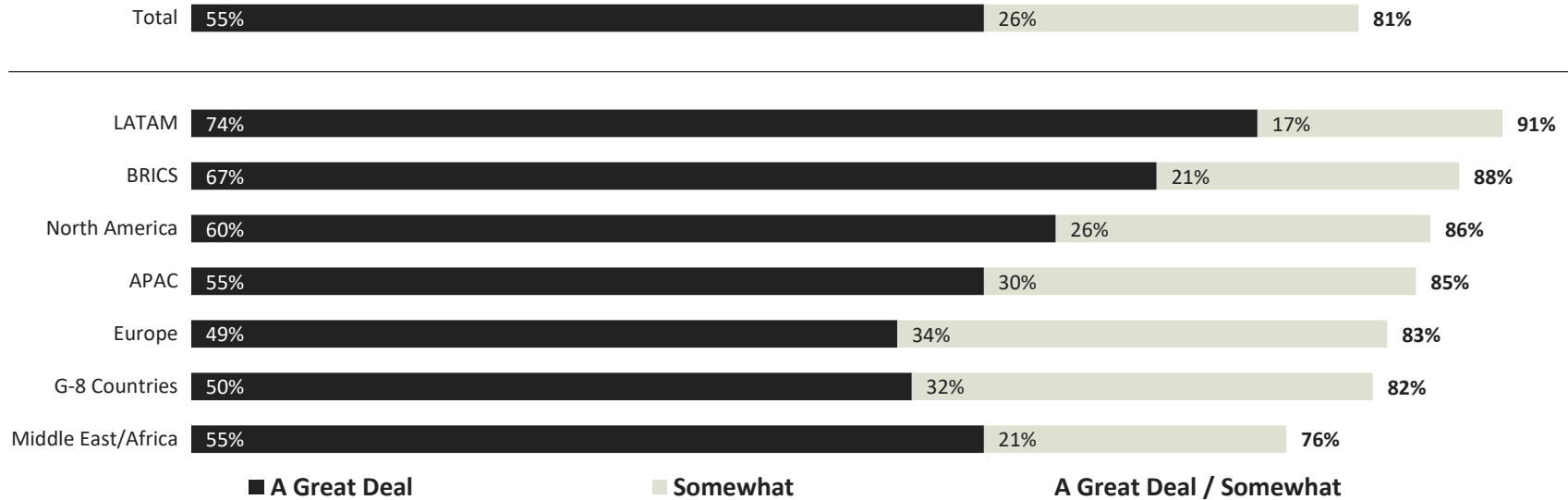
Tracking – [NET] A GREAT DEAL/SOMEWHAT

— 2019 — 2018 — 2017 — 2016



CYBER CRIMINALS

Once again, there is limited regional variation in opinion, though concerns are more pronounced in LATAM (91% say their opinions have been influenced by cyber criminals) and less so in the Middle East & Africa (76%).

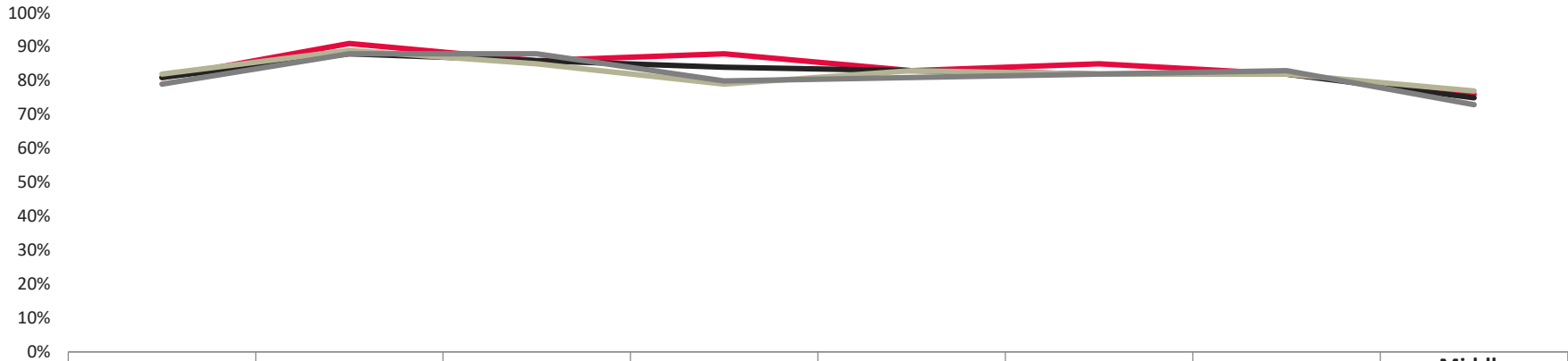


CYBER CRIMINALS

Compared to a year ago, there has been limited movement in opinion, across all regions.

Tracking – [NET] A GREAT DEAL / SOMEWHAT

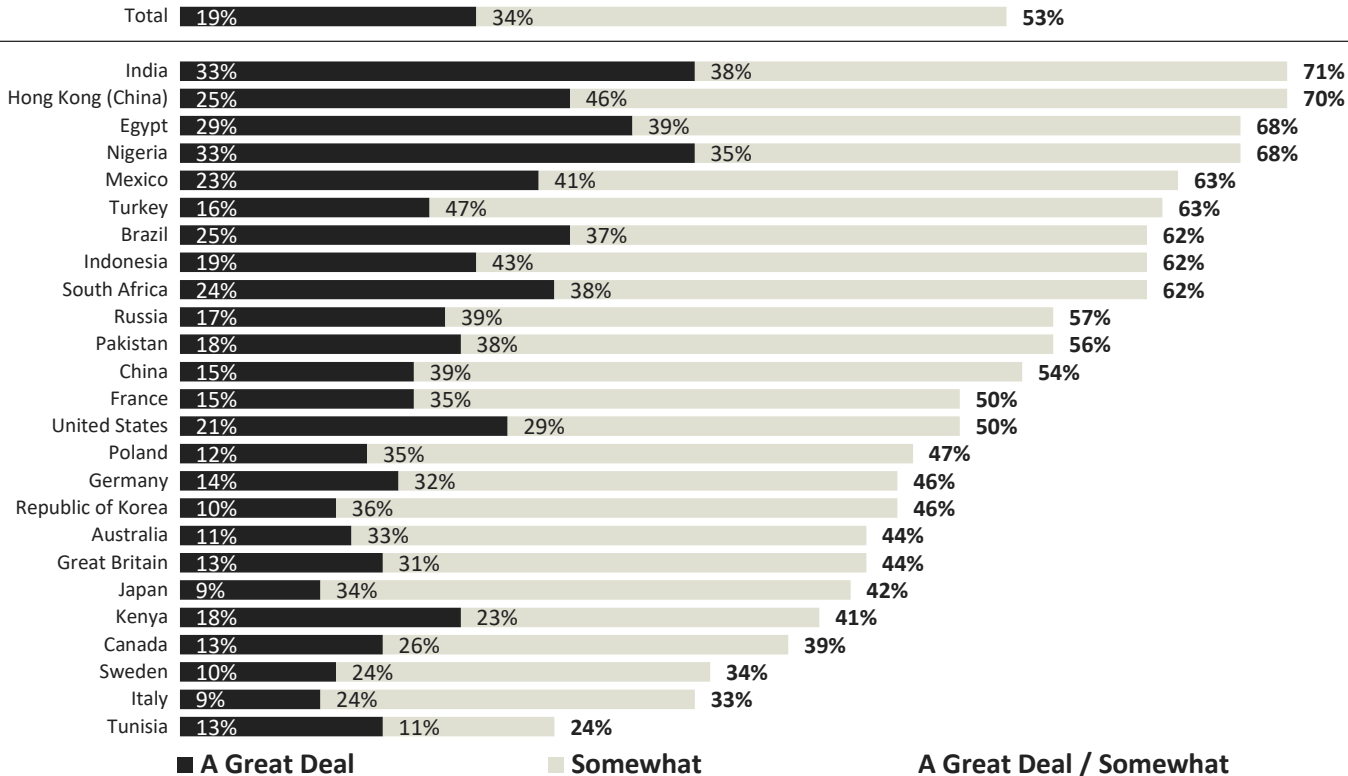
— 2019 — 2018 — 2017 — 2016



	Total	LATAM	North America	BRICS	Europe	APAC	G-8 Countries	Middle East/Africa
2019	81%	91%	86%	88%	83%	85%	82%	76%
2018	81%	88%	86%	84%	83%	82%	82%	75%
2017	82%	89%	85%	79%	83%	82%	82%	77%
2016	79%	88%	88%	80%	81%	82%	83%	73%

EMPLOYERS

A majority (53%) cite their employer as a contributing factor when it comes to online privacy concerns, ranging from seven in ten in India (71%) & Hong Kong (China) (70%) to just one quarter (24%) in Tunisia.

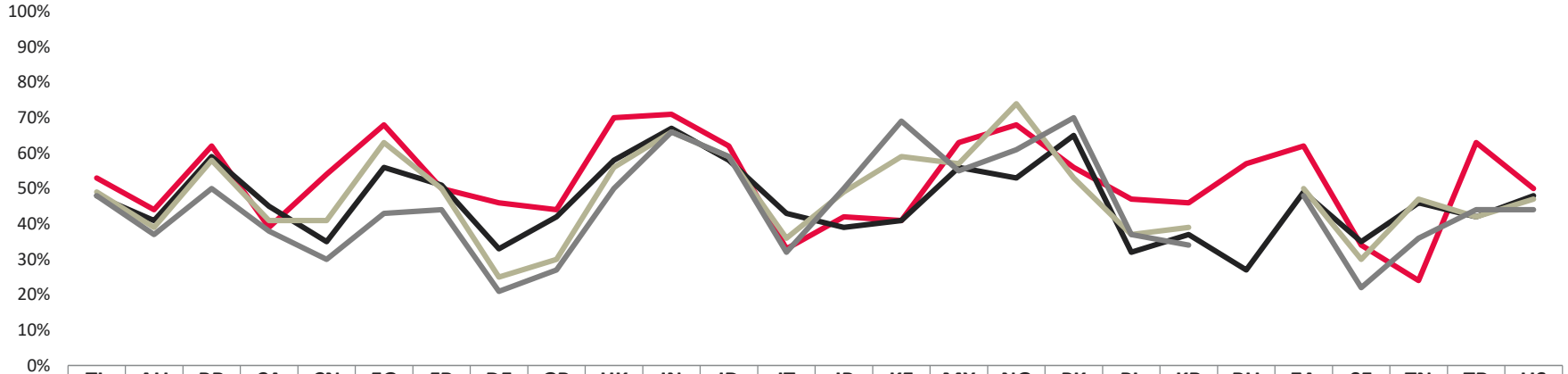


EMPLOYERS

There has been a significant increase (+5 pts) in the incidence of global citizens who are concerned about their employer jeopardizing their online privacy, with the largest increases occurring in Russia (+30), Turkey (+21), and China (+19). Somewhat interestingly, Tunisia (-22) registers a sizeable drop on this metric.

Tracking – [NET] A GREAT DEAL/SOMEWHAT

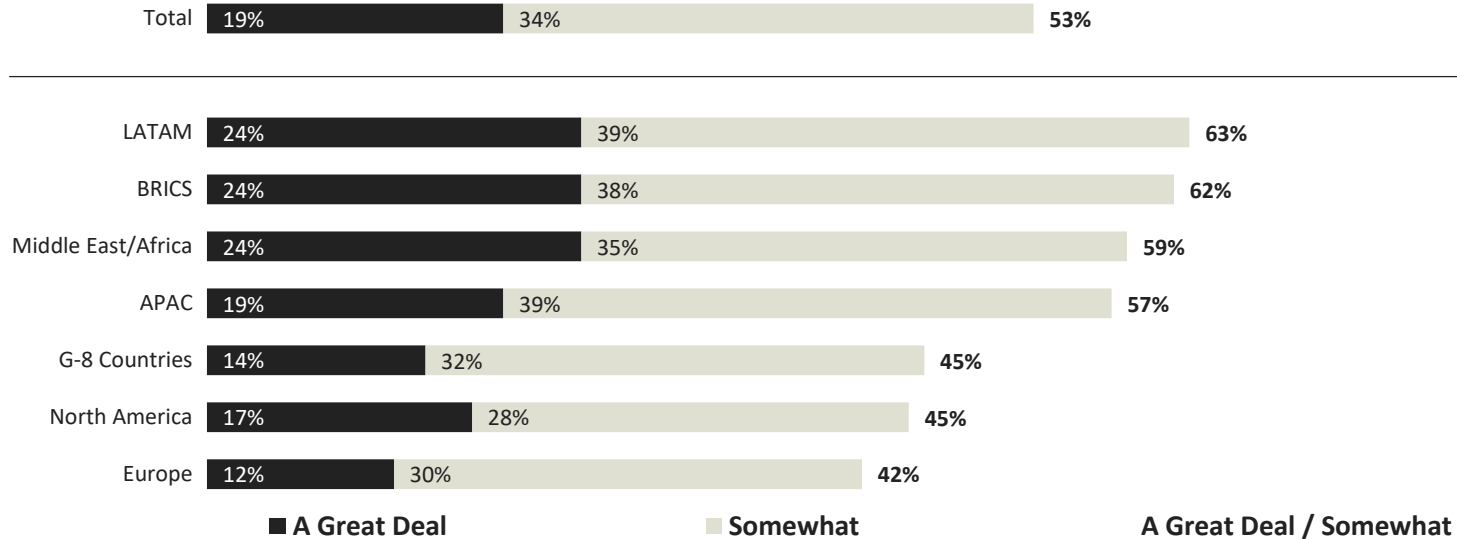
— 2019 — 2018 — 2017 — 2016



	TL	AU	BR	CA	CN	EG	FR	DE	GB	HK	IN	ID	IT	JP	KE	MX	NG	PK	PL	KR	RU	ZA	SE	TN	TR	US
2019	53%	44%	62%	39%	54%	68%	50%	46%	44%	70%	71%	62%	33%	42%	41%	63%	68%	56%	47%	46%	57%	62%	34%	24%	63%	50%
2018	48%	41%	59%	45%	35%	56%	51%	33%	42%	58%	67%	58%	43%	39%	41%	56%	53%	65%	32%	37%	27%	49%	35%	46%	42%	48%
2017	49%	39%	58%	41%	41%	63%	50%	25%	30%	56%	66%	59%	36%	49%	59%	57%	74%	53%	37%	39%	n/a	50%	30%	47%	42%	47%
2016	48%	37%	50%	38%	30%	43%	44%	21%	27%	50%	66%	59%	32%	50%	69%	55%	61%	70%	37%	34%	n/a	48%	22%	36%	44%	44%

EMPLOYERS

Online privacy concerns as they relate to employers tend to be much higher in developing economies.

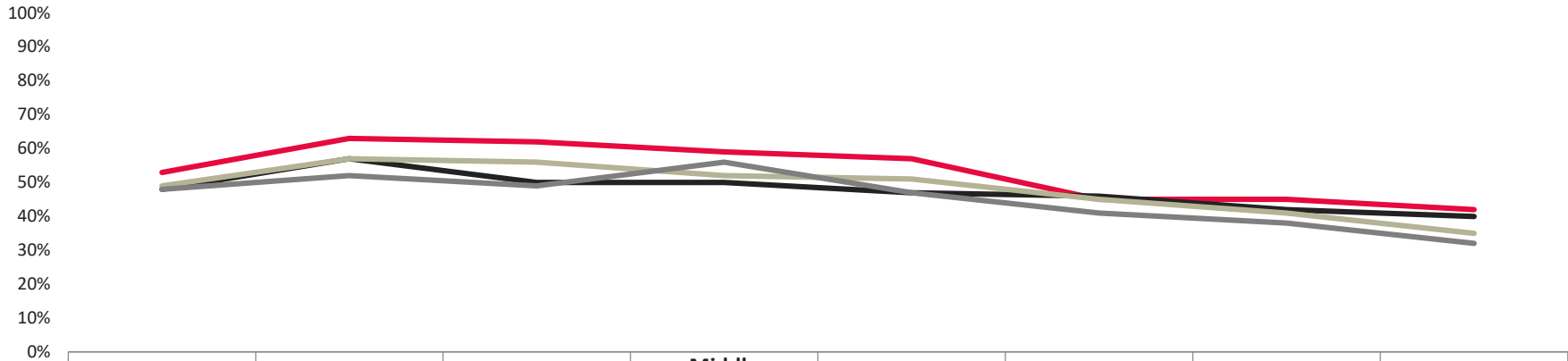


EMPLOYERS

Across all regions, save for North America, there has been an increase in the proportion who assign at least some blame to their employer, for increasing their online privacy concerns. The greatest shifts in opinion are in BRICS (+12 pts), APAC (+10), the Middle East & Africa (+9).

Tracking – [NET] A GREAT DEAL / SOMEWHAT

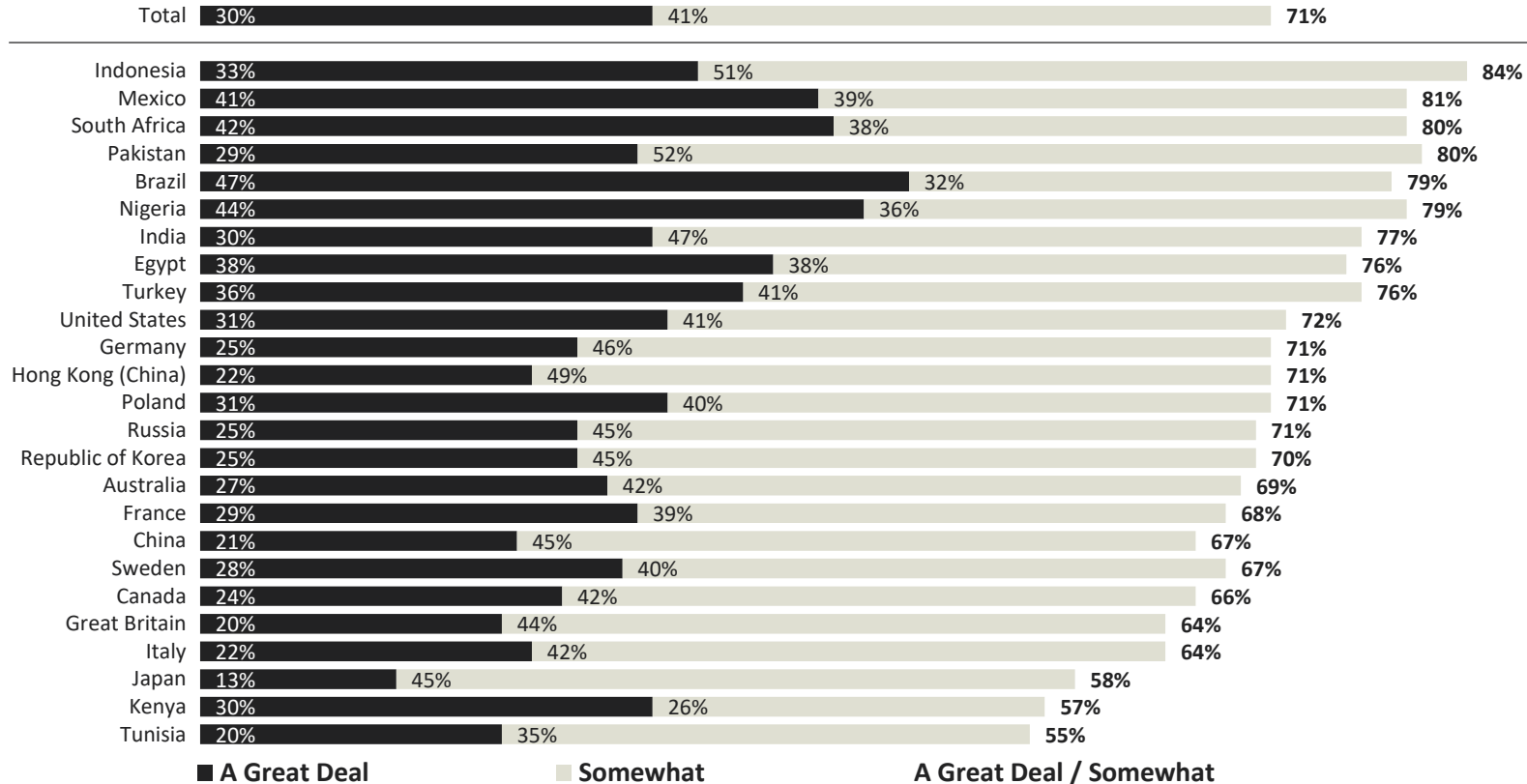
— 2019 — 2018 — 2017 — 2016



	Total	LATAM	BRICS	Middle East/Africa	APAC	North America	G-8 Countries	Europe
2019	53%	63%	62%	59%	57%	45%	45%	42%
2018	48%	57%	50%	50%	47%	46%	42%	40%
2017	49%	57%	56%	52%	51%	45%	41%	35%
2016	48%	52%	49%	56%	47%	41%	38%	32%

OTHER INTERNET USERS

Seven in ten (71%) global citizens think that other Internet users are contributing sources when it comes to their growing online privacy concerns, with highs of 84% in Indonesia and lows of 55% in Tunisia.

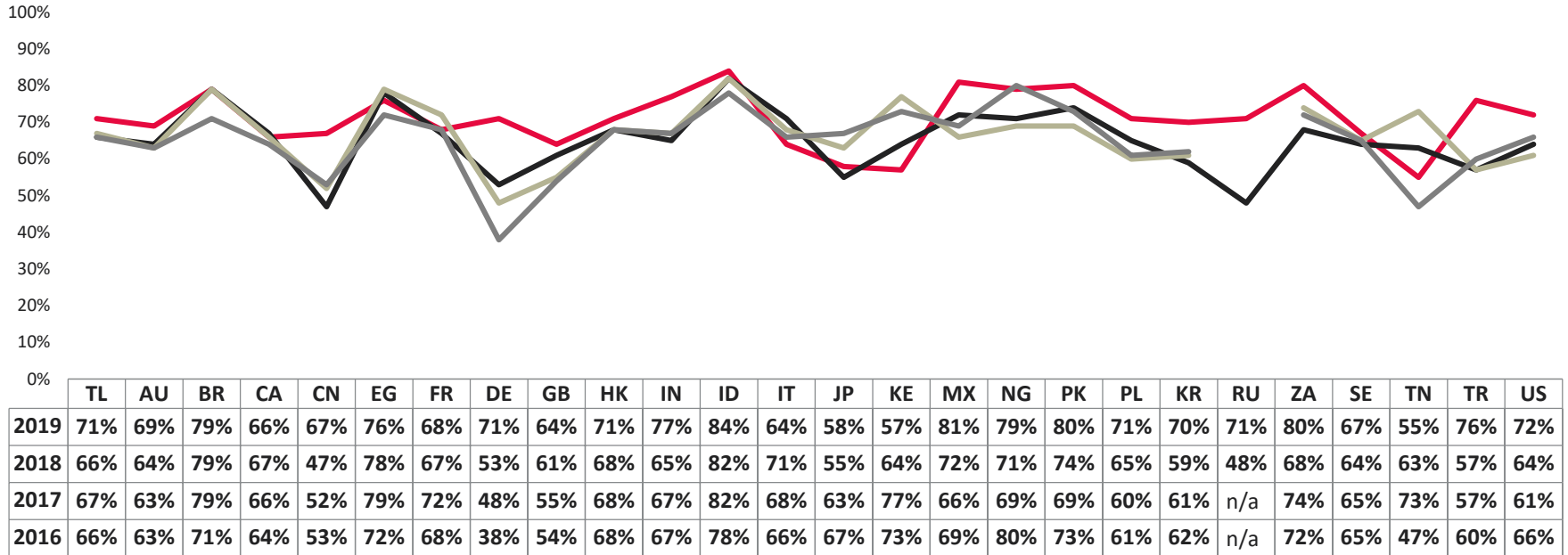


OTHER INTERNET USERS

On balance, there has been a significant increase in the proportion of global citizens who view other Internet users as contributors (+5 pts), led by citizens living in Russia (+23), China (+20), Turkey (+19) & Germany (+18).

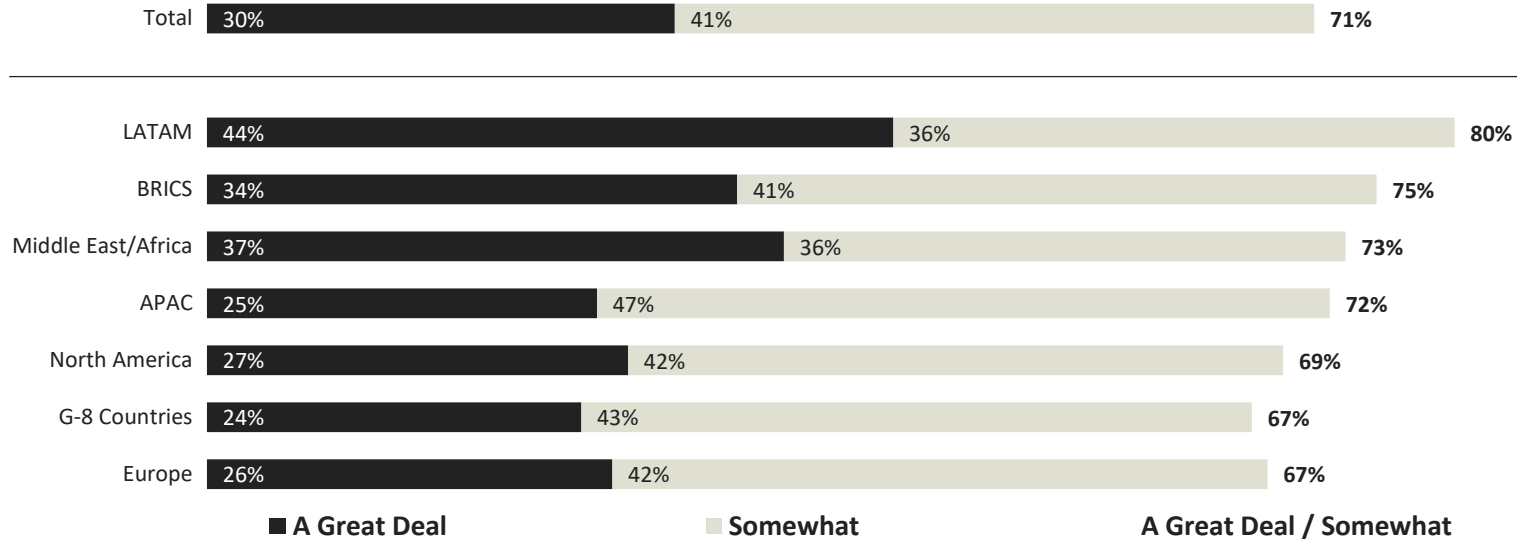
Tracking – [NET] A GREAT DEAL/SOMEWHAT

— 2019 — 2018 — 2017 — 2016



OTHER INTERNET USERS

Citizens living in developing economies tend to be more inclined to think that other Internet users are contributing to their online privacy concerns.

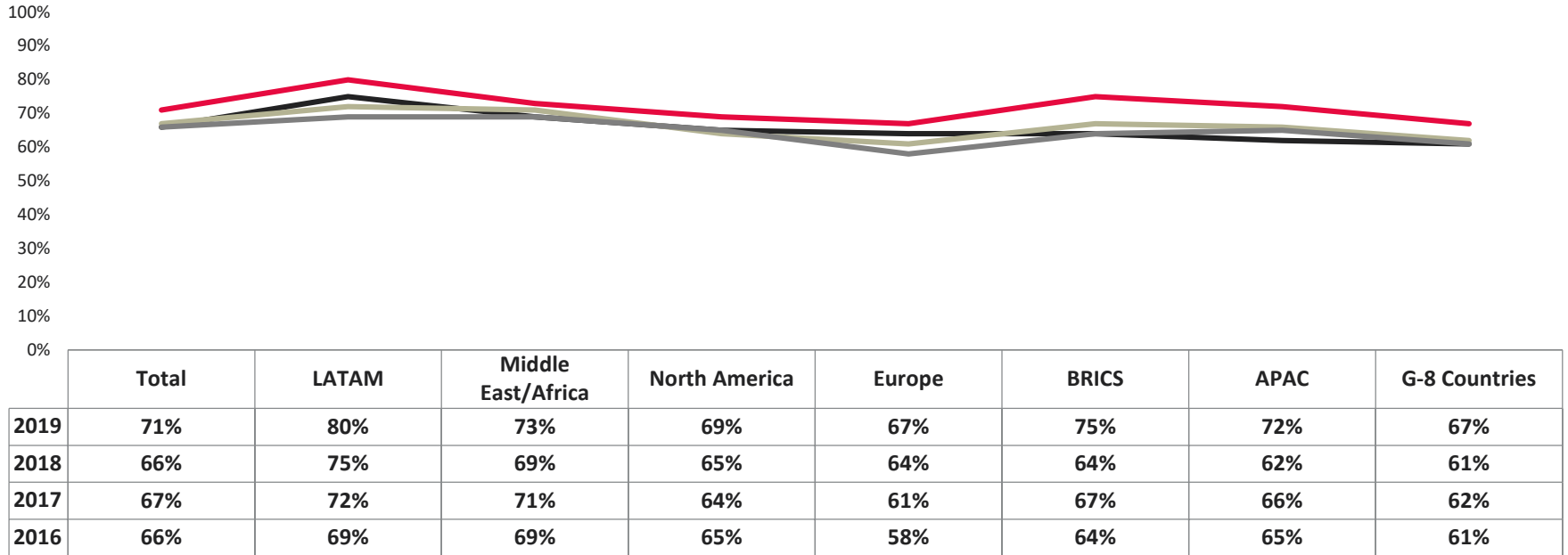


OTHER INTERNET USERS

Across all regions, a higher proportion thinks that other Internet users contribute to online privacy concerns, compared to a year ago, with the largest increases occurring in the BRICS (+11 pts) & APAC (+10) economies.

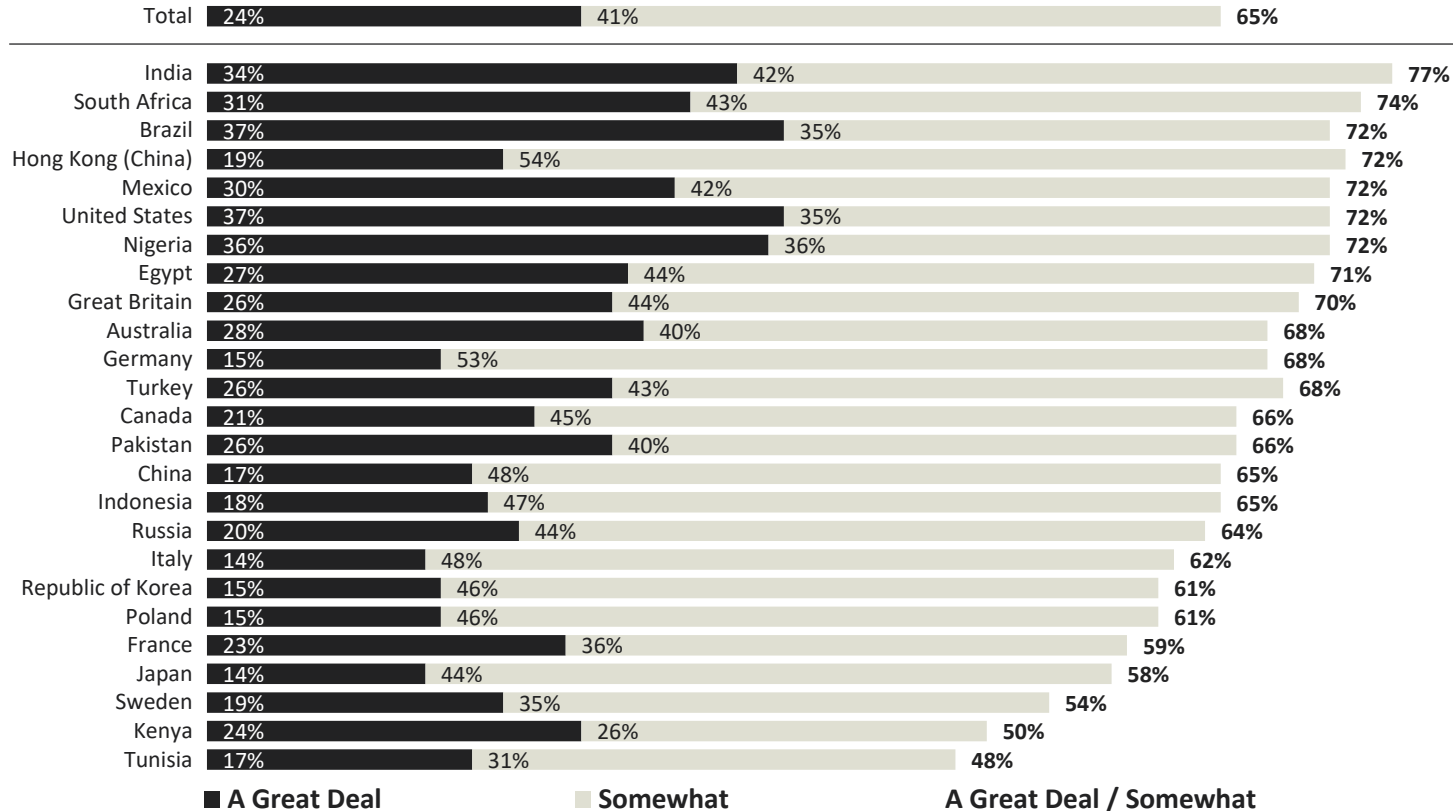
Tracking – [NET] A GREAT DEAL / SOMEWHAT

— 2019 — 2018 — 2017 — 2016



COMPANIES IN GENERAL

Two-thirds (65%) of global citizens think that private companies are at least *somewhat responsible* for their online privacy concerns. Aside from Tunisia & Kenya, however, majorities in all economies feel this way.

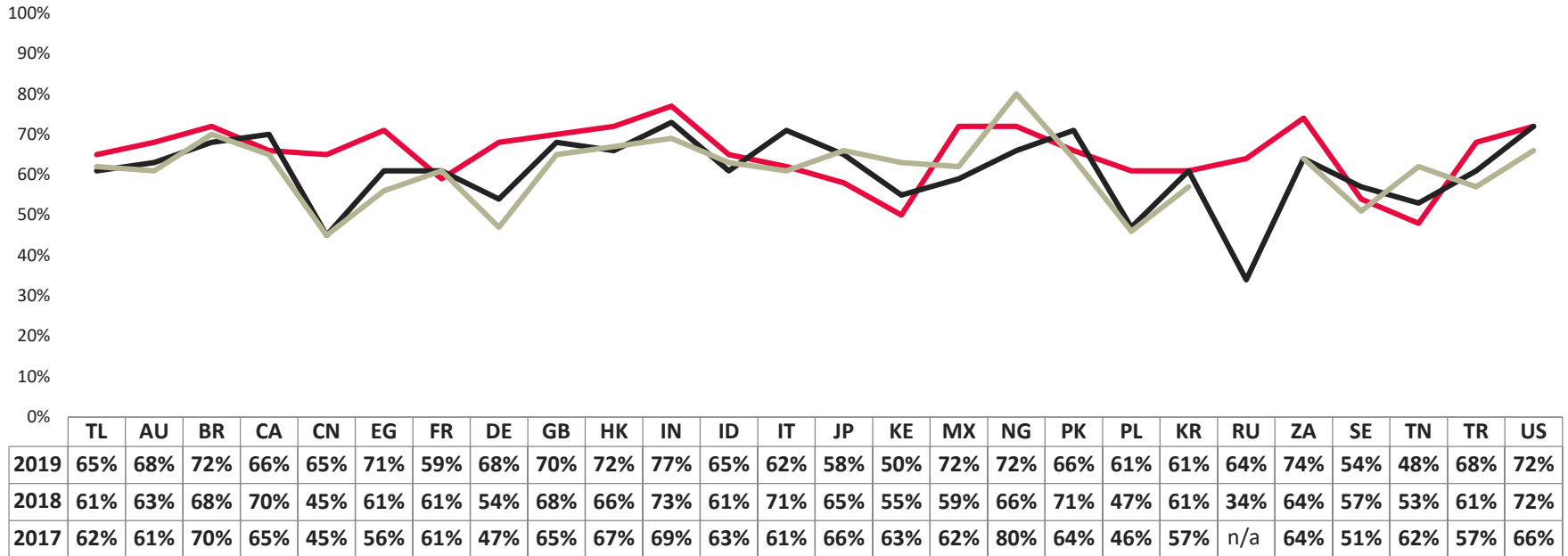


COMPANIES IN GENERAL

Over the past year, there has been an increase (+4 pts) in the proportion of global citizens who think that private companies are contributors, a figure which is largely driven by those living in Russia (+30) & China (+20).

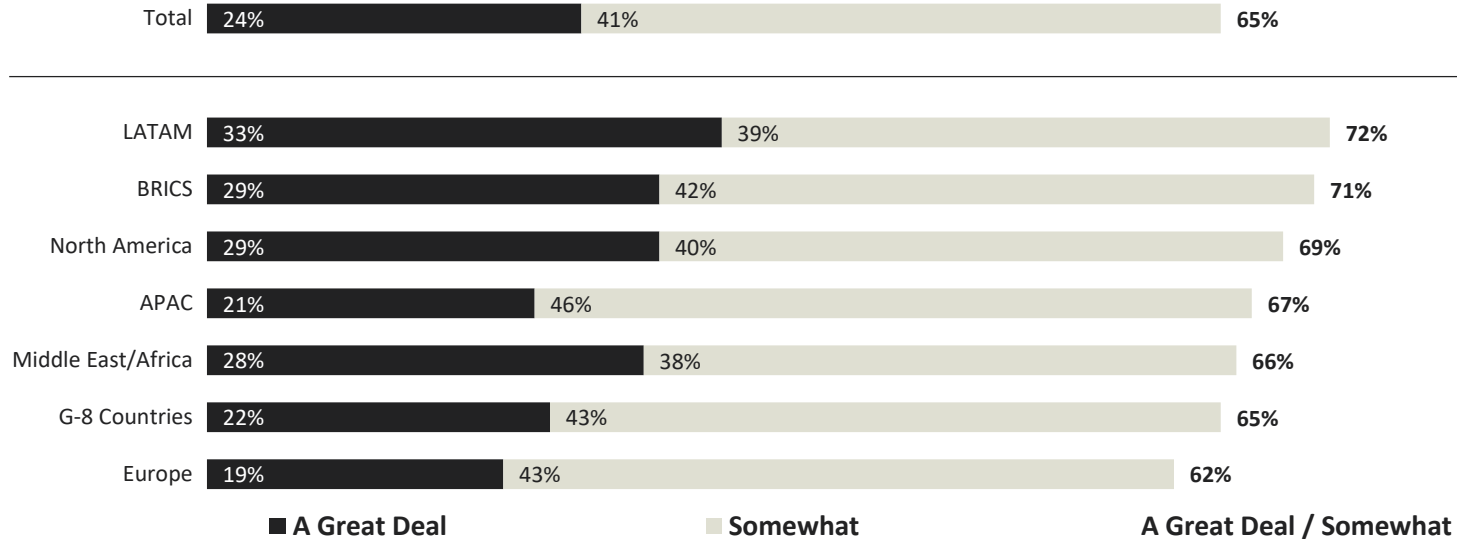
Tracking – [NET] A GREAT DEAL/SOMEWHAT

— 2019 — 2018 — 2017



COMPANIES IN GENERAL

Regionally, there is limited variation, with most assigning at least some responsibility to companies in general in each of the regional economies surveyed.

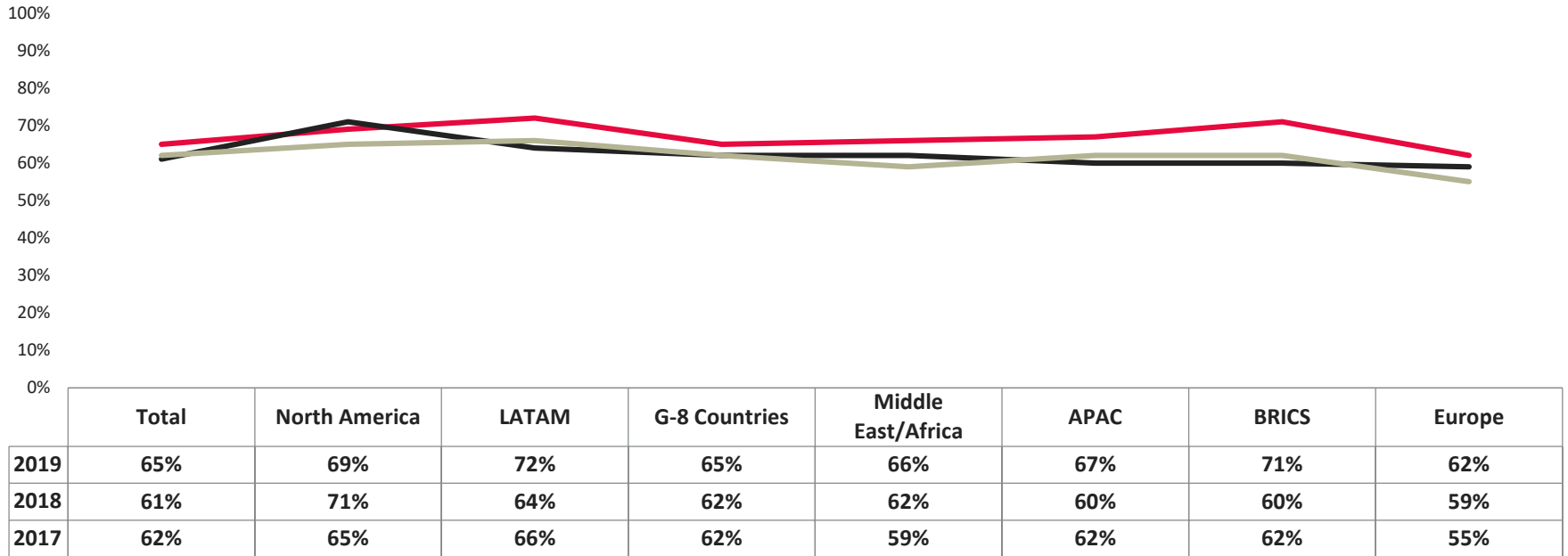


COMPANIES IN GENERAL

Since 2018, the proportion who view companies as being at least partially responsible has increased in all regions, save for North America (-2 pts), with the BRICS economies registering the largest increase (+11), over the previous wave.

Tracking – [NET] A GREAT DEAL / SOMEWHAT

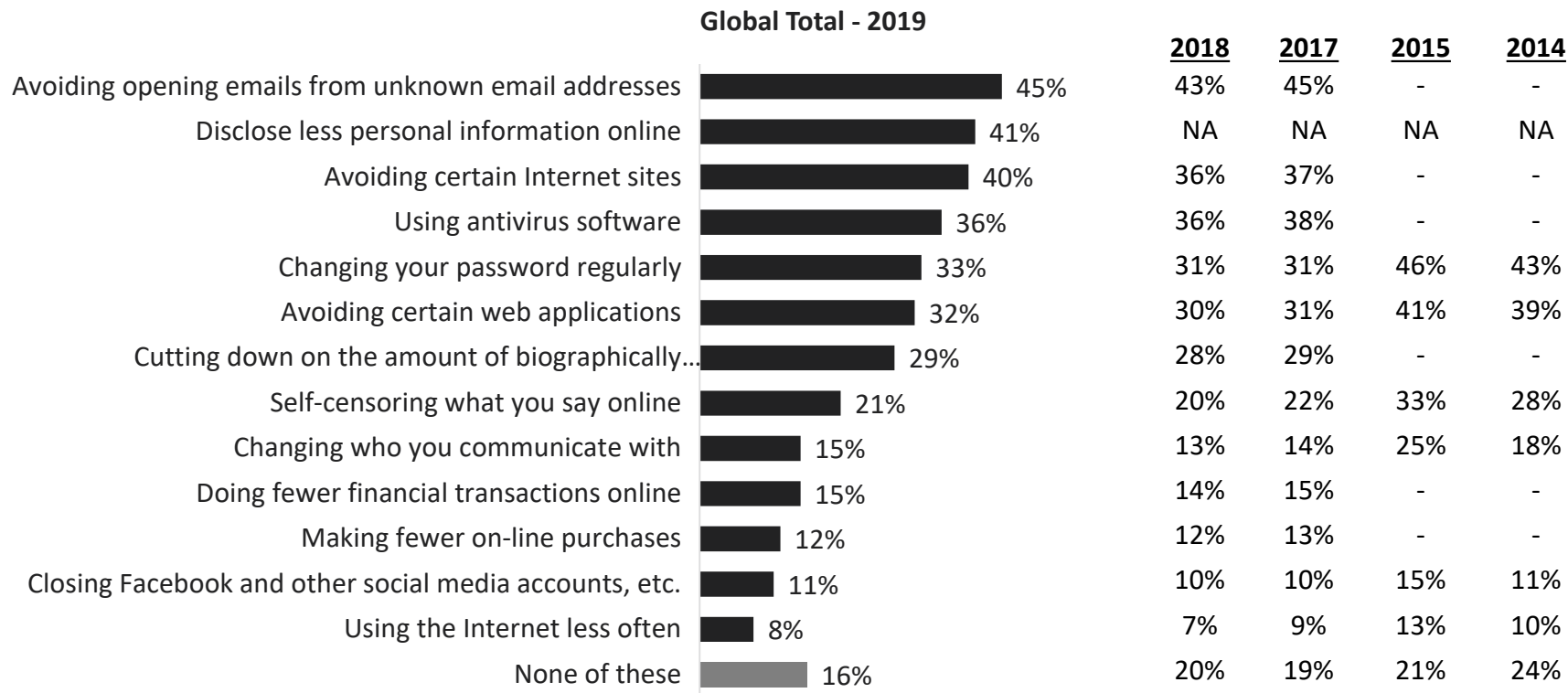
— 2019 — 2018 — 2017





ONLINE BEHAVIOUR CHANGES

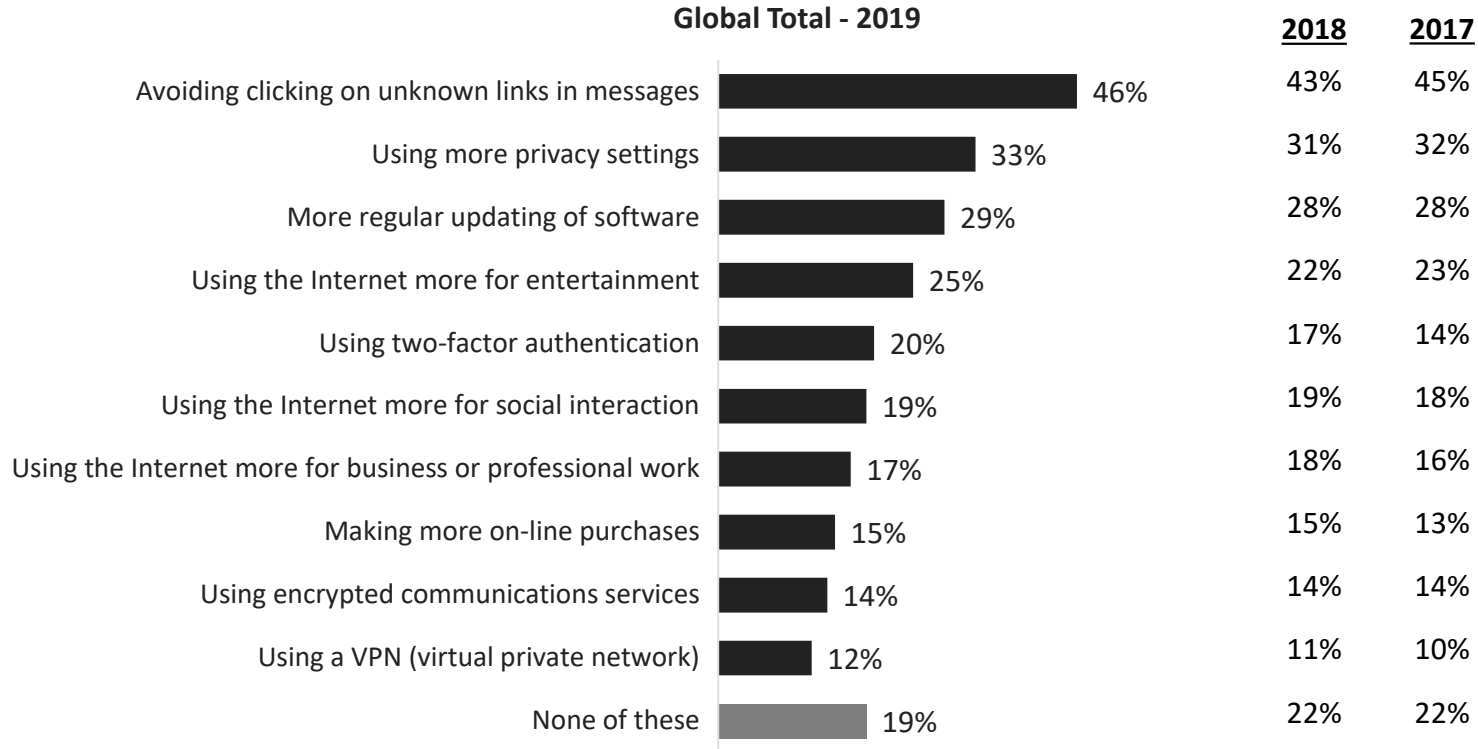
Global citizens are a little more likely to have taken most protective actions, over the past year, save for making fewer online purchases.



Behavioural changes tend to be more pronounced in the developing economies of the world.

	REGIONS							
	Total	North America	LATAM	Europe	APAC	G-8 Countries	BRICS	Middle East/Africa
Base: All Respondents	n=25229	n=2001	n=2176	n=6009	n=8011	n=8009	n=5169	n=6017
Avoiding opening emails from unknown email addresses	45%	49%	47%	43%	46%	44%	50%	40%
Disclose less personal information online	41%	39%	47%	34%	41%	34%	46%	41%
Avoiding certain Internet sites	40%	39%	52%	34%	37%	34%	48%	38%
Using antivirus software	36%	36%	47%	31%	39%	32%	48%	30%
Changing your password regularly	33%	32%	37%	26%	33%	26%	39%	35%
Avoiding certain web applications	32%	29%	40%	26%	31%	25%	41%	31%
Cutting down on the amount of biographically accurate information you divulge online	29%	26%	36%	23%	30%	23%	31%	24%
Self-censoring what you say online	21%	26%	20%	14%	22%	17%	25%	25%
Changing who you communicate with	15%	15%	15%	8%	15%	10%	21%	17%
Doing fewer financial transactions online	15%	13%	21%	9%	14%	10%	19%	16%
Making fewer on-line purchases	12%	10%	15%	9%	11%	9%	16%	13%
Closing Facebook and other social media accounts, etc.	11%	12%	11%	8%	11%	9%	14%	12%
Using the Internet less often	8%	6%	8%	5%	6%	5%	8%	10%
None of these	16%	22%	7%	25%	15%	26%	8%	10%

Consistent with the previous wave, avoiding clicking on unknown links & using more privacy settings continue to be the most frequently cited protective online behaviours by global citizens (and growing), when asked to describe how they have changed their online behaviours, over the past year. Two-factor authentication (20%) has grown the most since 2017.



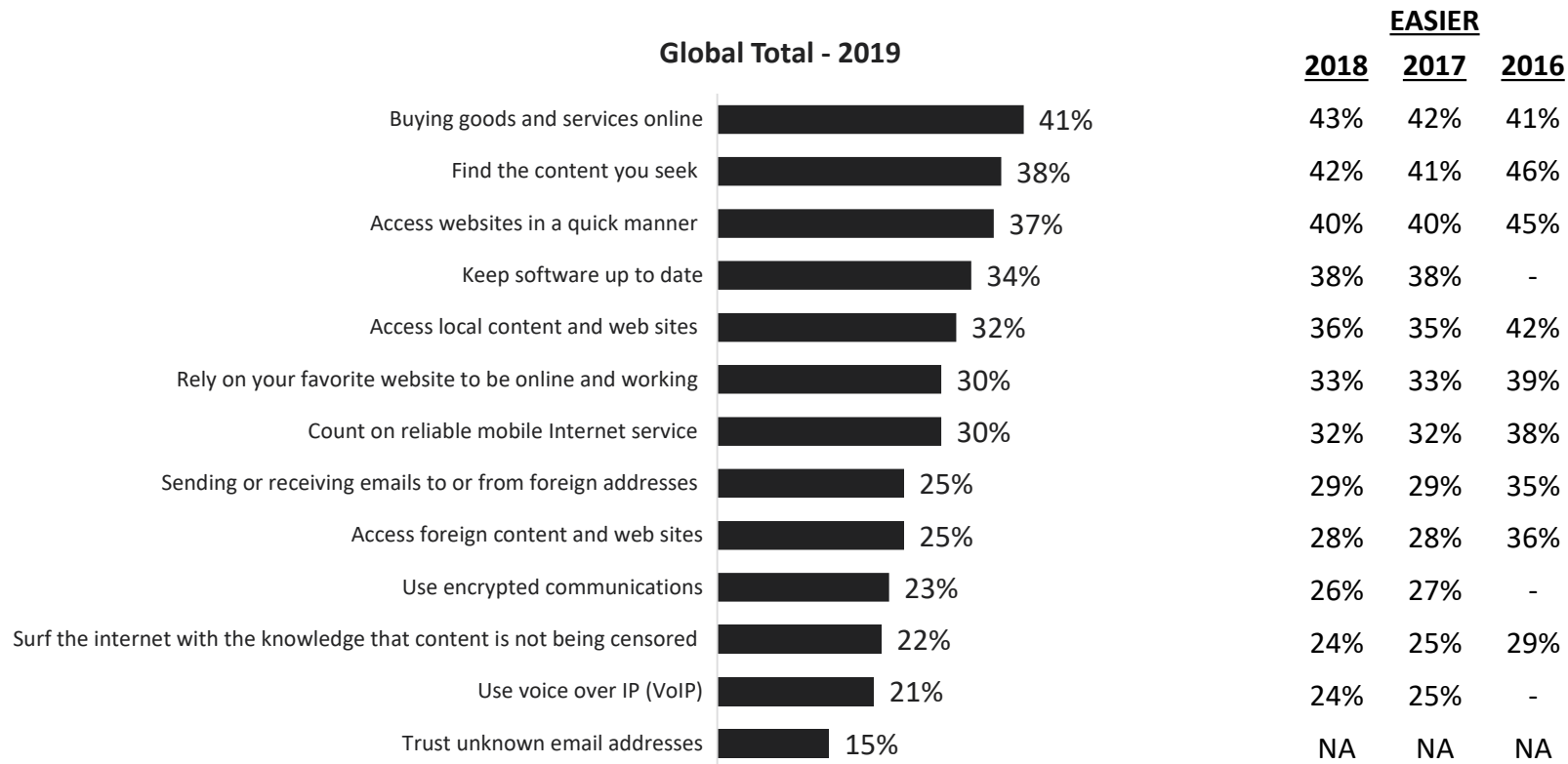
Those living in the BRICS economies are more likely to indicate that they are changing their behaviours in most of the below ways.

	REGIONS							
	Total	North America	LATAM	Europe	APAC	G-8 Countries	BRICS	Middle East/Africa
Base: All Respondents	n=25229	n=2001	n=2176	n=6009	n=8011	n=8009	n=5169	n=6017
Avoiding clicking on unknown links in messages	46%	47%	55%	42%	48%	43%	56%	42%
Using more privacy settings	33%	32%	34%	24%	34%	24%	41%	37%
More regular updating of software	29%	24%	31%	26%	29%	24%	35%	27%
Using the Internet more for entertainment	25%	21%	33%	17%	22%	17%	30%	27%
Using two-factor authentication	20%	23%	20%	14%	27%	16%	28%	17%
Using the Internet more for social interaction	19%	11%	21%	9%	17%	10%	24%	23%
Using the Internet more for business or professional work	17%	10%	20%	9%	19%	10%	26%	19%
Making more on-line purchases	15%	14%	18%	14%	19%	14%	21%	10%
Using encrypted communications services	14%	8%	17%	9%	18%	8%	22%	15%
Using a VPN (virtual private network)	12%	10%	13%	10%	14%	9%	18%	12%
None of these	19%	26%	8%	28%	17%	31%	9%	18%



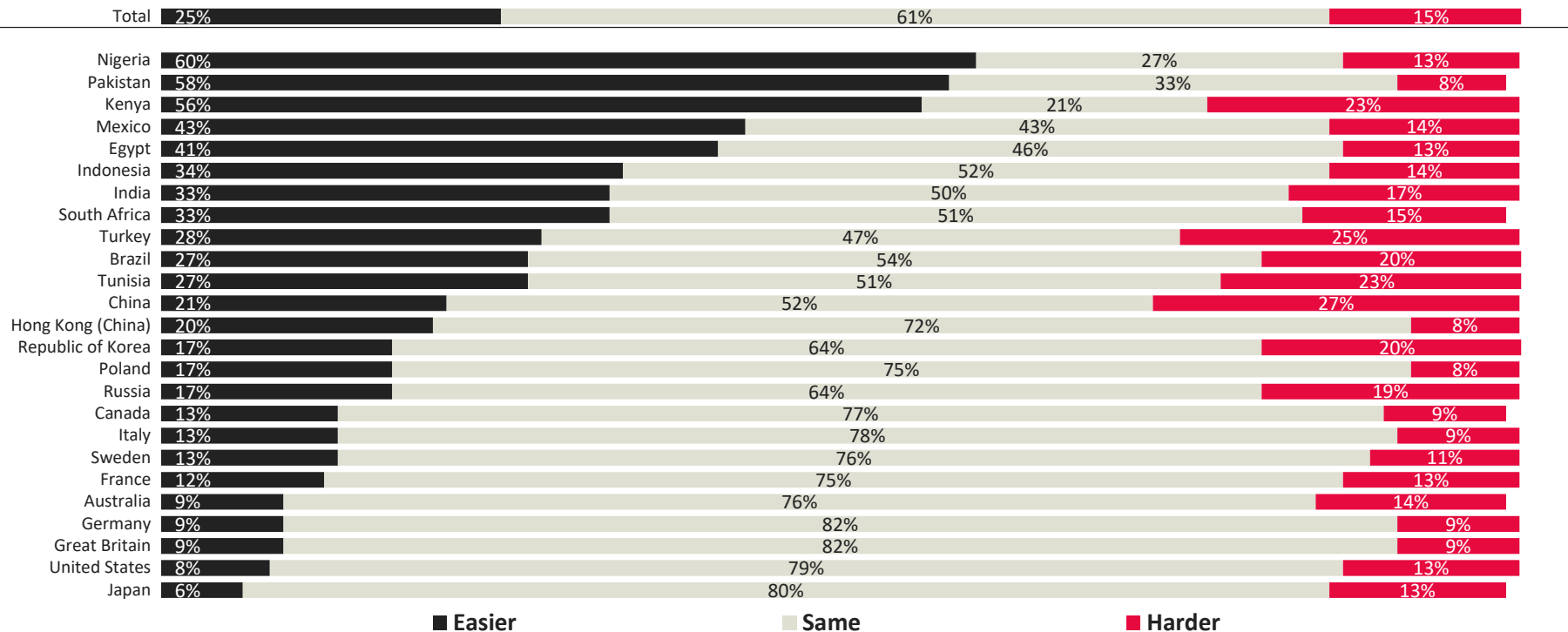
INTERNET ACCESS VS. ONE YEAR AGO

Overall, fewer global citizens indicate that it has become *easier* for them to do each of the below activities on the Internet, compared to a year ago, and the longer-term trend appears downwards. For example, only 32% say it's easier to access local content and website than a year ago – down 10 points since 2016.



ACCESS FOREIGN CONTENT AND WEB SITES

The vast majority (86%) of global citizens think that it is *easier* (25%) or about *as easy* (61%) to access foreign content online, compared to a year ago. Despite this, a greater proportion in the US, China, Japan, Australia, the Republic of Korea, Russia & France actually think that accessing such content has become *harder* instead of *easier*.

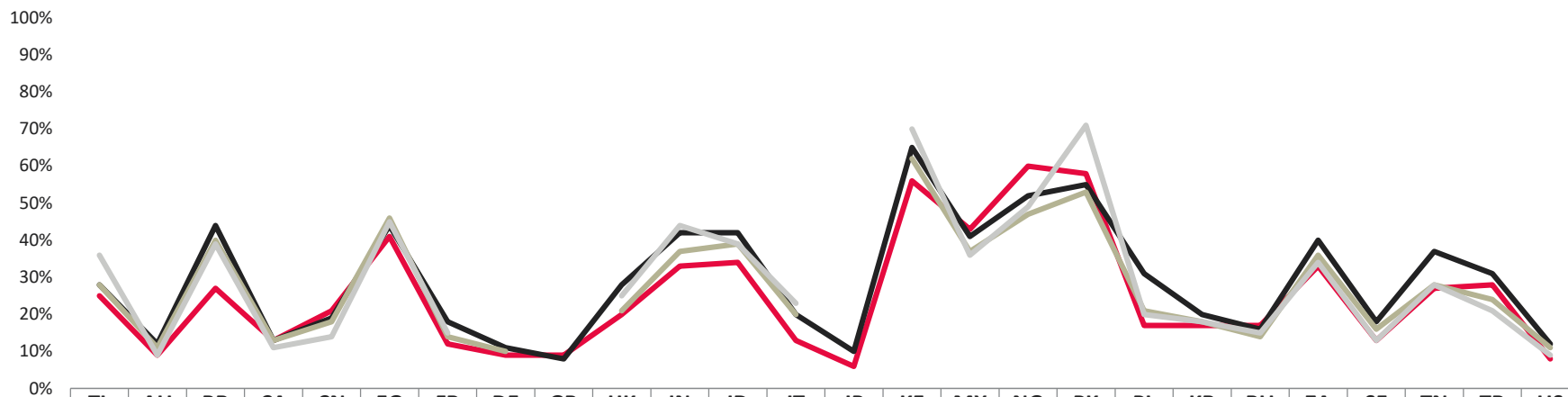


ACCESS FOREIGN CONTENT AND WEB SITES

Global citizens are less likely to perceive foreign content as being *easier* to access (-3 pts since 2018 and -11 since 2016).

Tracking – EASIER

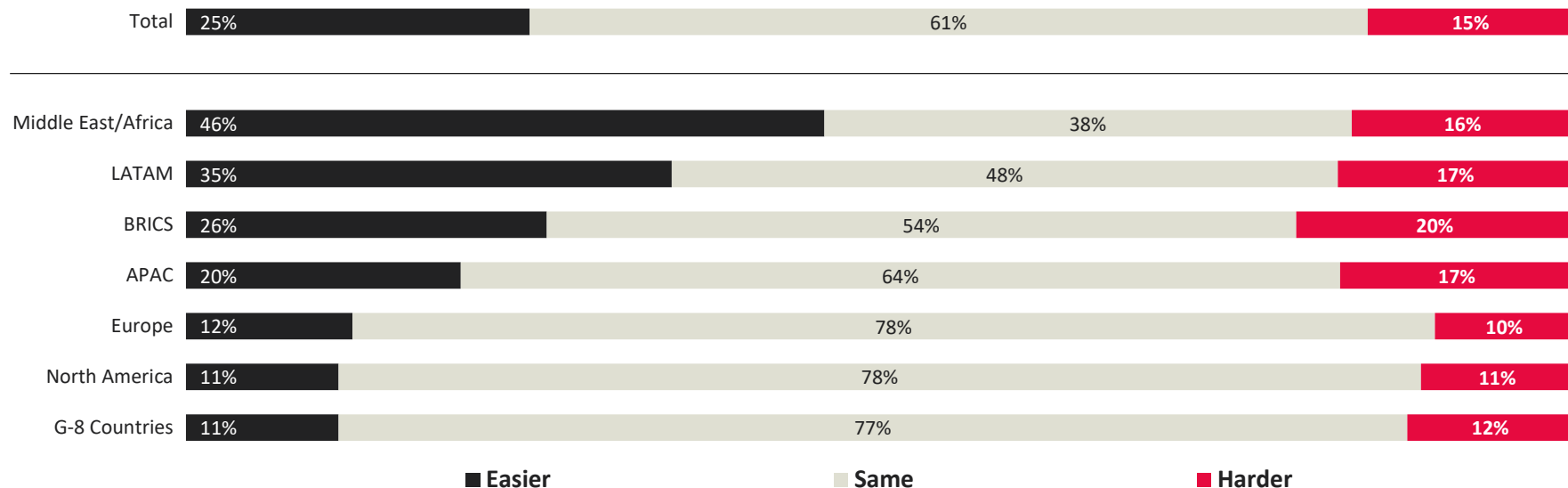
— 2019 — 2018 — 2017 — 2016



	TL	AU	BR	CA	CN	EG	FR	DE	GB	HK	IN	ID	IT	JP	KE	MX	NG	PK	PL	KR	RU	ZA	SE	TN	TR	US
2019	25%	9%	27%	13%	21%	41%	12%	9%	9%	20%	33%	34%	13%	6%	56%	43%	60%	58%	17%	17%	17%	33%	13%	27%	28%	8%
2018	28%	12%	44%	13%	19%	44%	18%	11%	8%	28%	42%	42%	20%	10%	65%	41%	52%	55%	31%	20%	16%	40%	18%	37%	31%	12%
2017	28%	11%	40%	13%	18%	46%	14%	10%	n/a	21%	37%	39%	20%	n/a	62%	37%	47%	53%	21%	18%	14%	36%	16%	28%	24%	11%
2016	36%	9%	39%	11%	14%	45%	15%	n/a	n/a	25%	44%	39%	23%	n/a	70%	36%	49%	71%	20%	18%	15%	34%	13%	28%	21%	9%

ACCESS FOREIGN CONTENT AND WEB SITES

Citizens in the Middle East & Africa are over four times more likely, compared to those in Europe, North America & the G-8 to think that it is *easier* to access foreign content & websites, compared to a year ago. This is perhaps not surprising, given growing internet penetration rates in those markets.

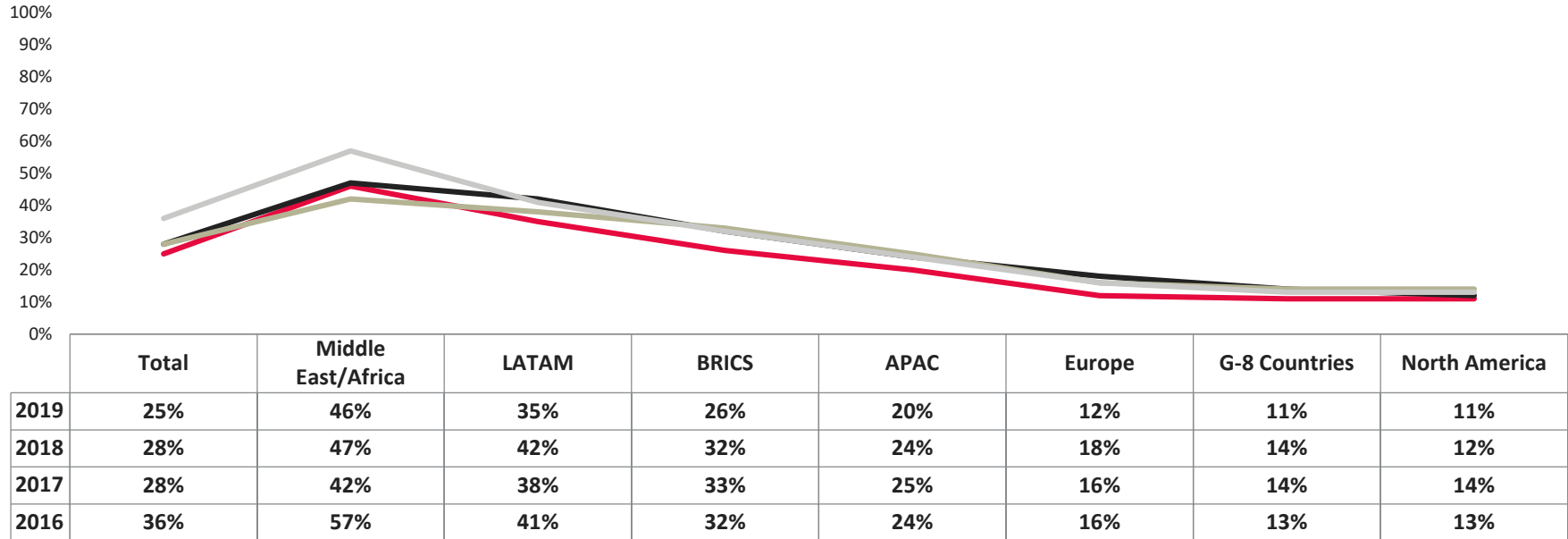


ACCESS FOREIGN CONTENT AND WEB SITES

Across all regions, scores are down (-3 since 2018, -11 since 2016), with the most substantial drops since last year occurring in LATAM (-7 pts), BRICS (-6) & Europe (-6). This is due to more citizens feeling as though ease of access is about the *same*.

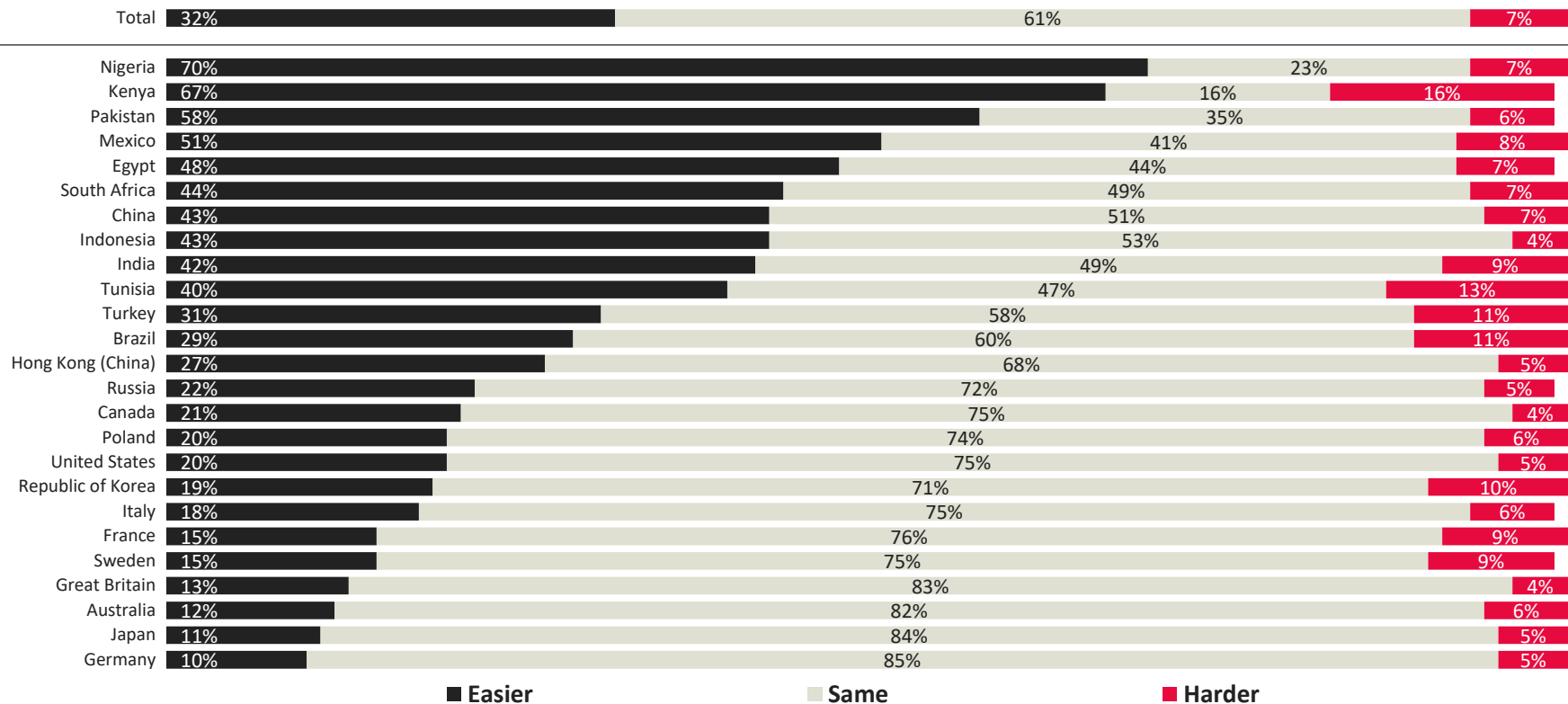
Tracking – EASIER

— 2019 — 2018 — 2017 — 2016



ACCESS LOCAL CONTENT AND WEB SITES

Well over nine in ten (93%) global citizens think that it is *easier* (32%) or about *as easy* (61%) to access local content online, compared to a year ago.

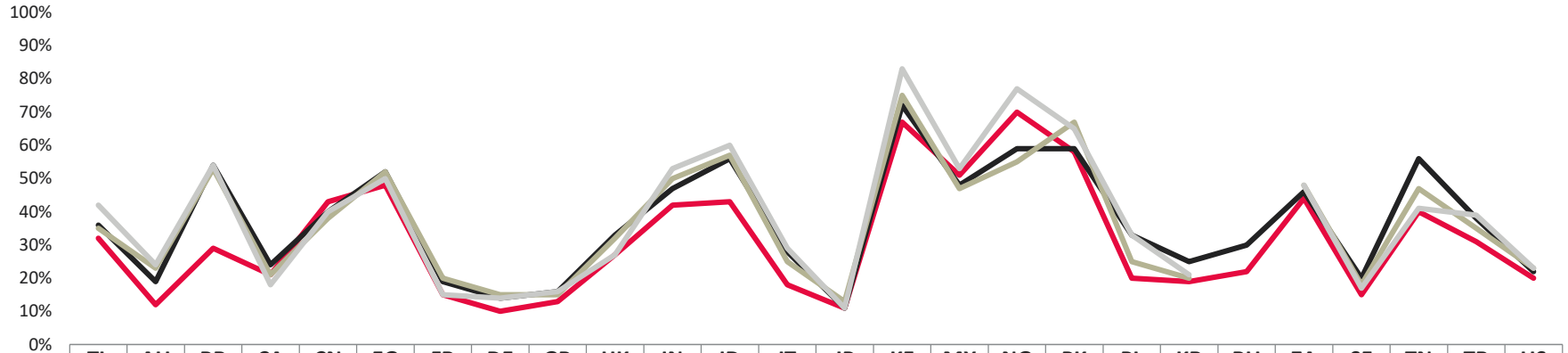


ACCESS LOCAL CONTENT AND WEB SITES

There has been a drop since last year (-4 pts) in the share of global citizens who think that local content has become *easier* to access (-10 since 2016), with the steepest wave-over-wave decline occurring in Brazil (-25 pts). This is again, not surprising, as more now rate access as being about the *same*.

Tracking – EASIER

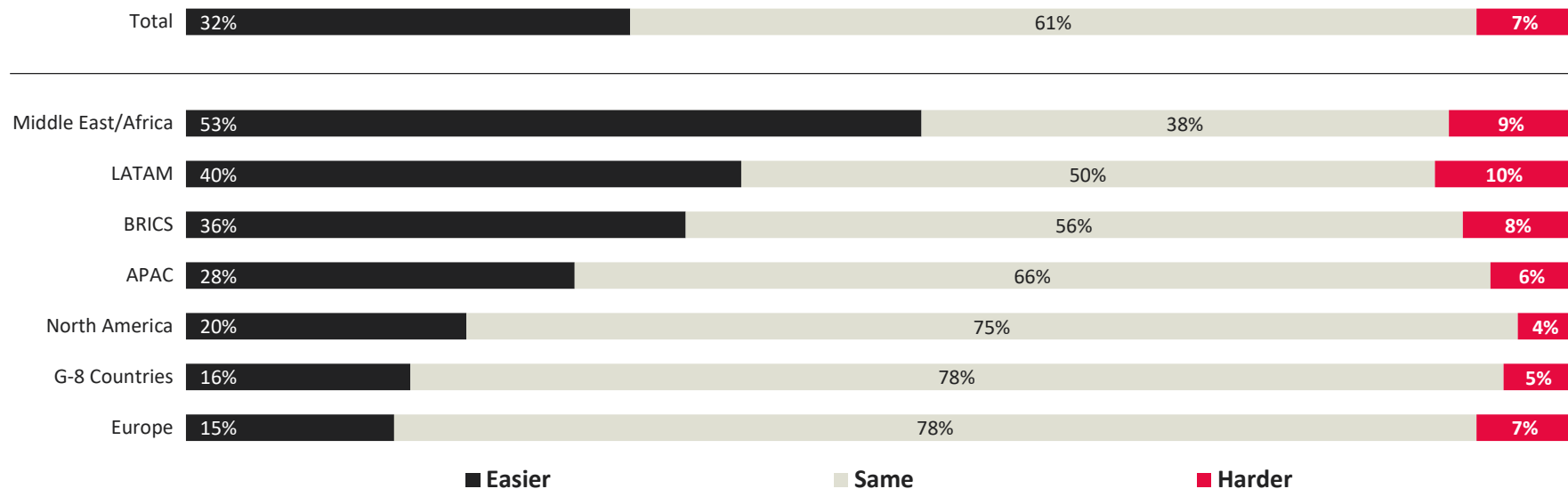
— 2019 — 2018 — 2017 — 2016



	TL	AU	BR	CA	CN	EG	FR	DE	GB	HK	IN	ID	IT	JP	KE	MX	NG	PK	PL	KR	RU	ZA	SE	TN	TR	US
2019	32%	12%	29%	21%	43%	48%	15%	10%	13%	27%	42%	43%	18%	11%	67%	51%	70%	58%	20%	19%	22%	44%	15%	40%	31%	20%
2018	36%	19%	54%	24%	40%	52%	19%	14%	16%	33%	47%	56%	28%	11%	72%	48%	59%	59%	33%	25%	30%	46%	20%	56%	38%	22%
2017	35%	23%	53%	21%	38%	52%	20%	15%	15%	32%	50%	57%	25%	13%	75%	47%	55%	67%	25%	20%	n/a	48%	18%	47%	35%	23%
2016	42%	24%	54%	18%	40%	50%	15%	14%	16%	27%	53%	60%	29%	11%	83%	53%	77%	65%	33%	21%	n/a	48%	17%	41%	39%	23%

ACCESS LOCAL CONTENT AND WEB SITES

Regardless of economy, few think that access to local content & web sites has become more restrictive, over the past year.

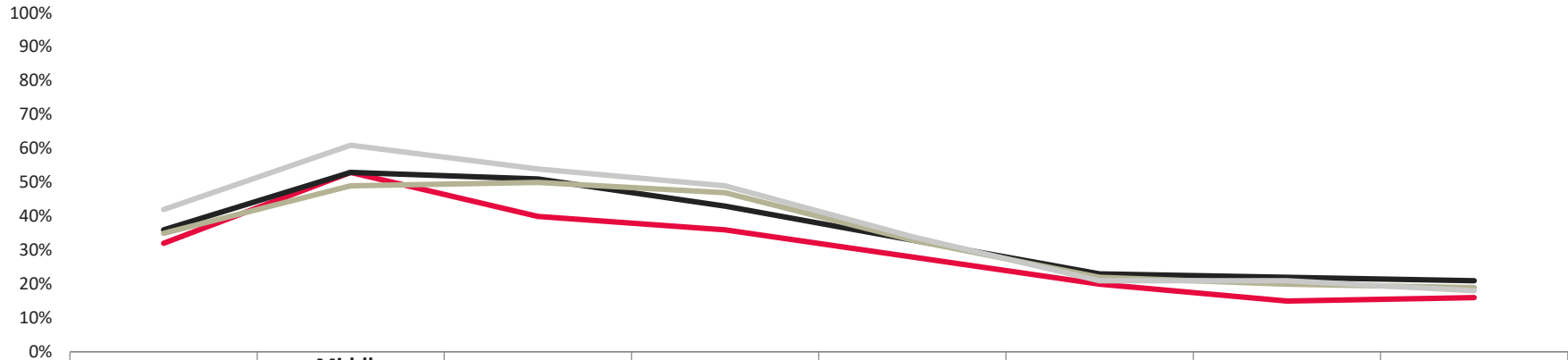


ACCESS LOCAL CONTENT AND WEB SITES

Scores are lower across the board, with LATAM registering the largest drop (-11 pts), wave-over-wave. Again, this has more to do with ease of access stagnating than a perception that it has become more difficult.

Tracking – EASIER

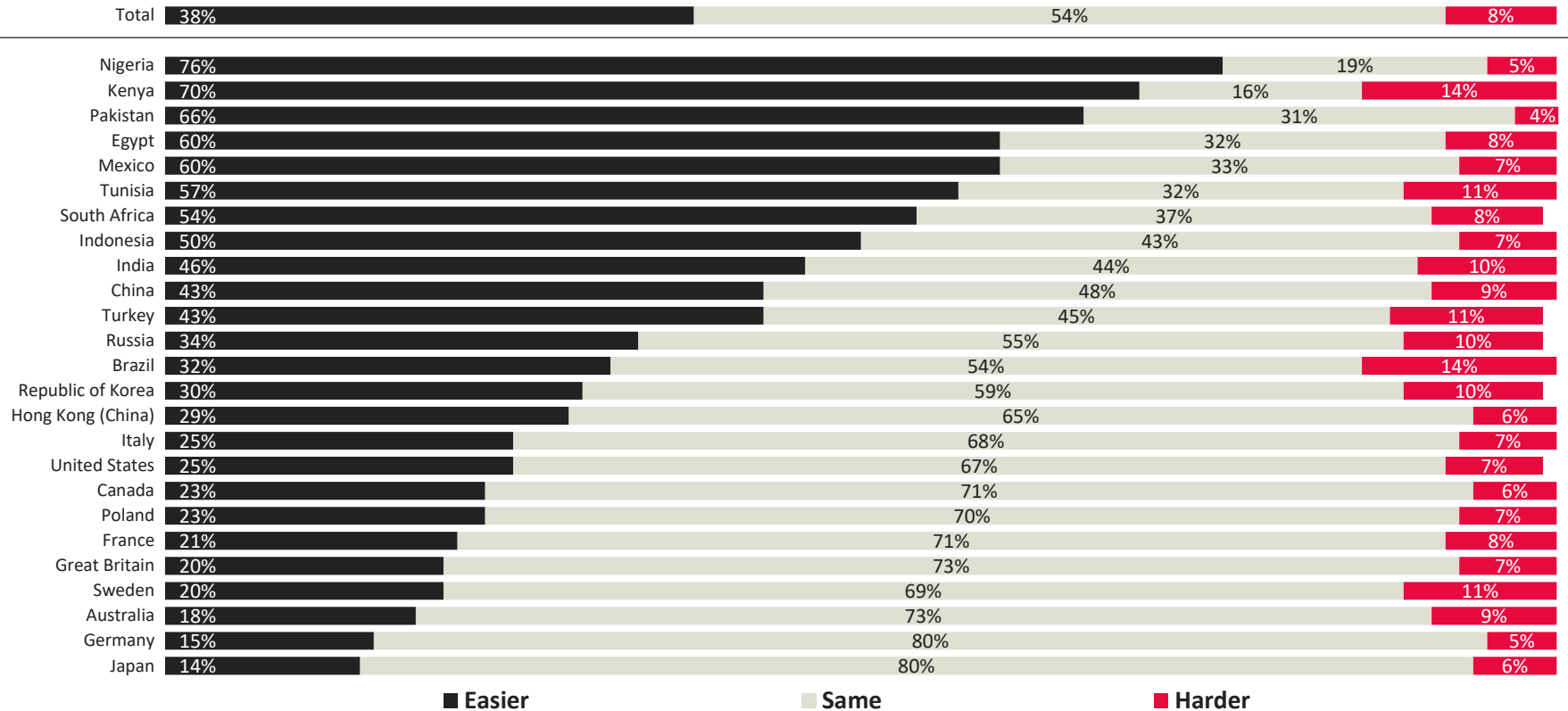
— 2019 — 2018 — 2017 — 2016



	Total	Middle East/Africa	LATAM	BRICS	APAC	North America	Europe	G-8 Countries
2019	32%	53%	40%	36%	28%	20%	15%	16%
2018	36%	53%	51%	43%	33%	23%	22%	21%
2017	35%	49%	50%	47%	33%	22%	20%	19%
2016	42%	61%	54%	49%	34%	21%	21%	18%

FIND THE CONTENT YOU SEEK

Well over nine in ten (92%) global citizens think it is as easy (54%) or *easier* (38%) to find the content they seek, compared to a year ago. Regardless of economy, few perceive this as being *harder* to do, than in 2018.

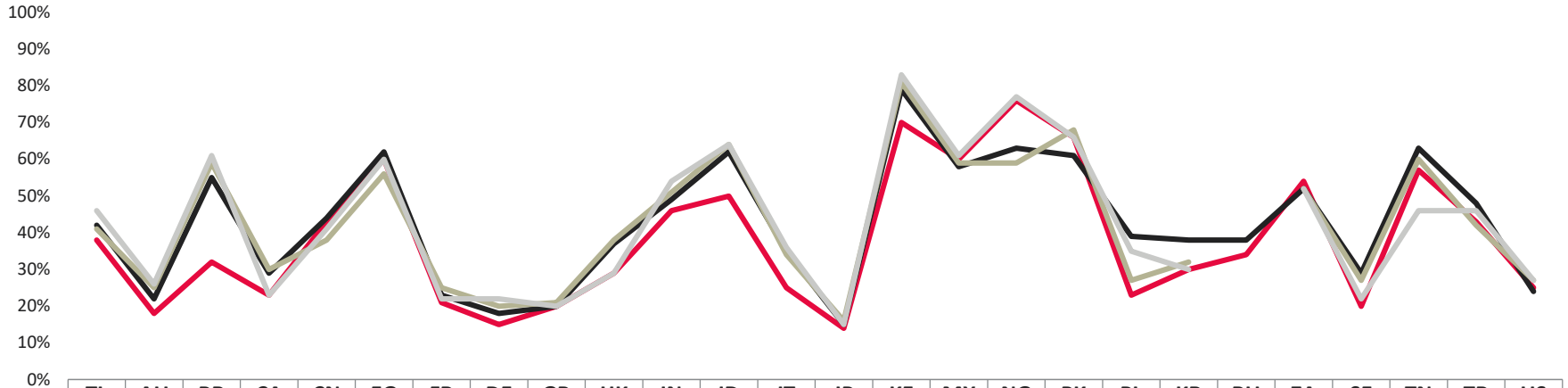


FIND THE CONTENT YOU SEEK

Overall, global citizens are less likely to indicate that it is easier to find the content they seek (-4 since 2018, -8 since 2016), compared to the previous wave, as more now rate it about the *same*, a figure which is consistent with recent trends.

Tracking – EASIER

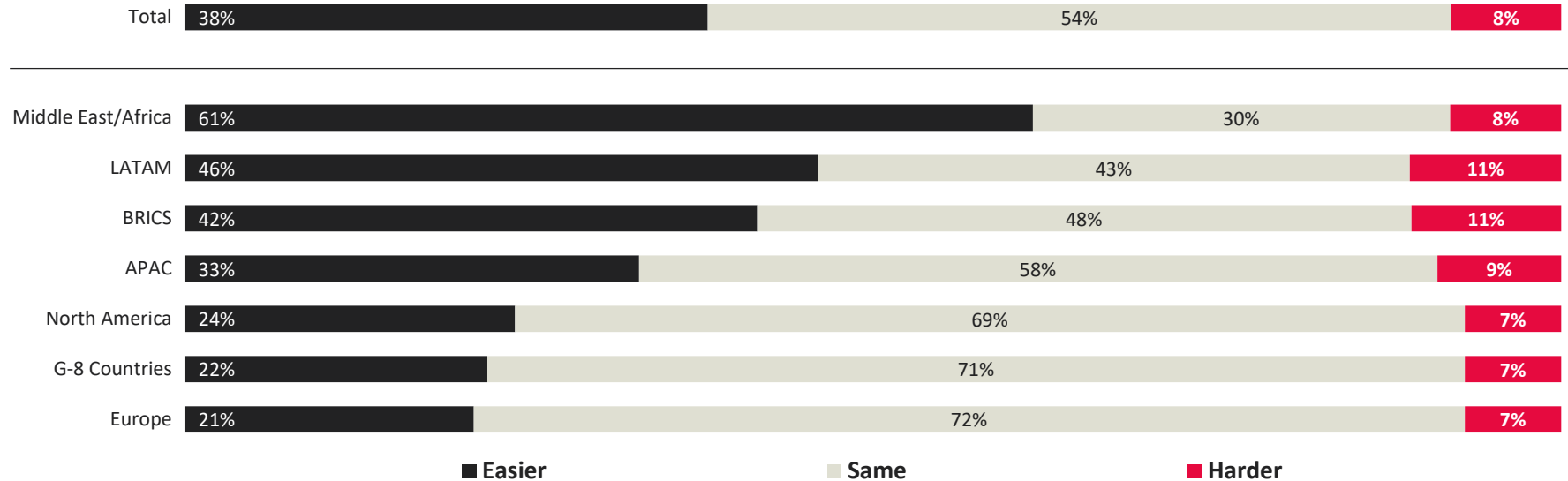
— 2019 — 2018 — 2017 — 2016



	TL	AU	BR	CA	CN	EG	FR	DE	GB	HK	IN	ID	IT	JP	KE	MX	NG	PK	PL	KR	RU	ZA	SE	TN	TR	US
2019	38%	18%	32%	23%	43%	60%	21%	15%	20%	29%	46%	50%	25%	14%	70%	60%	76%	66%	23%	30%	34%	54%	20%	57%	43%	25%
2018	42%	22%	55%	29%	44%	62%	23%	18%	20%	37%	49%	62%	35%	15%	79%	58%	63%	61%	39%	38%	38%	52%	29%	63%	48%	24%
2017	41%	25%	59%	30%	38%	56%	25%	20%	21%	38%	51%	64%	34%	16%	81%	59%	59%	68%	27%	32%	n/a	52%	27%	60%	42%	27%
2016	46%	26%	61%	23%	41%	60%	22%	22%	20%	29%	54%	64%	36%	15%	83%	61%	77%	66%	35%	30%	n/a	52%	22%	46%	46%	27%

FIND THE CONTENT YOU SEEK

Citizens living in developing economies tend to think that it is *easier* to find the content they seek, compared to a year ago. On the other hand, those living in more developed economies mostly rate this as being unchanged.

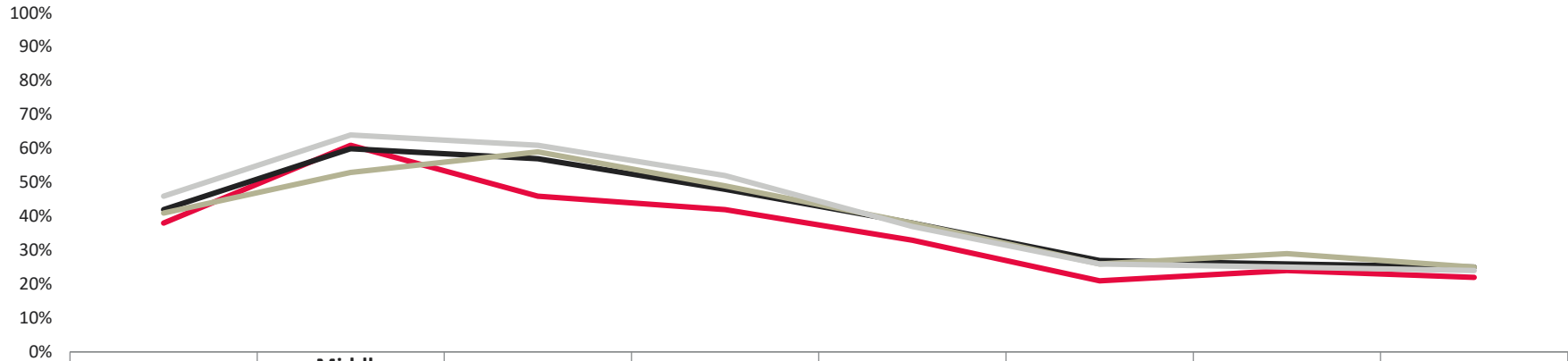


FIND THE CONTENT YOU SEEK

Overall, a lower proportion of global citizens think that it is easier to find the content they seek, compared to last year's survey (-4 pts). This is because a higher share of global citizens would describe their ease of access as being relatively unchanged, over the past year.

Tracking – EASIER

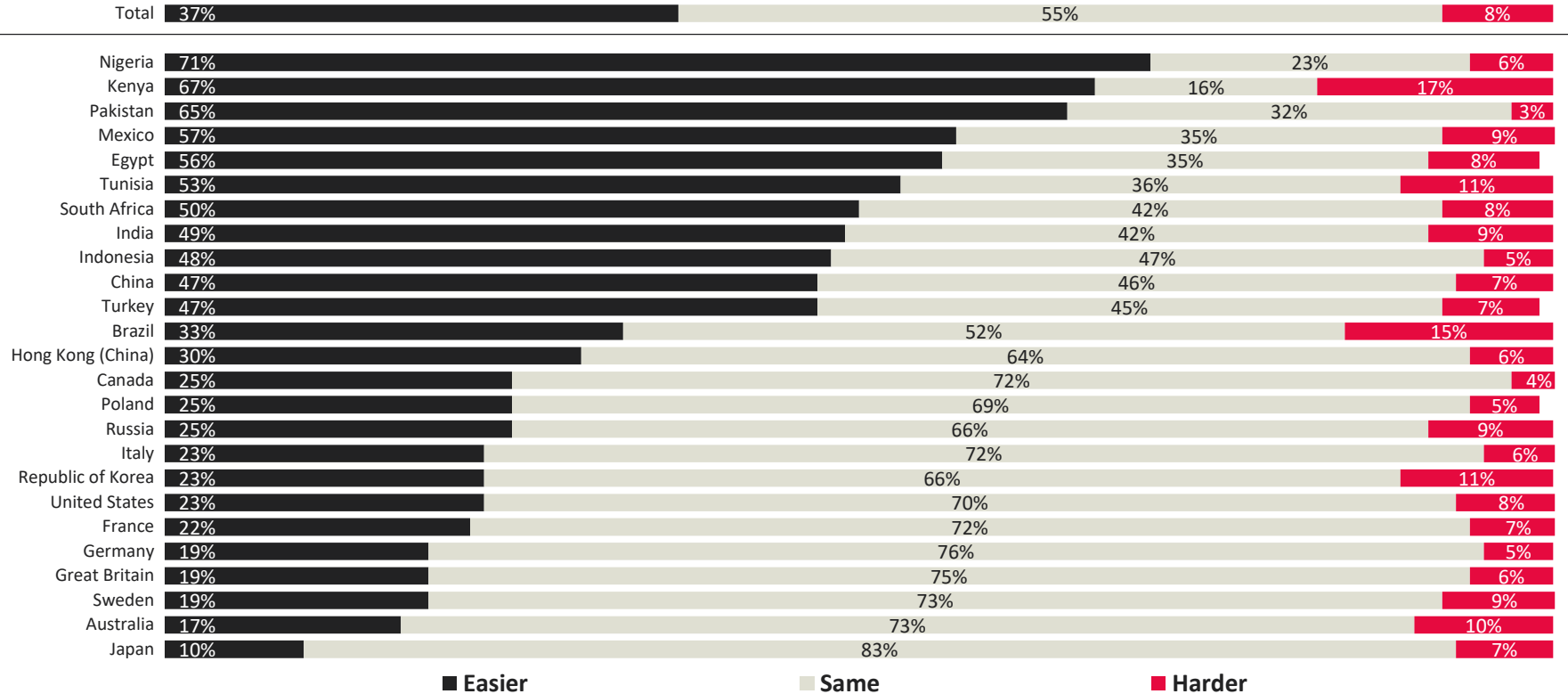
— 2019 — 2018 — 2017 — 2016



	Total	Middle East/Africa	LATAM	BRICS	APAC	Europe	North America	G-8 Countries
2019	38%	61%	46%	42%	33%	21%	24%	22%
2018	42%	60%	57%	48%	38%	27%	26%	25%
2017	41%	53%	59%	49%	38%	26%	29%	25%
2016	46%	64%	61%	52%	37%	26%	25%	24%

ACCESS WEBSITES IN A QUICK MANNER

Globally, more than nine in ten (92%) claim that it is *easier* (37%), or about as easy (55%), for them to access websites quickly.

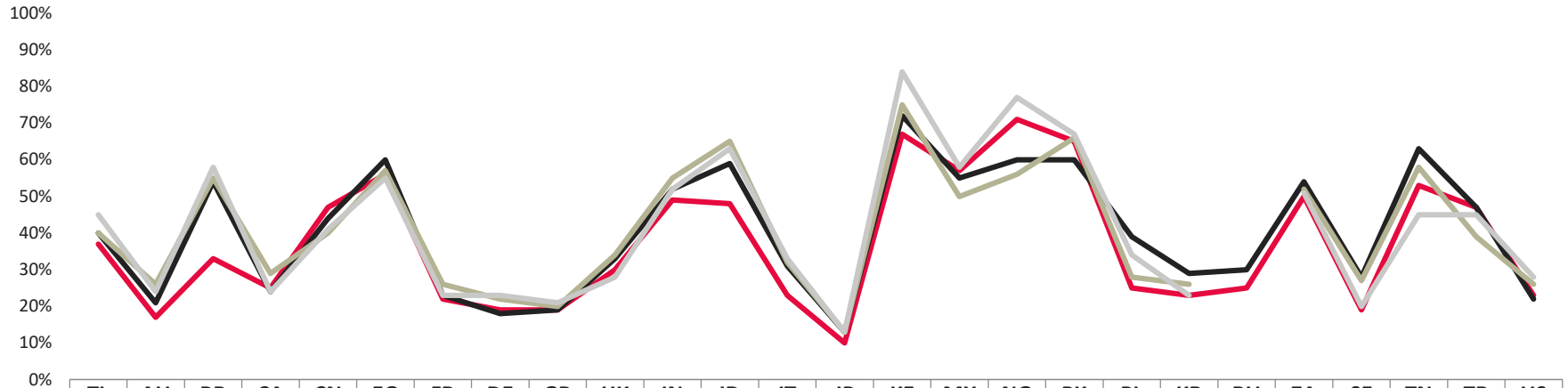


ACCESS WEBSITES IN A QUICK MANNER

While global citizens are less likely to indicate that it is *easier* to access websites quickly (-3 since 2018, -8 since 2016), this is because more of them would now describe the ease of difficulty being about the *same* as it was, a year ago.

Tracking – EASIER

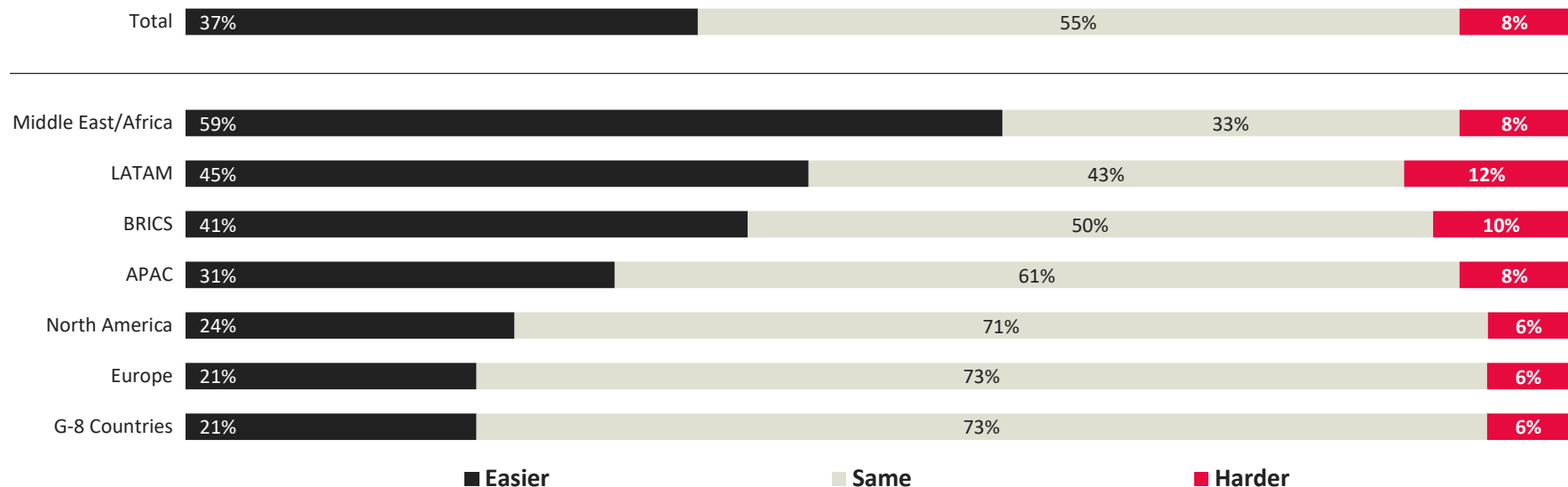
— 2019 — 2018 — 2017 — 2016



	TL	AU	BR	CA	CN	EG	FR	DE	GB	HK	IN	ID	IT	JP	KE	MX	NG	PK	PL	KR	RU	ZA	SE	TN	TR	US
2019	37%	17%	33%	25%	47%	56%	22%	19%	19%	30%	49%	48%	23%	10%	67%	57%	71%	65%	25%	23%	25%	50%	19%	53%	47%	23%
2018	40%	21%	54%	24%	44%	60%	23%	18%	19%	33%	52%	59%	31%	13%	72%	55%	60%	60%	39%	29%	30%	54%	28%	63%	47%	22%
2017	40%	26%	55%	29%	40%	57%	26%	22%	20%	34%	55%	65%	32%	13%	75%	50%	56%	66%	28%	26%	n/a	52%	27%	58%	39%	26%
2016	45%	24%	58%	24%	41%	55%	23%	23%	21%	28%	52%	63%	33%	13%	84%	58%	77%	67%	34%	23%	n/a	51%	20%	45%	45%	28%

ACCESS WEBSITES IN A QUICK MANNER

Those living in developing economies, such as the Middle East, Africa & LATAM tend to be among the most likely to think that it has become *easier* to access websites in a quick manner, over the past year.

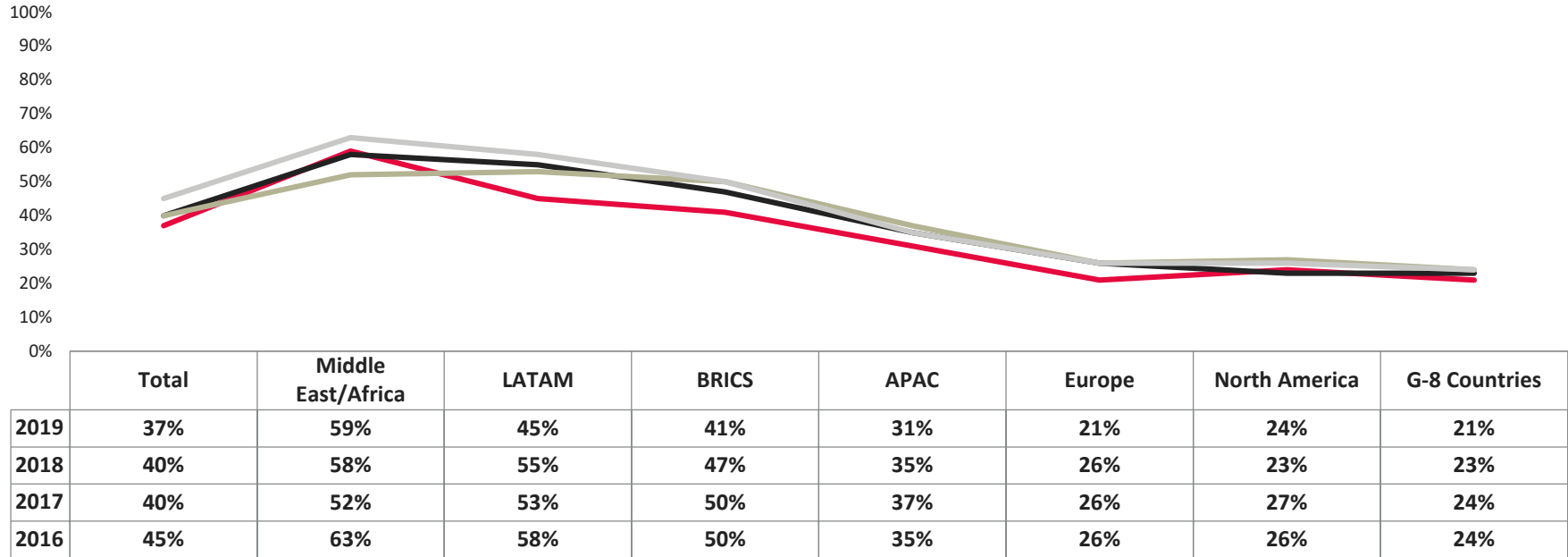


ACCESS WEBSITES IN A QUICK MANNER

The LATAM economies (-10 pts) have registered the greatest wave-over-wave movement in opinion, on this metric.

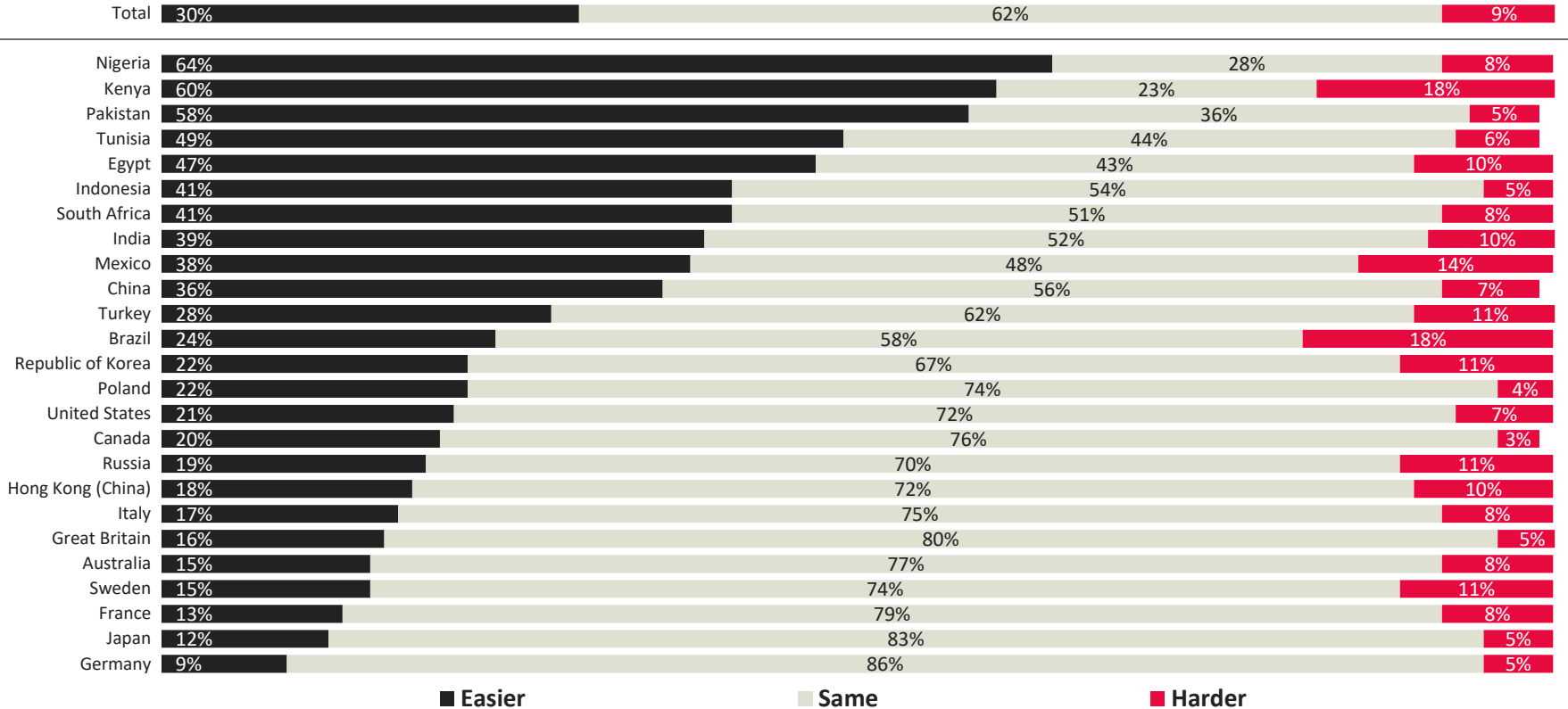
Tracking – EASIER

— 2019 — 2018 — 2017 — 2016



RELY ON YOUR FAVORITE WEBSITE TO BE ONLINE AND WORKING

Similarly, around nine in ten (92%) indicate that it is *easier* (30%), or about as easy (62%), for them to rely on their favourite website to be online and working.

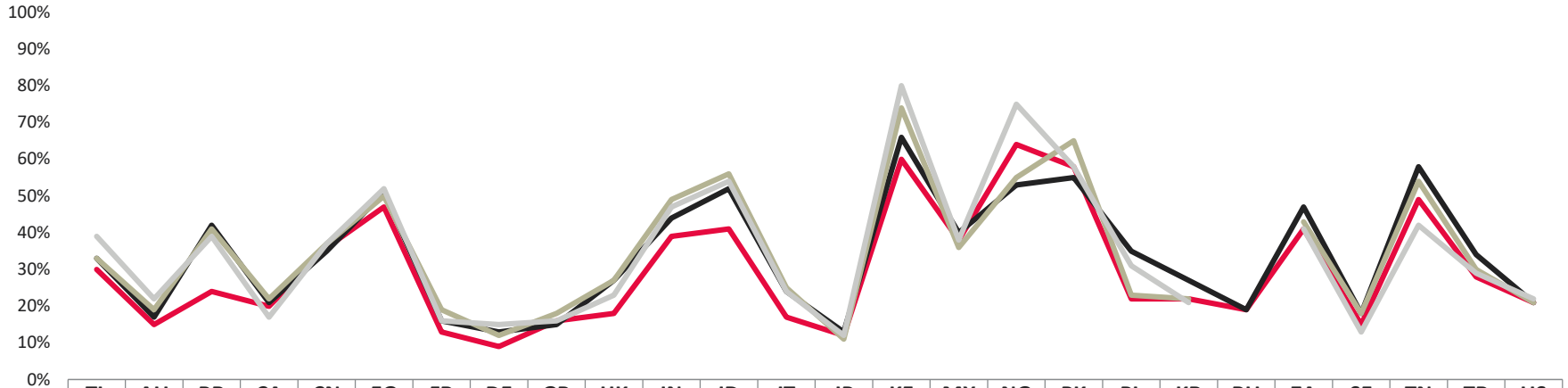


RELY ON YOUR FAVORITE WEBSITE TO BE ONLINE AND WORKING

While global citizens are less likely to indicate that it is *easier* to rely on their favourite website (-3 since 2018, -9 since 2016), this is generally because more of them would now describe the ease of difficulty being about the *same* as it was, a year ago. Brazil registers the greatest wave-over-wave shift in opinion, on this metric (-18 pts).

Tracking – EASIER

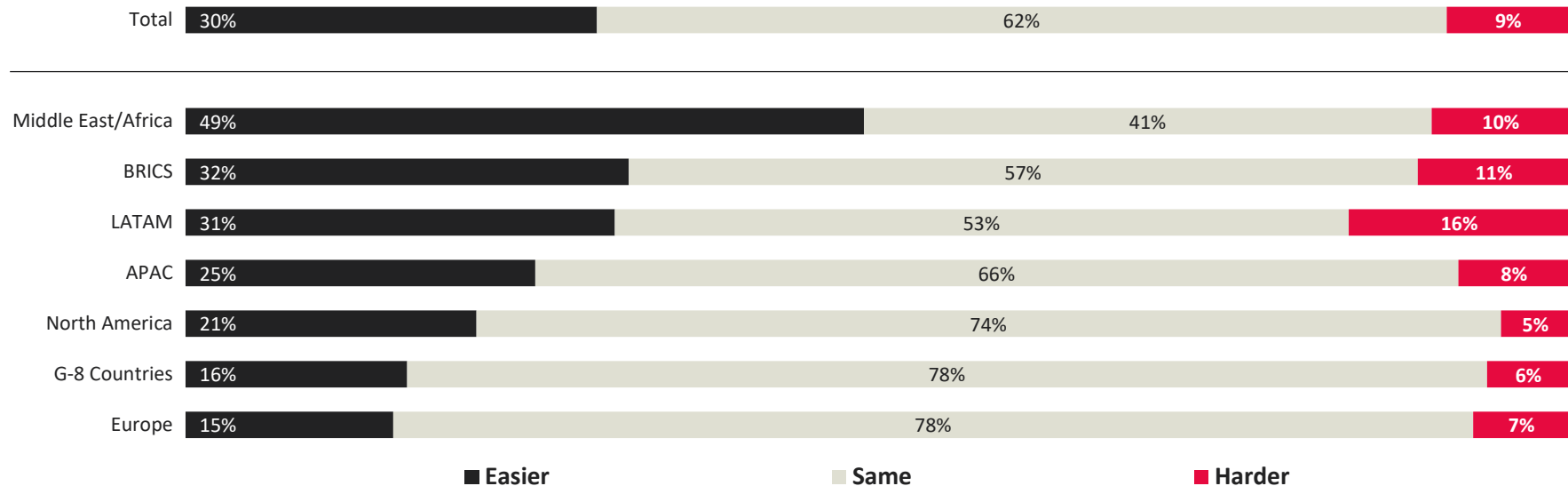
— 2019 — 2018 — 2017 — 2016



	TL	AU	BR	CA	CN	EG	FR	DE	GB	HK	IN	ID	IT	JP	KE	MX	NG	PK	PL	KR	RU	ZA	SE	TN	TR	US
2019	30%	15%	24%	20%	36%	47%	13%	9%	16%	18%	39%	41%	17%	12%	60%	38%	64%	58%	22%	22%	19%	41%	15%	49%	28%	21%
2018	33%	17%	42%	21%	35%	51%	16%	13%	15%	27%	44%	52%	24%	13%	66%	40%	53%	55%	35%	27%	19%	47%	18%	58%	34%	21%
2017	33%	19%	41%	22%	37%	50%	19%	12%	18%	27%	49%	56%	25%	11%	74%	36%	55%	65%	23%	22%	n/a	43%	18%	54%	30%	21%
2016	39%	22%	39%	17%	37%	52%	16%	15%	16%	23%	47%	54%	24%	12%	80%	38%	75%	58%	31%	21%	n/a	41%	13%	42%	29%	22%

RELY ON YOUR FAVORITE WEBSITE TO BE ONLINE AND WORKING

Those living in the Middle East & Africa are three times more likely, compared to Europeans & G-8 citizens to claim that it has become *easier*, relative to a year ago, for them to rely on their favourite website to be online & working.

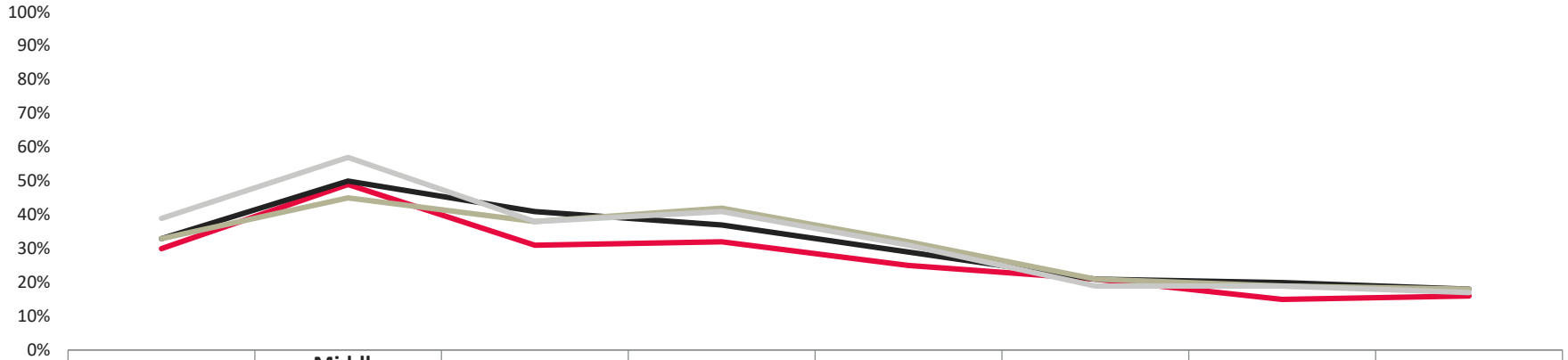


RELY ON YOUR FAVORITE WEBSITE TO BE ONLINE AND WORKING

North Americans are no more or less likely to claim that it is *easier* for them to rely on their favourite website to be online and working, compared to a year ago. Scores are down in all other regions versus last year's survey.

Tracking – EASIER

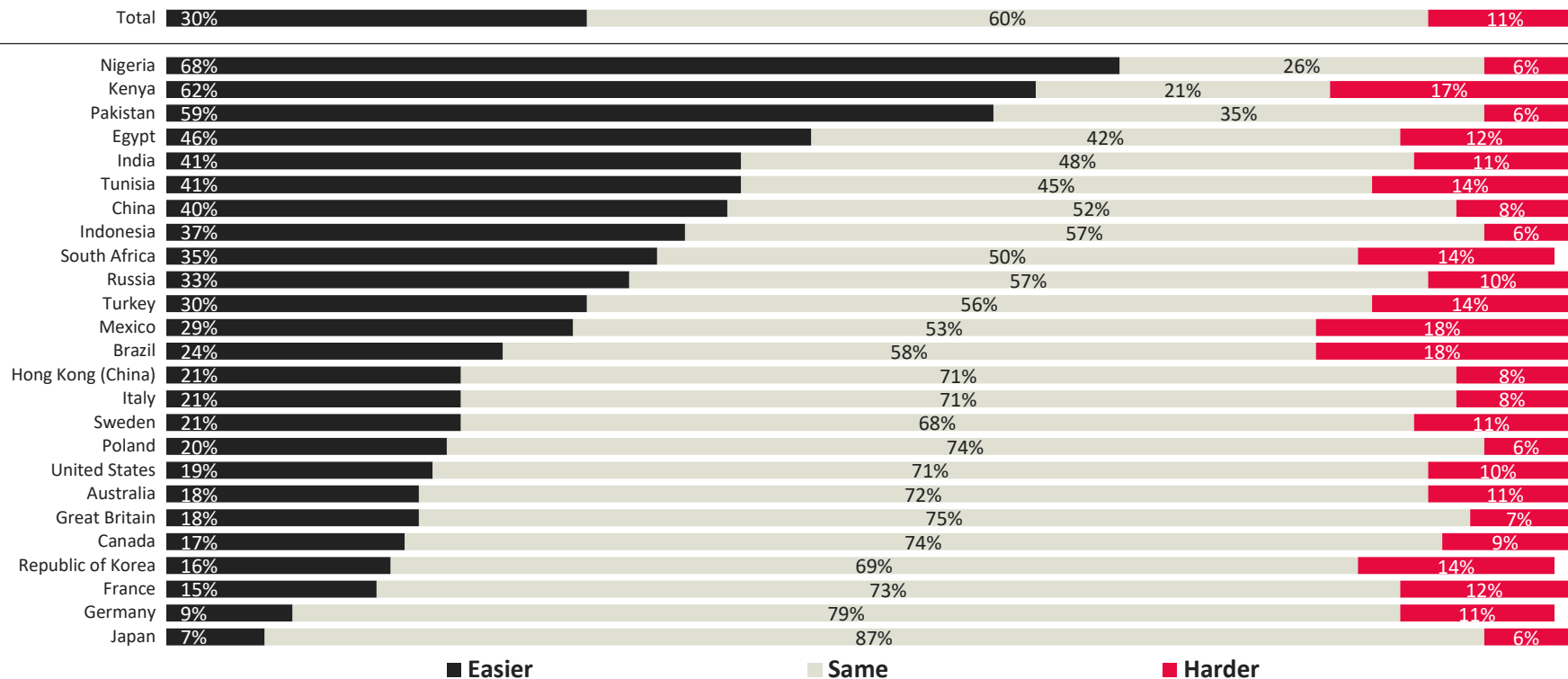
— 2019 — 2018 — 2017 — 2016



	Total	Middle East/Africa	LATAM	BRICS	APAC	North America	Europe	G-8 Countries
2019	30%	49%	31%	32%	25%	21%	15%	16%
2018	33%	50%	41%	37%	29%	21%	20%	18%
2017	33%	45%	38%	42%	32%	21%	19%	18%
2016	39%	57%	38%	41%	31%	19%	19%	17%

COUNT ON RELIABLE MOBILE INTERNET SERVICE

Nine in ten (90%) global citizens say that it is *easier* for them to count on reliable mobile Internet service. Germany stands out as the only economy in which a higher proportion of its citizens feel as though this has actually become *harder* (11%) as opposed to *easier* (9%), over the past year.

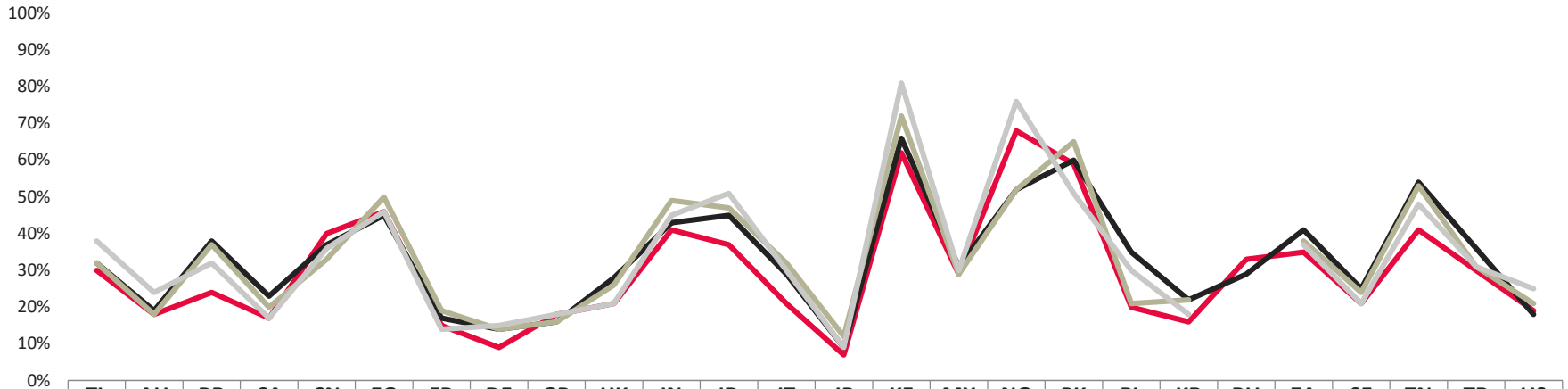


COUNT ON RELIABLE MOBILE INTERNET SERVICE

While global citizens are less likely to indicate that it is *easier* to rely on mobile Internet service (-2 since 2018, -8 since 2016), this is generally because more of them would now describe the ease of difficulty being about the *same* as it was, a year ago.

Tracking – EASIER

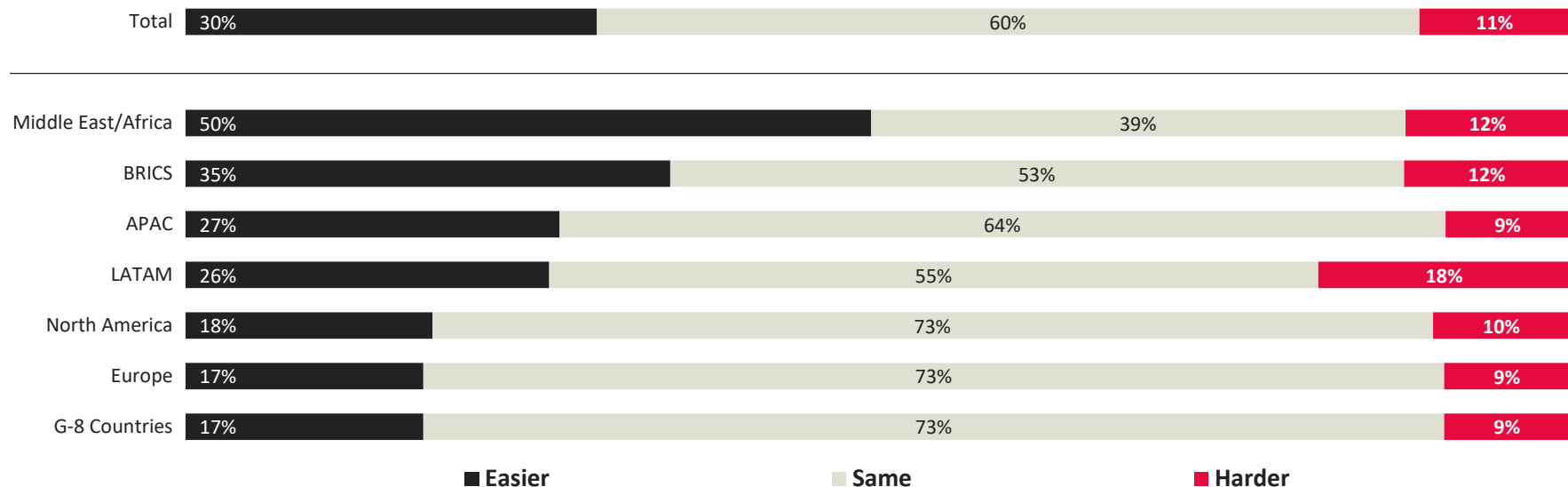
— 2019 — 2018 — 2017 — 2016



	TL	AU	BR	CA	CN	EG	FR	DE	GB	HK	IN	ID	IT	JP	KE	MX	NG	PK	PL	KR	RU	ZA	SE	TN	TR	US
2019	30%	18%	24%	17%	40%	46%	15%	9%	18%	21%	41%	37%	21%	7%	62%	29%	68%	59%	20%	16%	33%	35%	21%	41%	30%	19%
2018	32%	19%	38%	23%	37%	45%	17%	14%	16%	28%	43%	45%	29%	9%	66%	31%	52%	60%	35%	22%	29%	41%	25%	54%	36%	18%
2017	32%	18%	37%	20%	33%	50%	19%	14%	16%	26%	49%	47%	32%	12%	72%	29%	52%	65%	21%	22%	n/a	38%	24%	53%	31%	21%
2016	38%	24%	32%	17%	36%	46%	14%	15%	18%	21%	45%	51%	30%	9%	81%	30%	76%	51%	30%	18%	n/a	37%	21%	48%	31%	25%

COUNT ON RELIABLE MOBILE INTERNET SERVICE

Those living in the Middle East & Africa are nearly three times more likely, compared to Europeans, North Americans & G-8 citizens to claim that it has become *easier*, relative to a year ago, for them to count on reliable mobile Internet service.

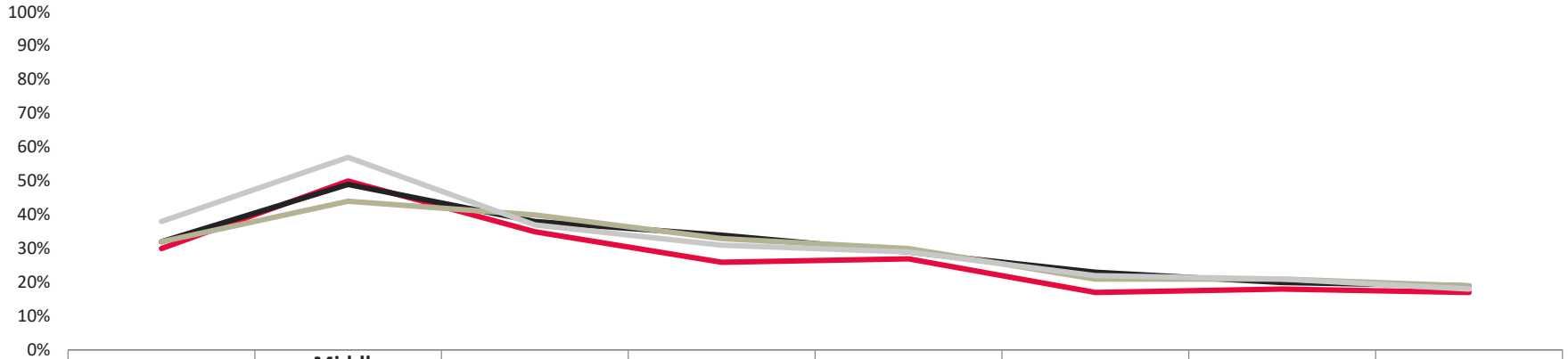


COUNT ON RELIABLE MOBILE INTERNET SERVICE

Overall, a lower proportion of global citizens feel that it is easier to count on reliable Internet service, compared to last year (-2 pts), and down 9 points since 2019. This is because a higher share of global citizens would describe their ease of access as being relatively unchanged, over the past year.

Tracking – EASIER

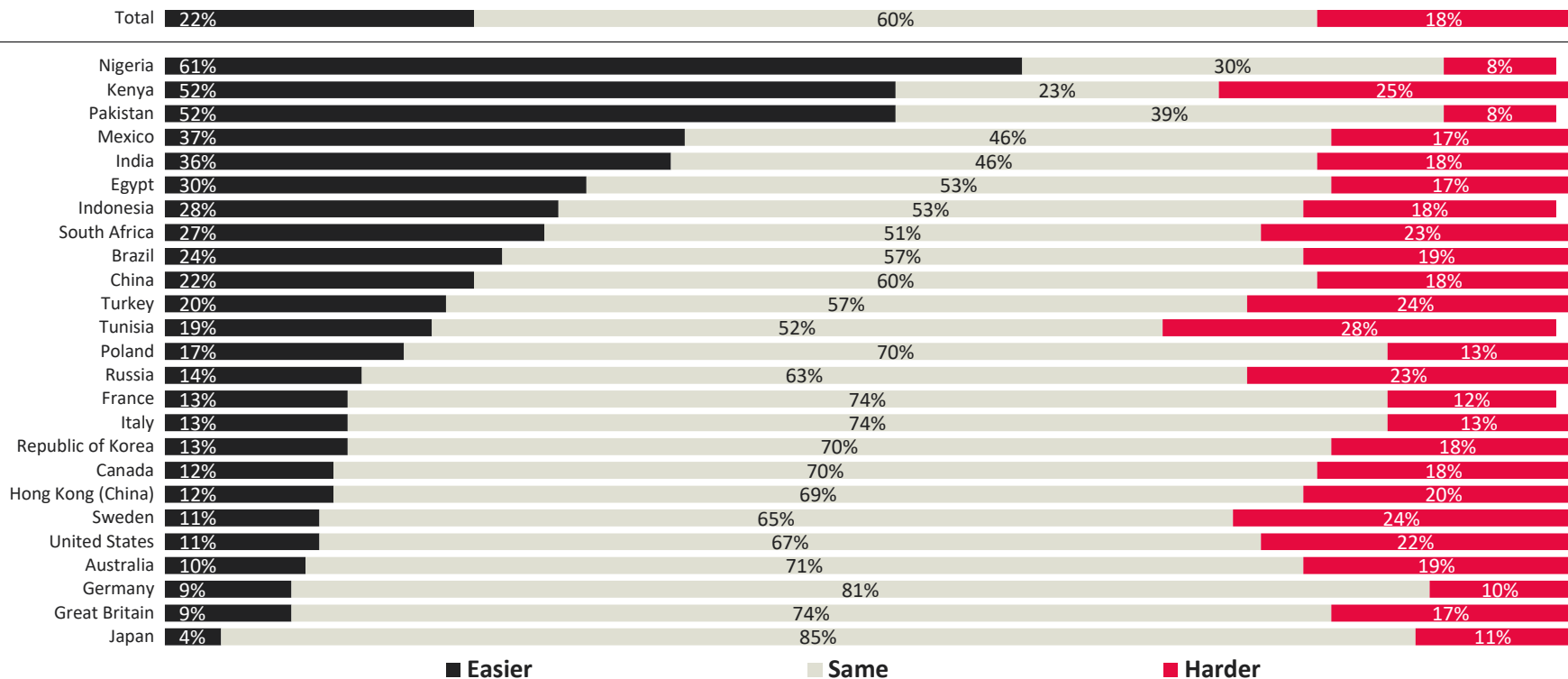
— 2019 — 2018 — 2017 — 2016



	Total	Middle East/Africa	BRICS	LATAM	APAC	Europe	North America	G-8 Countries
2019	30%	50%	35%	26%	27%	17%	18%	17%
2018	32%	49%	38%	34%	29%	23%	20%	19%
2017	32%	44%	40%	33%	30%	21%	21%	19%
2016	38%	57%	37%	31%	29%	22%	21%	18%

SURF THE INTERNET WITH THE KNOWLEDGE THAT CONTENT IS NOT BEING CENSORED

Just 22% say it's becoming easier to surf the net with the knowledge that content is not being censored. This compares to a similar proportion (18%) who say it's actually getting harder, particularly in places like Tunisia (28%), Russia (23%), Sweden (24%) and the United States (22%).



Q5. Compared to one year ago, would you say that it is easier or harder to do the following things on the internet:

[Surf the internet with the knowledge that content is not being censored]

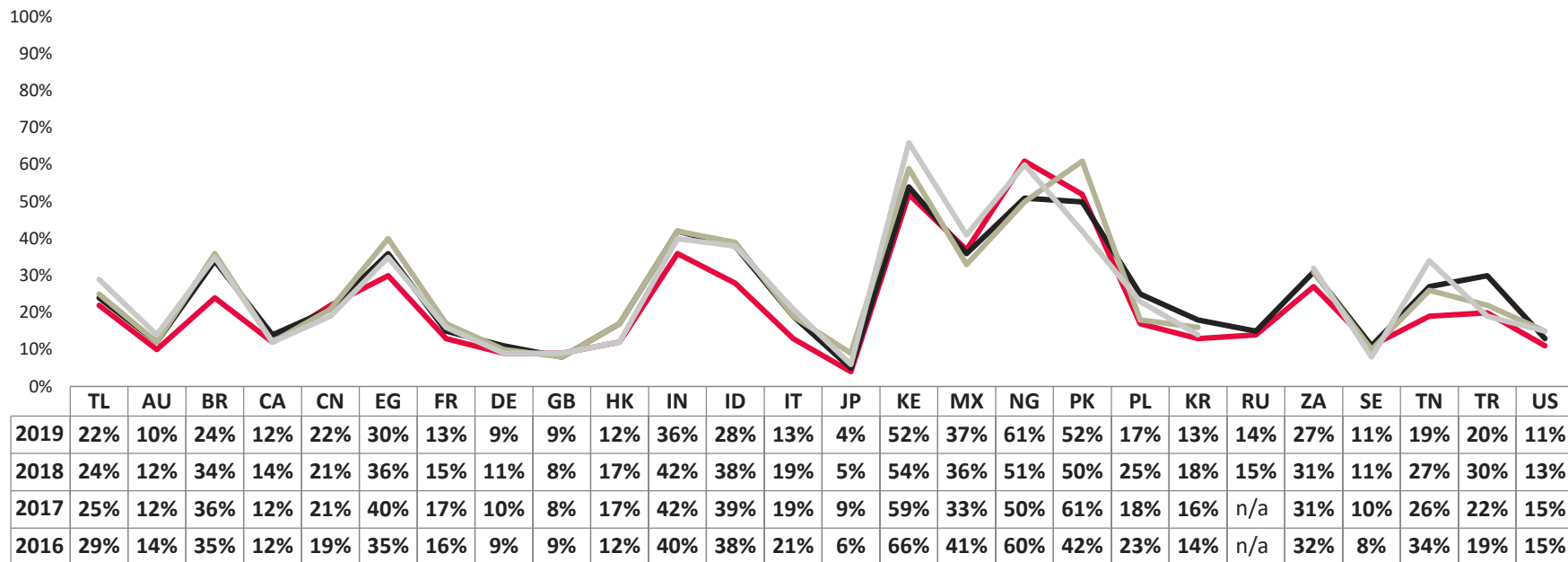
Base: All Respondents Total 2019 (n=25,229) Total may not sum to 100% as DK/Refuse not shown

SURF THE INTERNET WITH THE KNOWLEDGE THAT CONTENT IS NOT BEING CENSORED

The greatest year-over-year shifts in opinion have occurred in Nigeria (+10 pts), Indonesia (-10), Brazil (-10), Pakistan (-10) & Turkey (-10).

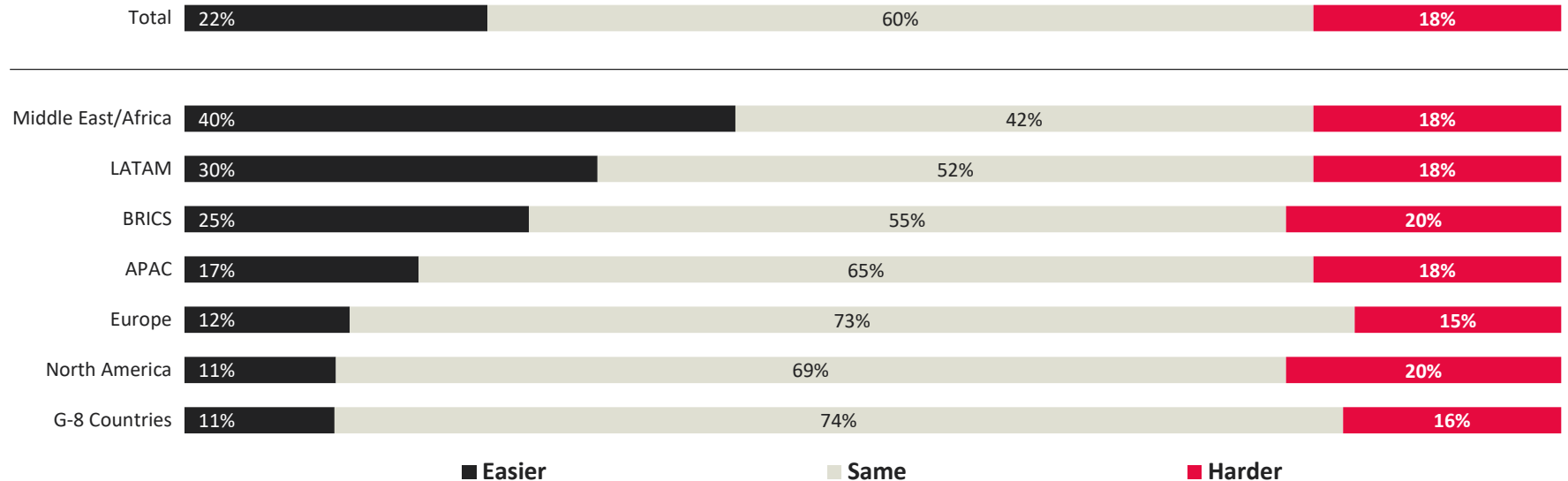
Tracking – EASIER

— 2019 — 2018 — 2017 — 2016



SURF THE INTERNET WITH THE KNOWLEDGE THAT CONTENT IS NOT BEING CENSORED

A greater proportion of citizens in more developed economies, such as Europe, North America, APAC & the G-8 Countries actually think that it has become *harder*, as opposed to *easier*, to surf the Internet with knowledge that content is not being censored.

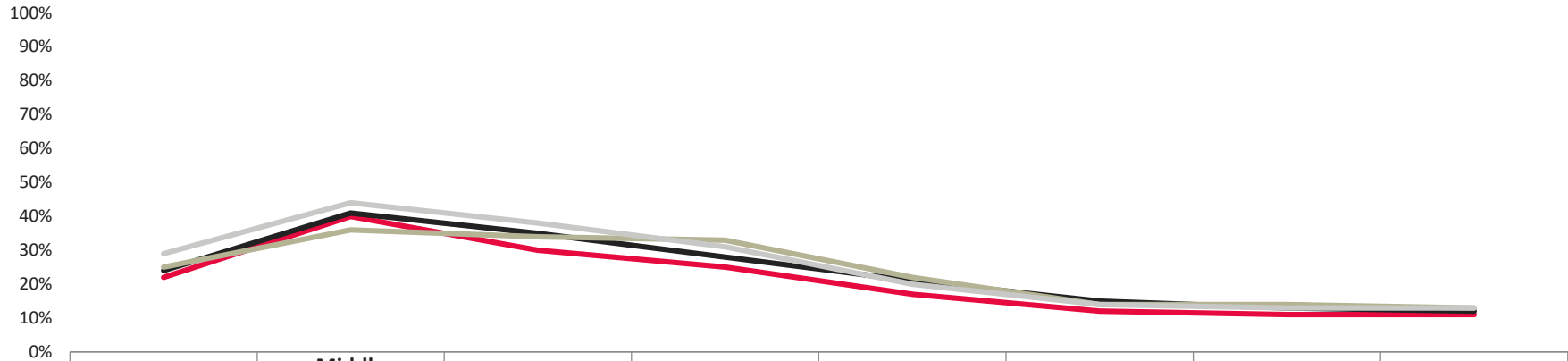


SURF THE INTERNET WITH THE KNOWLEDGE THAT CONTENT IS NOT BEING CENSORED

In every region, a lower proportion of citizens think that it has become *easier* to surf the Internet with knowledge that content is not being censored, compared to the 2018 survey.

Tracking – EASIER

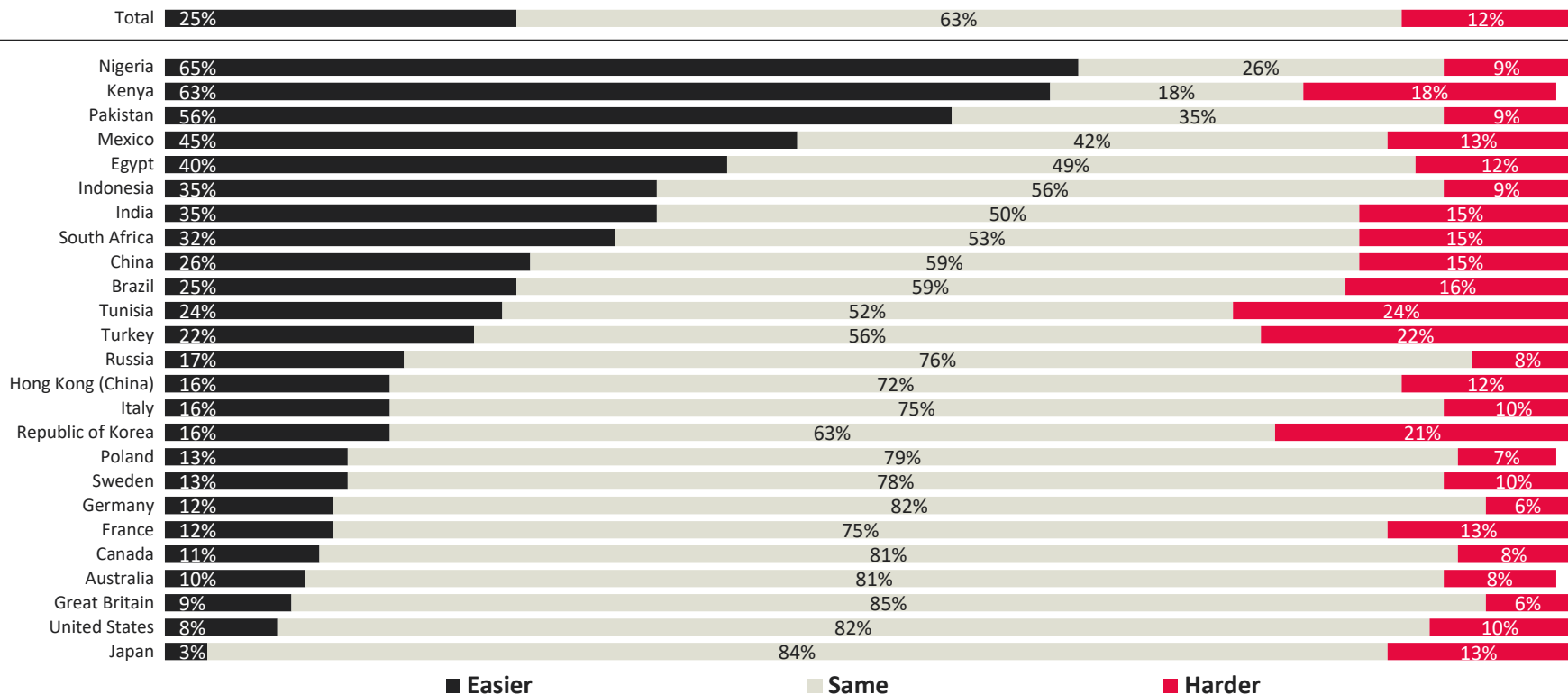
— 2019 — 2018 — 2017 — 2016



	Total	Middle East/Africa	LATAM	BRICS	APAC	Europe	North America	G-8 Countries
2019	22%	40%	30%	25%	17%	12%	11%	11%
2018	24%	41%	35%	28%	21%	15%	13%	12%
2017	25%	36%	34%	33%	22%	14%	14%	13%
2016	29%	44%	38%	31%	20%	14%	13%	13%

SENDING OR RECEIVING EMAILS TO OR FROM FOREIGN ADDRESSES

A higher proportion of American, Korean, French & Japanese citizens think it has become *harder*, rather than *easier*, to send or receive emails to or from foreign addresses.

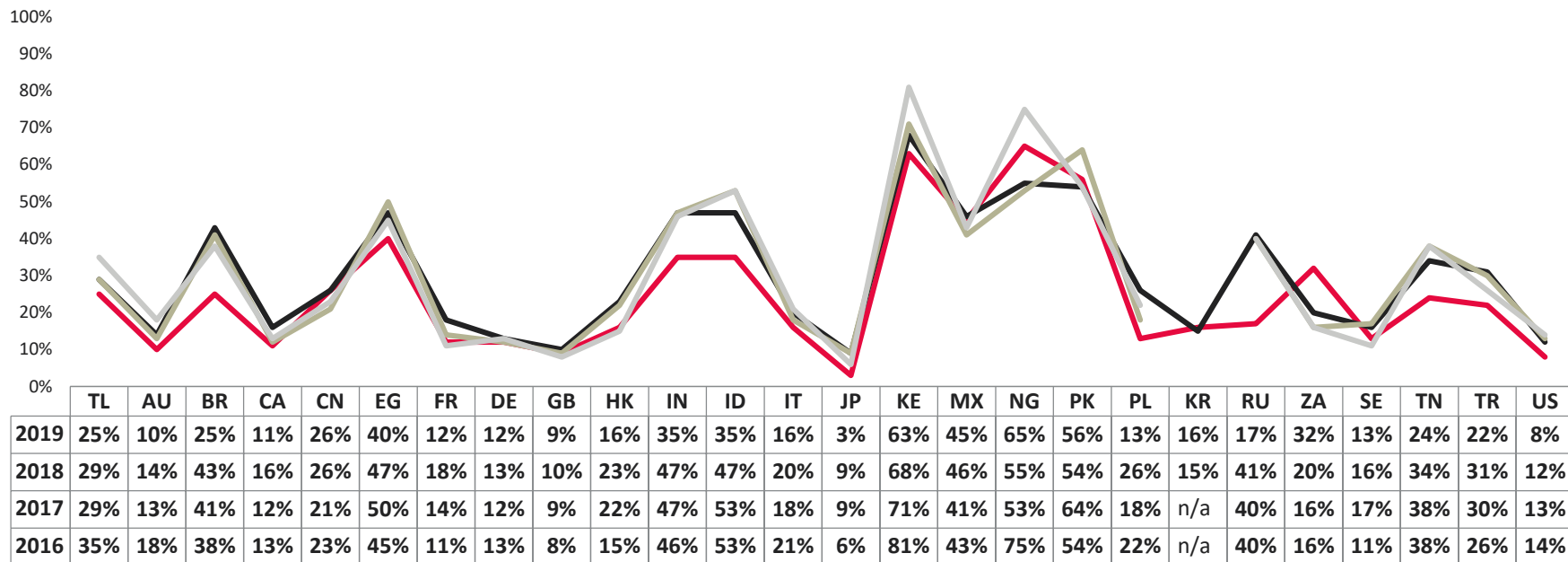


SENDING OR RECEIVING EMAILS TO OR FROM FOREIGN ADDRESSES

With the exception of South Africa (+12 pts), Pakistan (+2) the Republic of Korea (+1) & China (unchanged), a lower proportion feel that it is *easier* to send or receive emails to or from foreign addresses, relative to the 2018 survey. Changes since 2016 are more pronounced, overall.

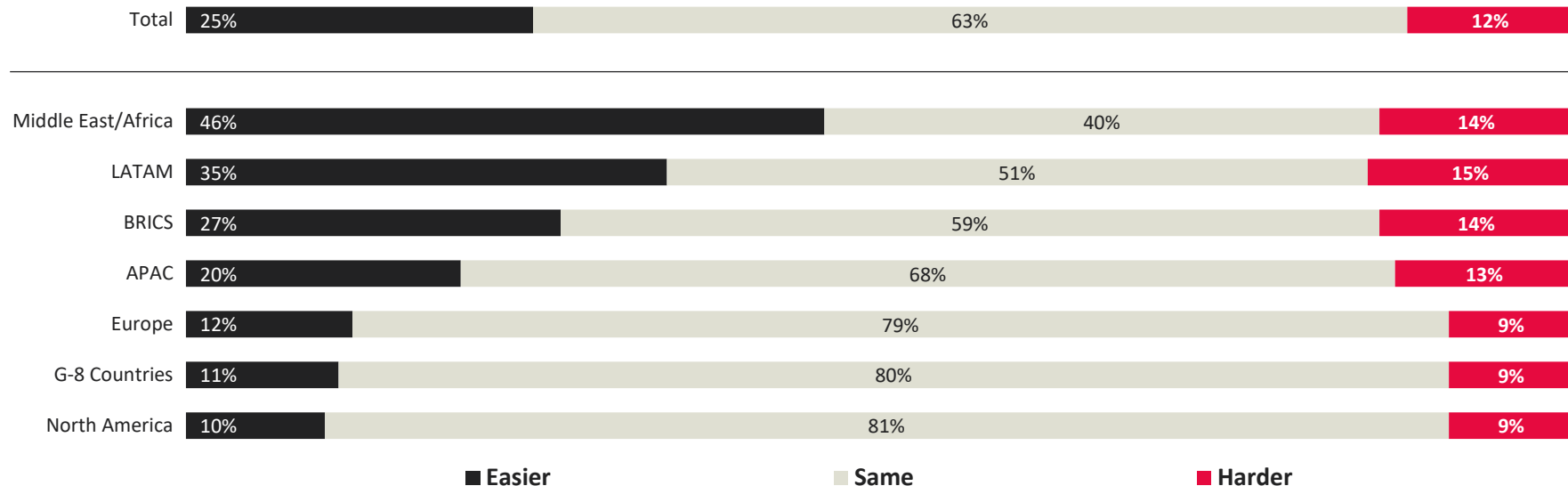
Tracking – EASIER

— 2019 — 2018 — 2017 — 2016



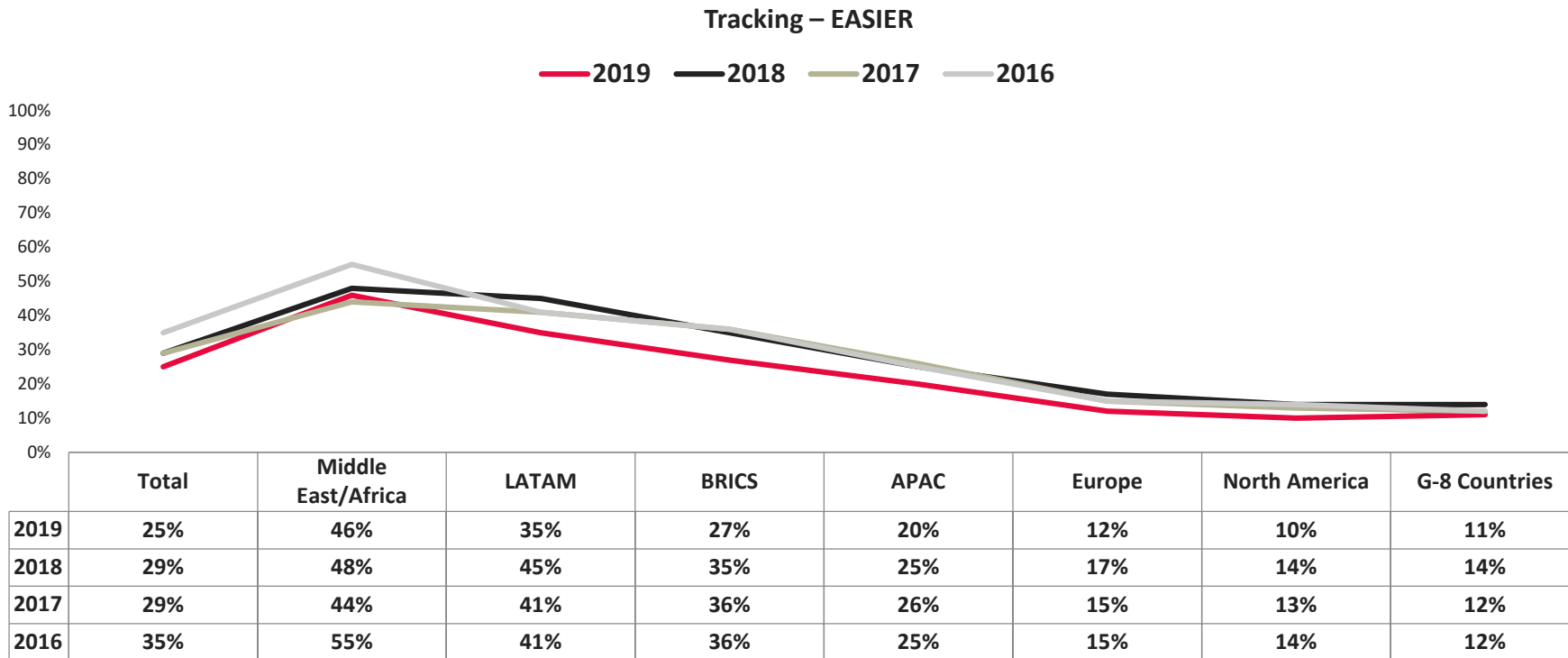
SENDING OR RECEIVING EMAILS TO OR FROM FOREIGN ADDRESSES

Despite some variance by economy, on balance a higher proportion in each region feel that it has become *easier*, not *harder*, to send or receive emails to or from foreign addresses, over the past year, but those in developed markets are more on the fence than those in developing economies.



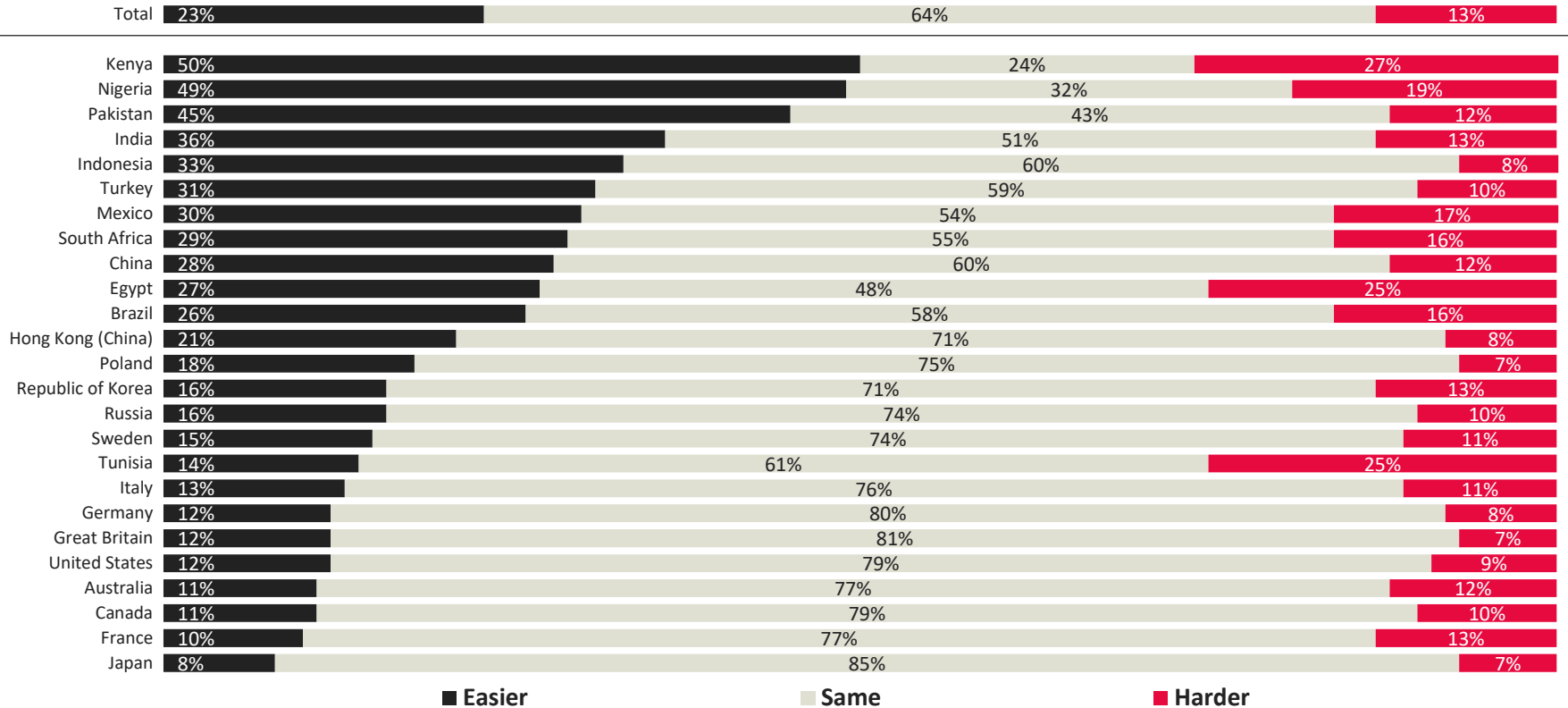
SENDING OR RECEIVING EMAILS TO OR FROM FOREIGN ADDRESSES

In each of the regions, a smaller proportion think that sending or receiving emails to or from foreign addresses has become *easier*, compared to the 2018 survey.



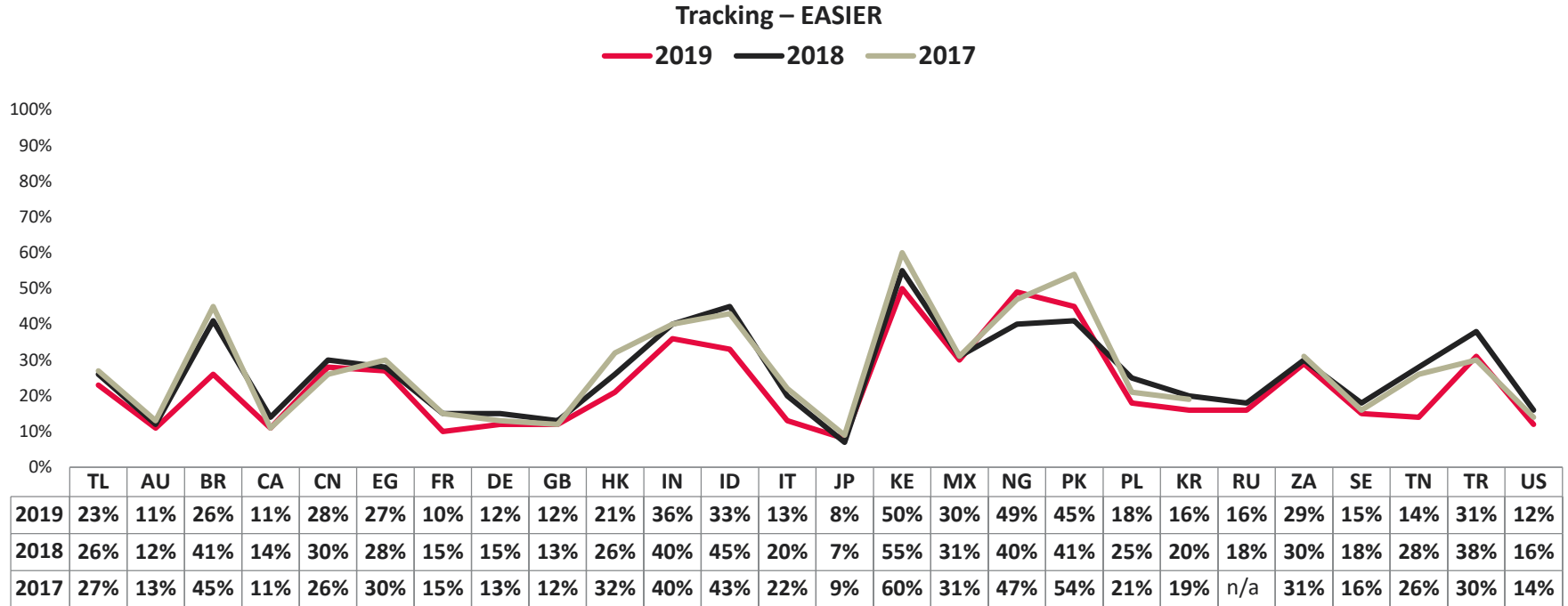
USE ENCRYPTED COMMUNICATIONS

In all economies, save for Australia, Tunisia & France, a greater proportion feel as though it has become *easier* to use encrypted communications, as opposed to *harder*, in the past year.



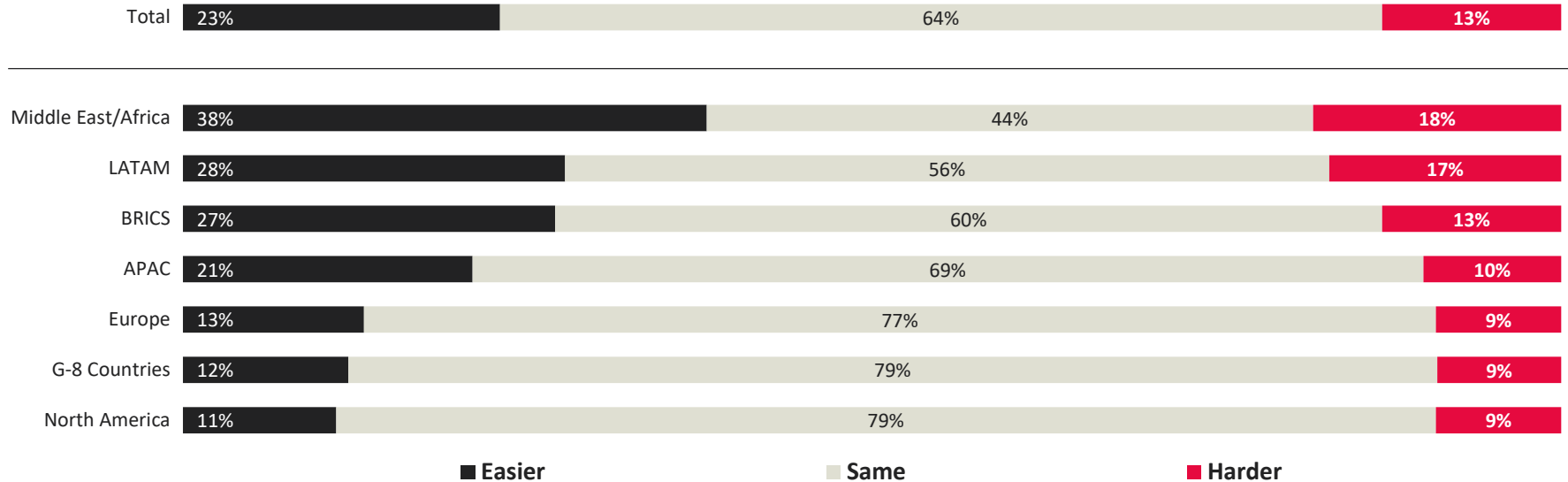
USE ENCRYPTED COMMUNICATIONS

Wave-over-wave, a lower proportion of global citizens feel that it has become *easier* to use encrypted communications. Once again, this is a result of the Internet's maturity & more specifically, a higher proportion of global citizens perceiving their ease of use as being about the *same*, relative to the 2018 survey.



USE ENCRYPTED COMMUNICATIONS

A much higher share of citizens living in less developed economies think that it is *easier* to use encrypted communications, compared to a year ago. Conversely, nearly four in five of those living in developed economies perceive the ease of use as being relatively unchanged versus a year ago.

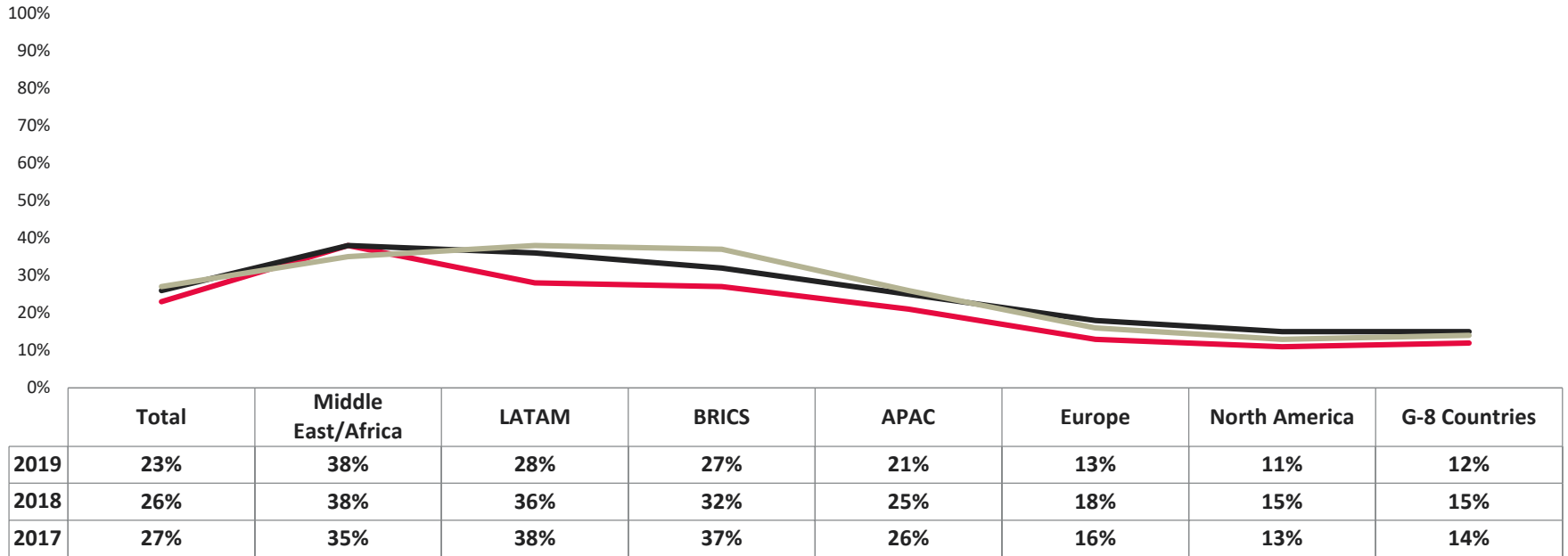


USE ENCRYPTED COMMUNICATIONS

Across all regions as many or fewer would describe using encrypted communications as becoming *easier*, compared to the previous iteration of this survey a year ago. Again, this can mostly be attributed to the Internet's development, and the fact that most feel as though nothing has really changed.

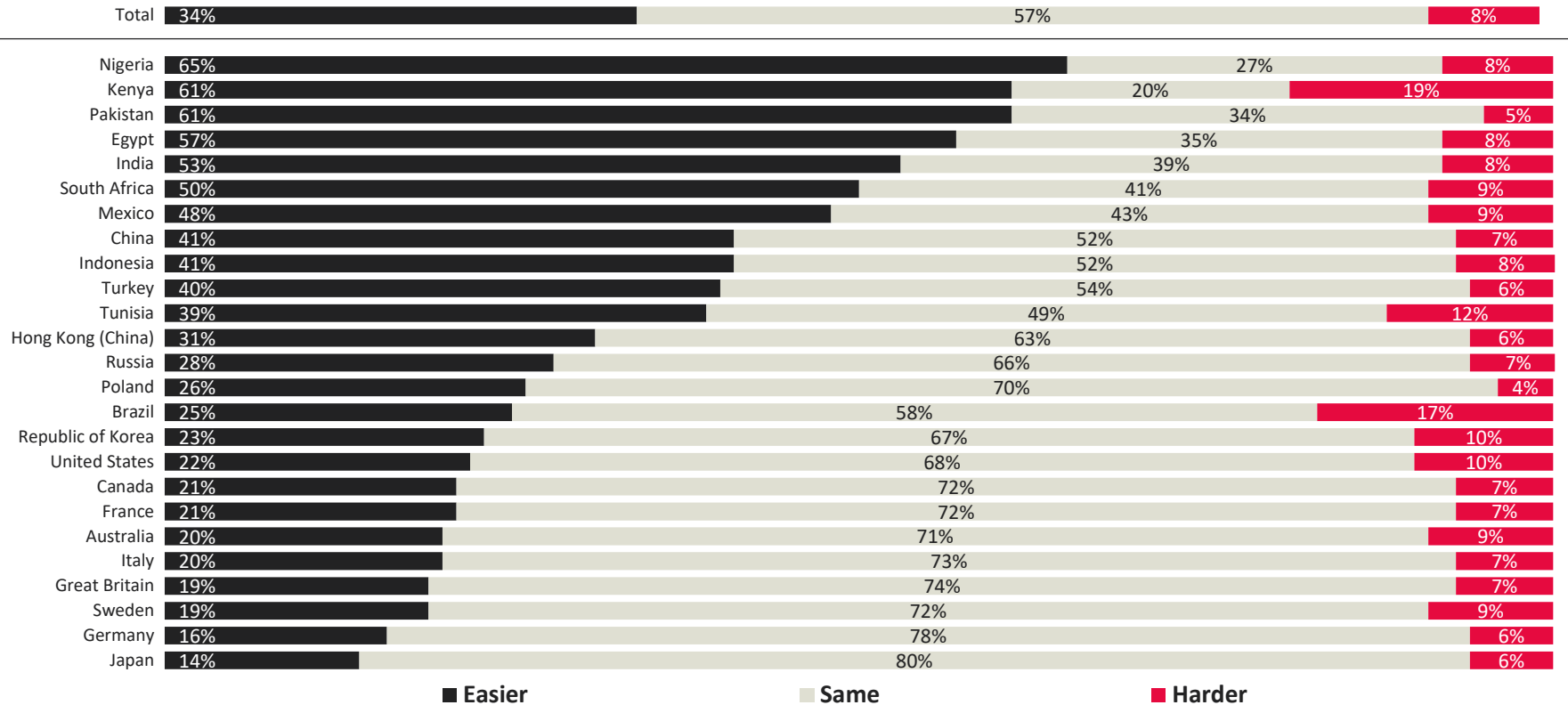
Tracking – EASIER

— 2019 — 2018 — 2017



KEEP SOFTWARE UP TO DATE

The vast majority (91%) of global citizens report that it is *easier* (34%) or about as easy as it was a year ago (57%) for them to keep their software up-to-date.

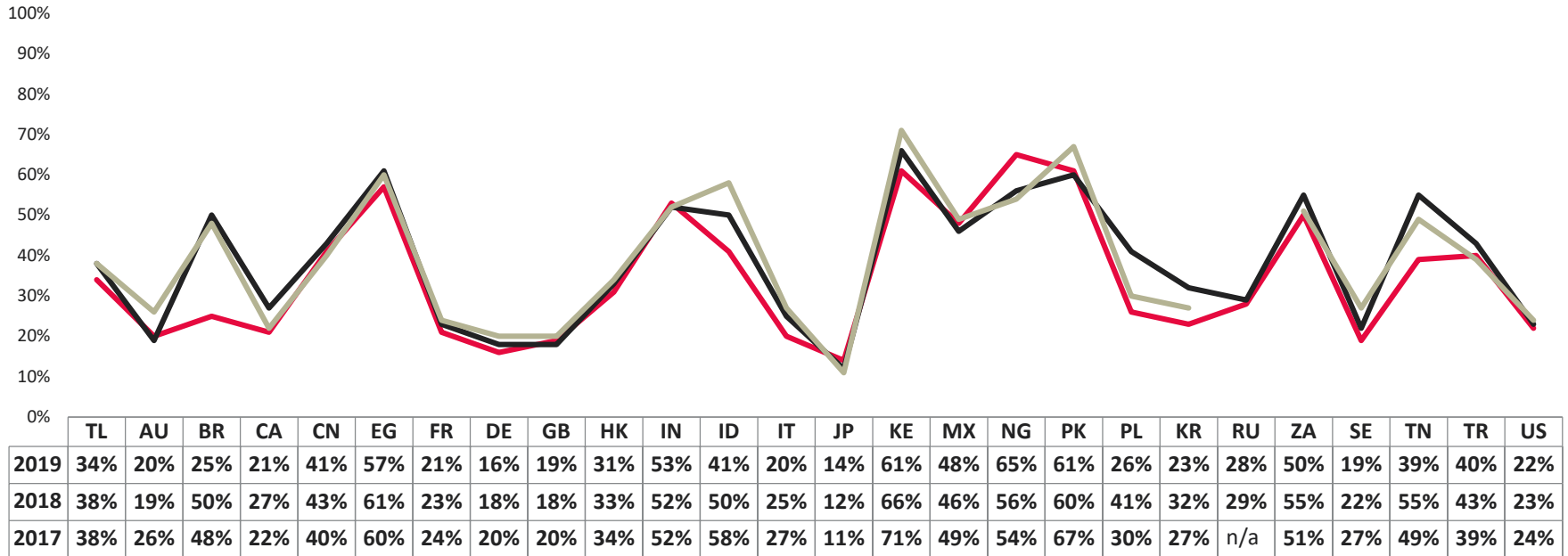


KEEP SOFTWARE UP TO DATE

Relative to the 2018 survey, a lower proportion of global citizens think that it has become *easier* to keep their software up-to-date (-4 pts). The most sizeable drop occurred in Brazil (-25).

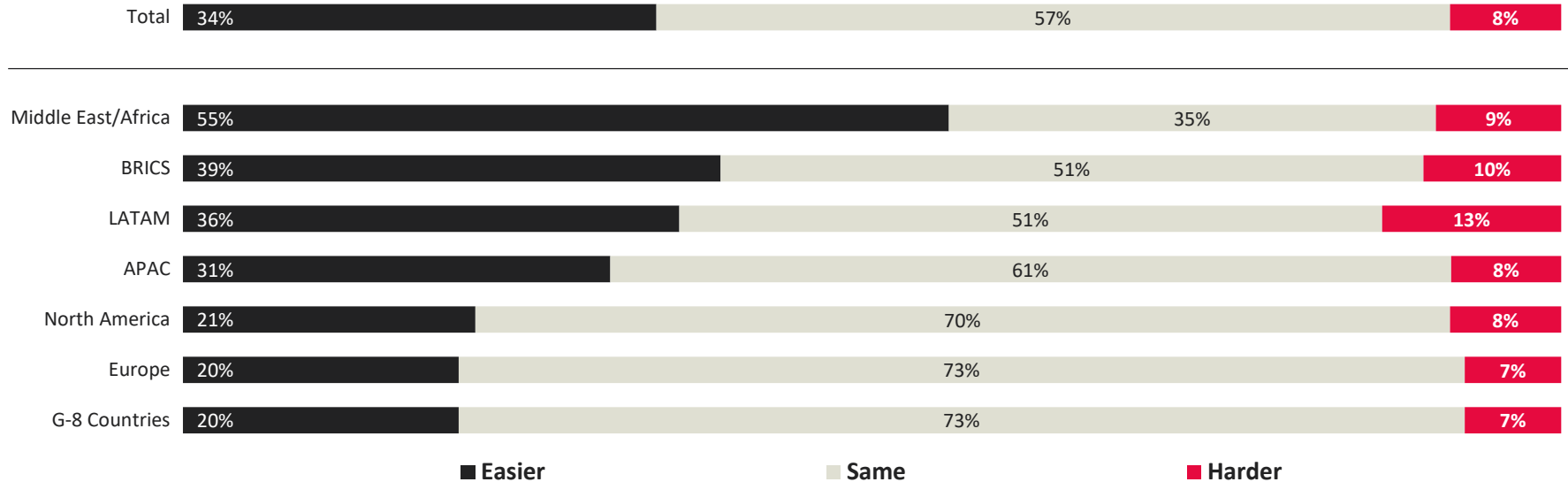
Tracking – EASIER

— 2019 — 2018 — 2017



KEEP SOFTWARE UP TO DATE

Consistent with other metrics, citizens living in developing economies tend to be more likely to think that keeping software up-to-date has become *easier*, over the past year, including most (55%) in the Middle East & Africa.

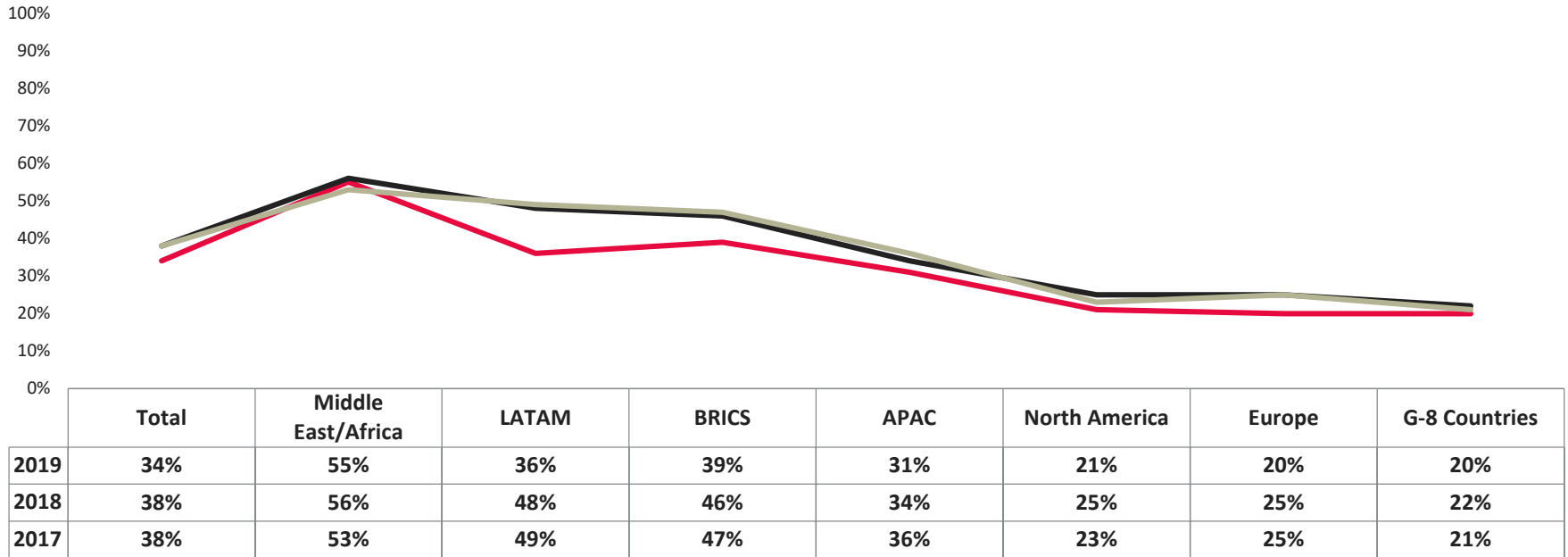


KEEP SOFTWARE UP TO DATE

Similar to most other metrics, a lower proportion in each of the regional economies would say that it is *easier* to keep software up-to-date, relative to 2018. This again, likely has more to do with the Internet's maturity than anything.

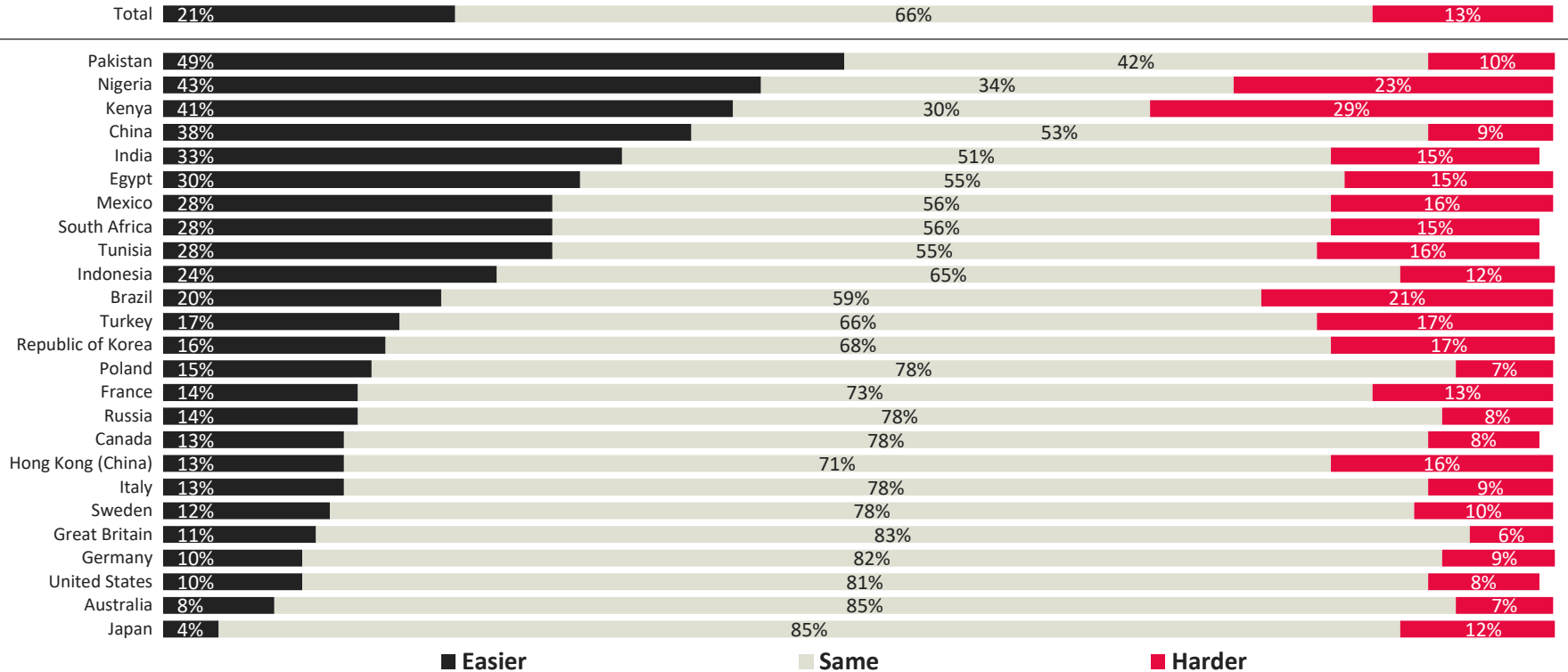
Tracking – EASIER

— 2019 — 2018 — 2017



USE VOICE OVER IP (VOIP)

Outside of Pakistan, Nigeria & Kenya, majorities in all other economies would describe the ease of using VOIP as being about the *same*, compared to a year ago.

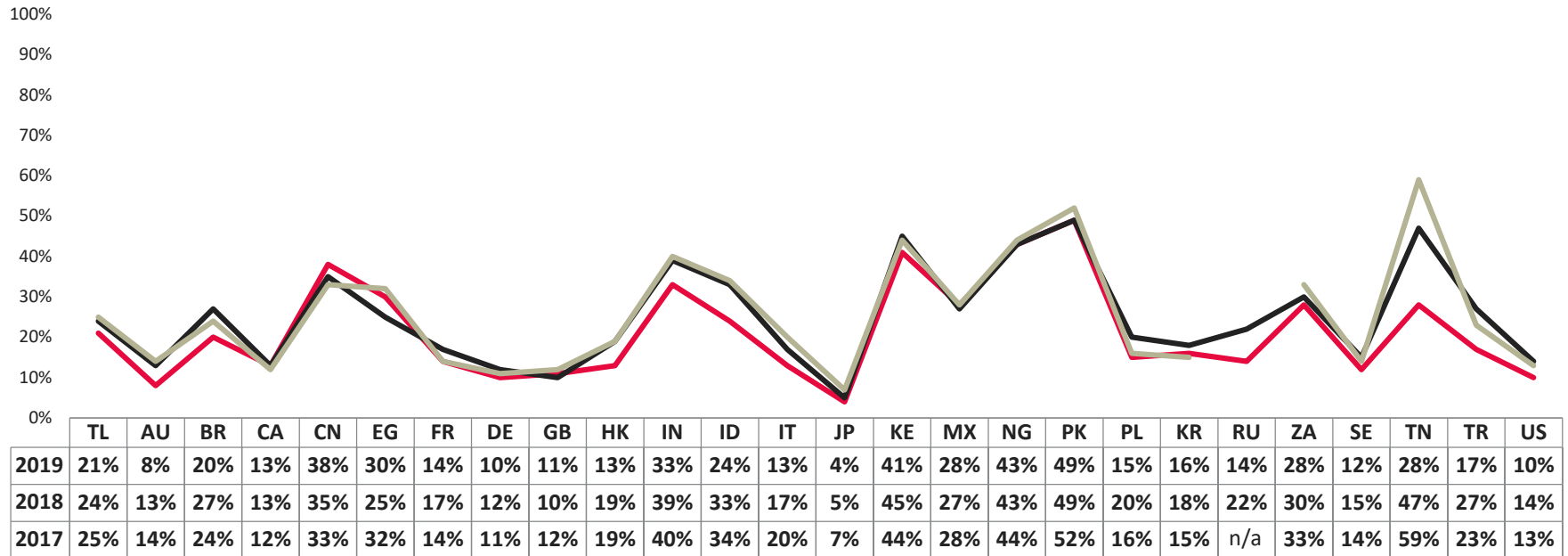


USE VOICE OVER IP (VOIP)

On balance, fewer (-3 pts) think that it has become easier to use VOIP, over the past year, relative to the 2018 survey, with much of the drop occurring in Tunisia (-19).

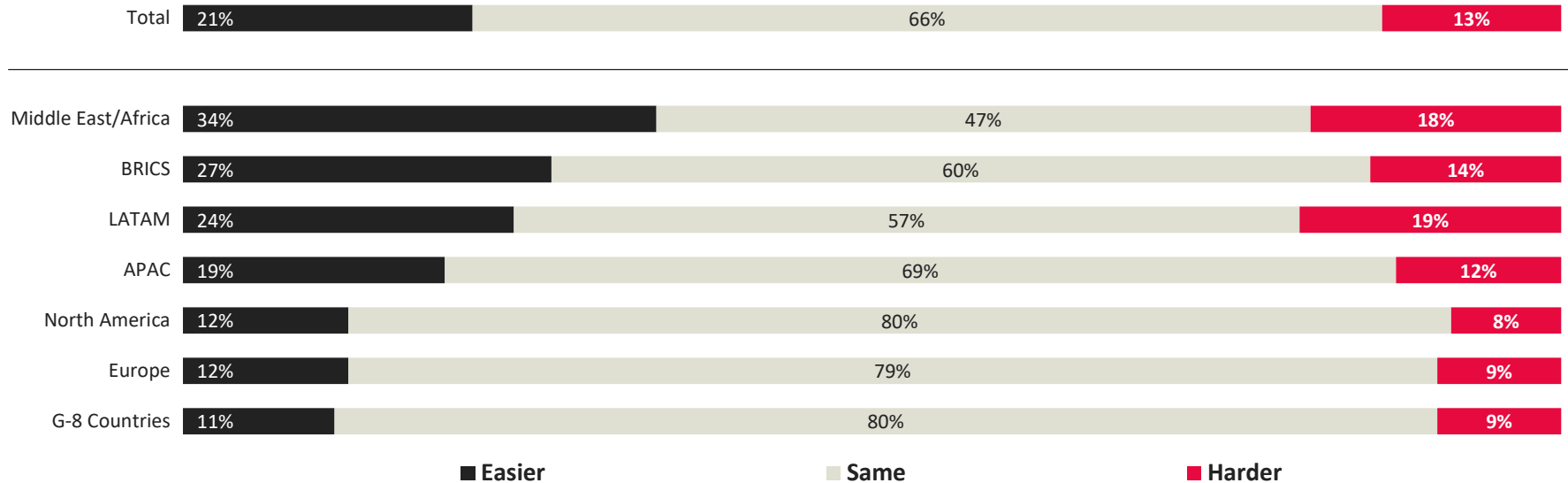
Tracking – EASIER

— 2019 — 2018 — 2017



USE VOICE OVER IP (VOIP)

Like other metrics, a greater share of citizens in less developed nations think that it has become *easier* to use VOIP, in the past year.




USE VOICE OVER IP (VOIP)

Once again, across all regional economies a lower proportion (-3 pts) think that it is *easier* to keep software up-to-date, relative to 2018.

Tracking – EASIER

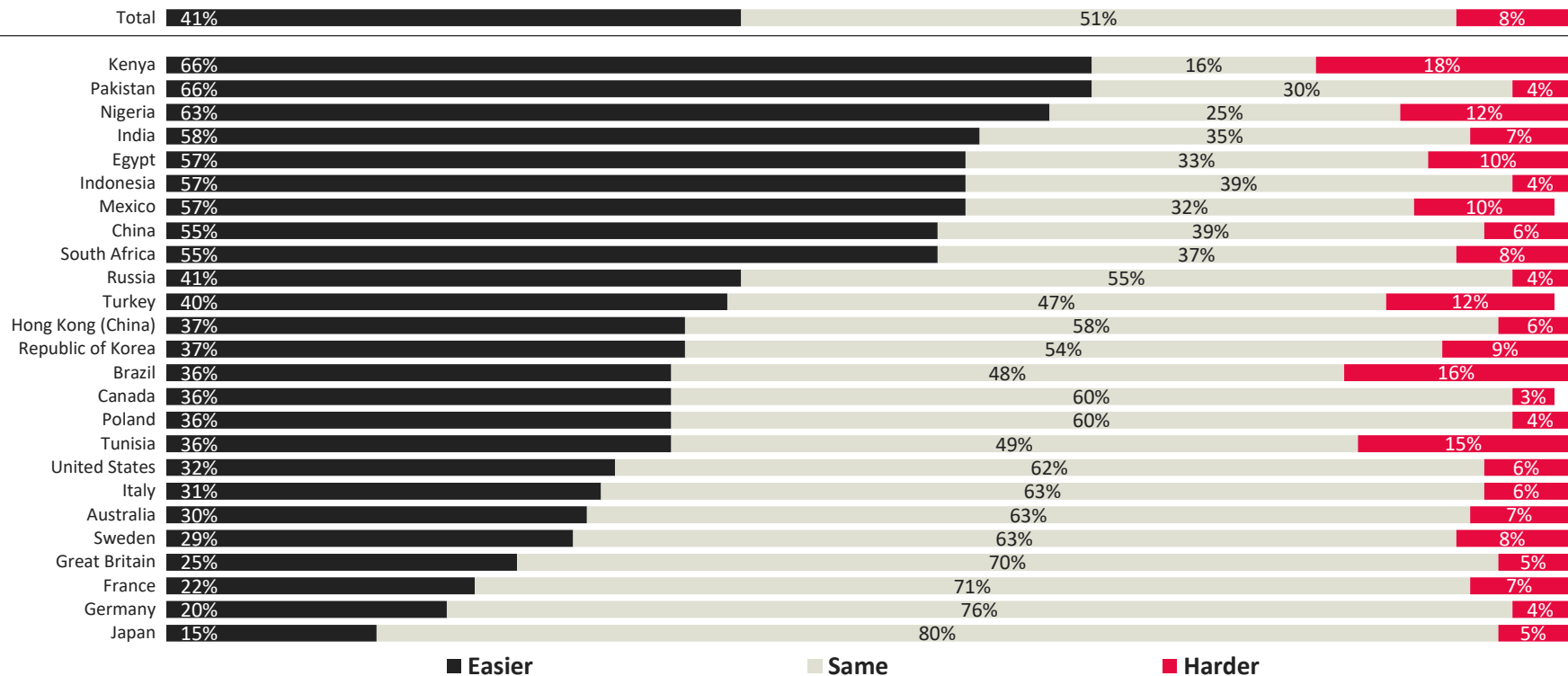
— 2019 — 2018 — 2017



	Total	Middle East/Africa	BRICS	LATAM	APAC	Europe	G-8 Countries	North America
2019	21%	34%	27%	24%	19%	12%	11%	12%
2018	24%	35%	31%	27%	23%	15%	14%	13%
2017	25%	33%	32%	26%	23%	14%	13%	12%

BUYING GOODS AND SERVICES ONLINE

Over nine in ten (92%) feel that it as easy (41%) or *easier* (51%) to buy goods & services online, compared to a year ago, including majorities in Kenya, Pakistan, Nigeria, India, Egypt, Mexico, Indonesia, China & South Africa who think that it has become *easier*.

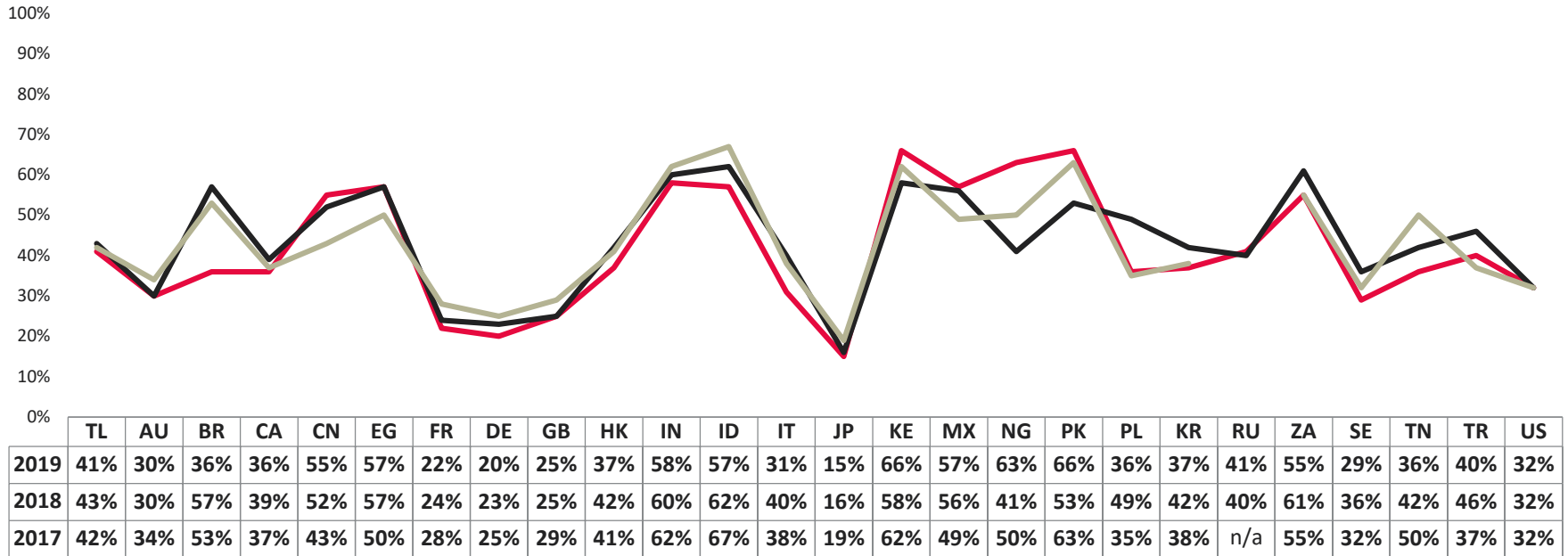


BUYING GOODS AND SERVICES ONLINE

As is the case with most other metrics, a lower proportion (-2 pts) think that it has become *easier* to buy goods and services online, over the past year.

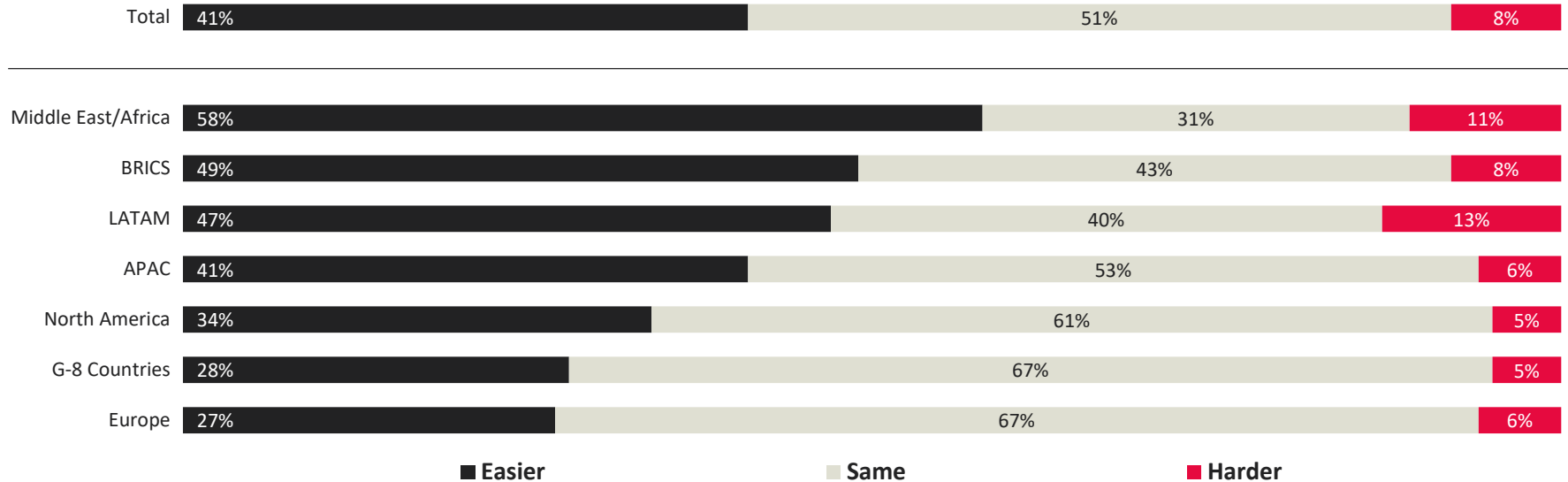
Tracking – EASIER

— 2019 — 2018 — 2017



BUYING GOODS AND SERVICES ONLINE

Similar trends prevail when it comes to buying goods & services online, as a higher proportion of those living in developing economies tend to think that it has become *easier*, over the past year.

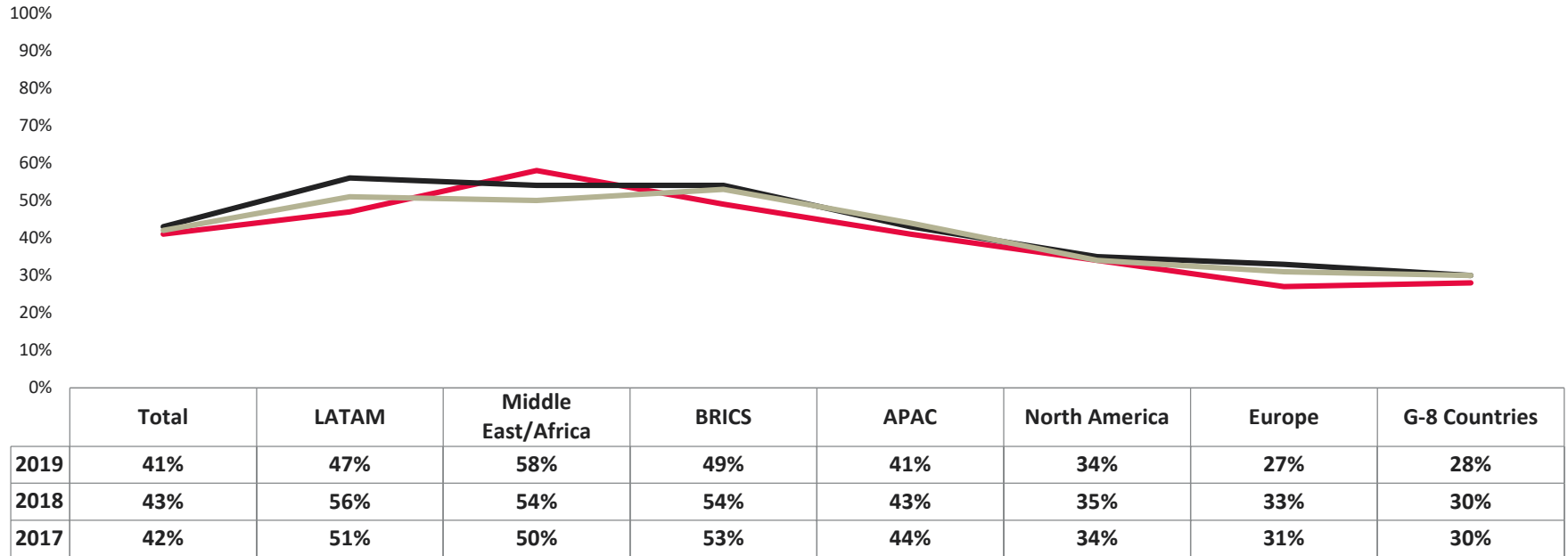


BUYING GOODS AND SERVICES ONLINE

In each region, save for the Middle East & Africa (+4 pts), there has been a drop in the share of citizens who feel that it is becoming *easier* to buy goods & services online, as more would rate this as being about the *same*, relative to the 2018 survey.

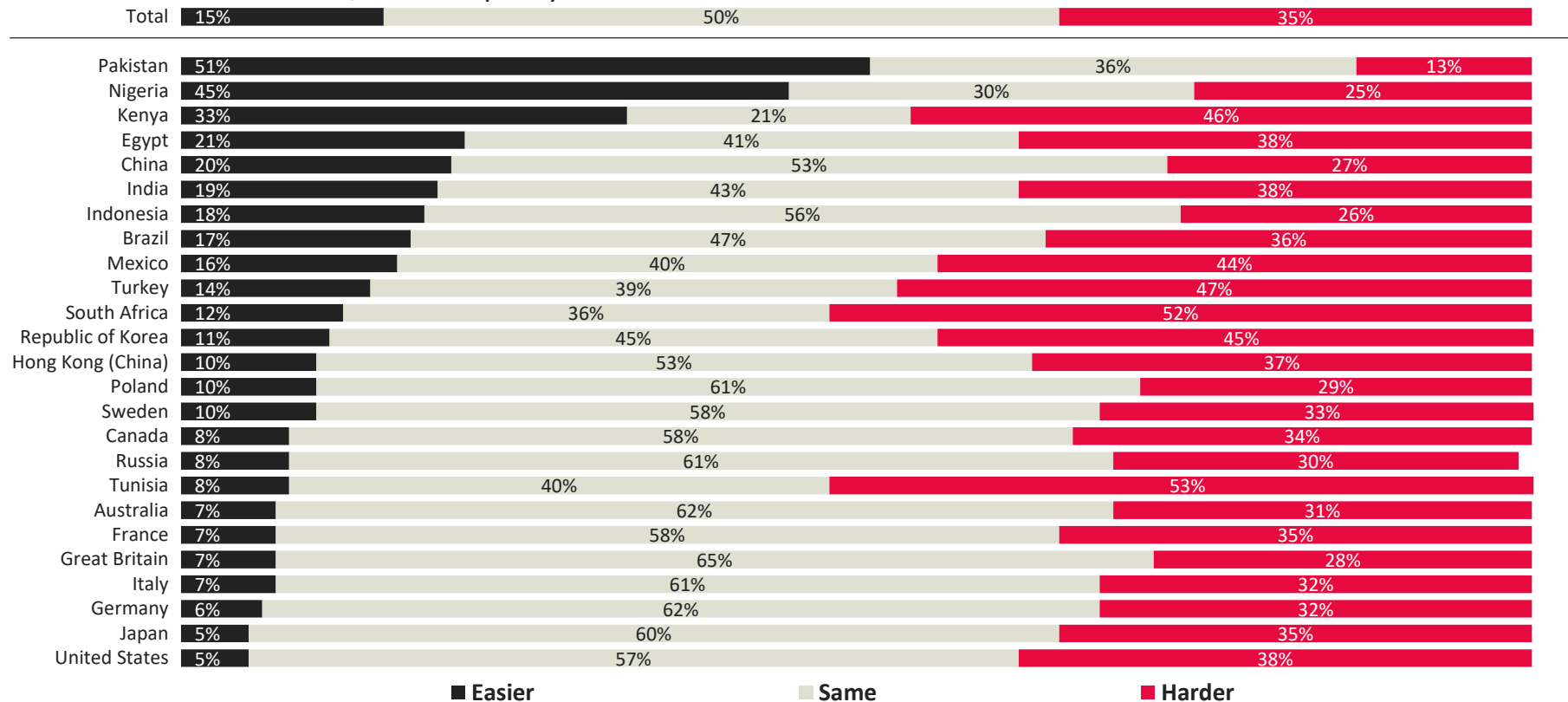
Tracking – EASIER

— 2019 — 2018 — 2017



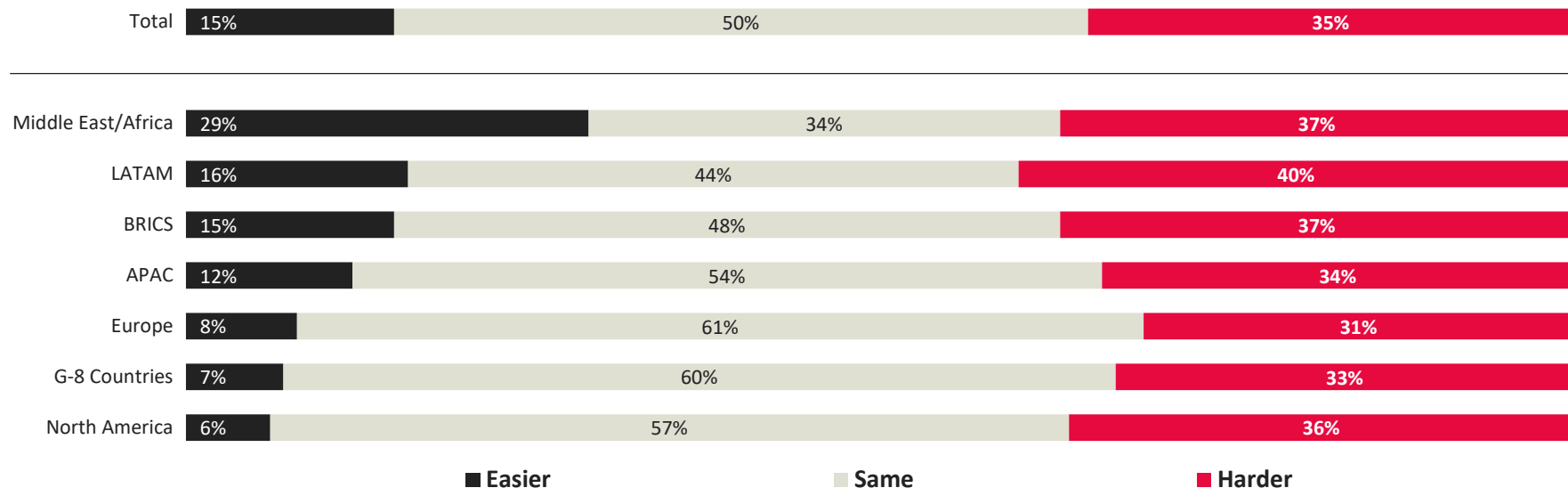
TRUST UNKNOWN EMAIL ADDRESSES

Overall, global citizens are more than twice as likely to think that it has become *harder*, as opposed to *easier*, to trust unknown email addresses, over the past year.



TRUST UNKNOWN EMAIL ADDRESSES

In all regions, considerably more think that it has become *harder* as opposed to *easier* to trust unknown email addresses, in the past year.

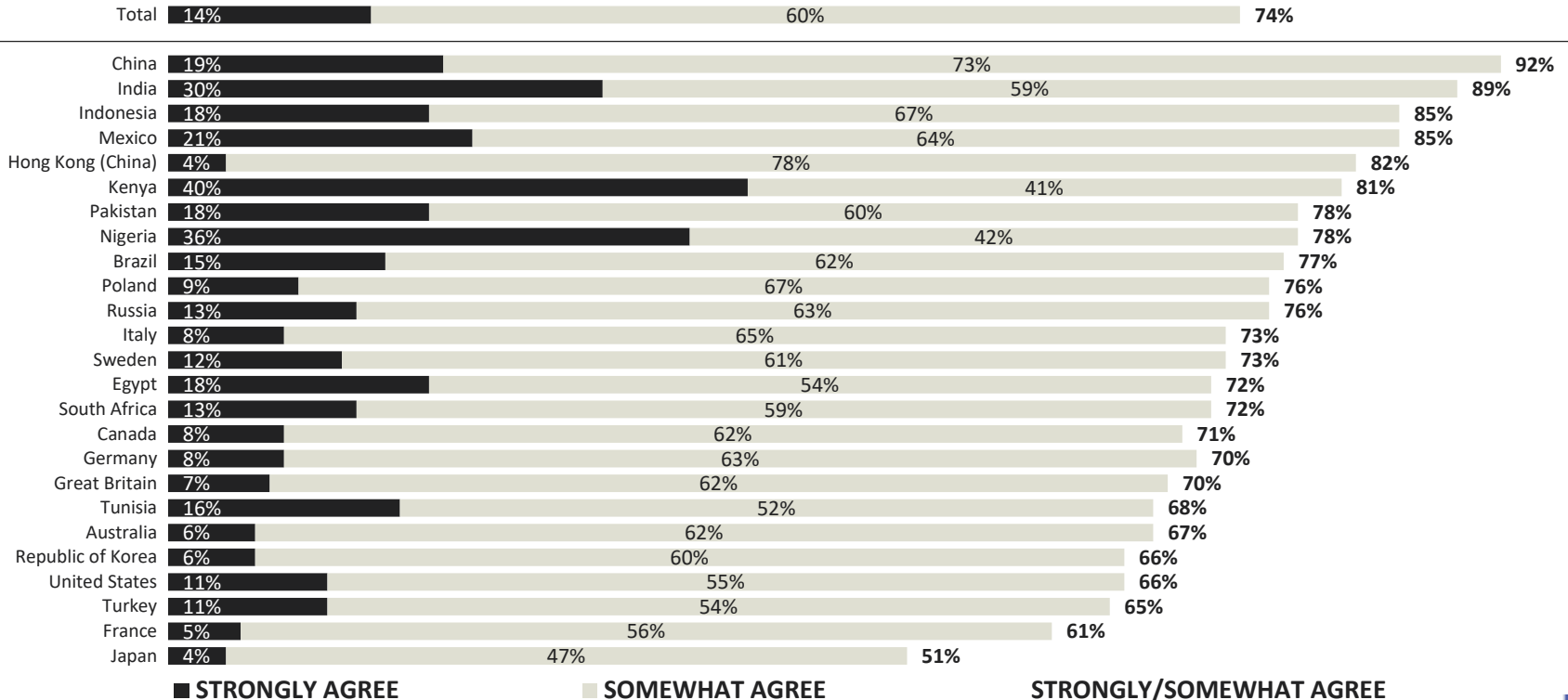




TRUST IN THE INTERNET

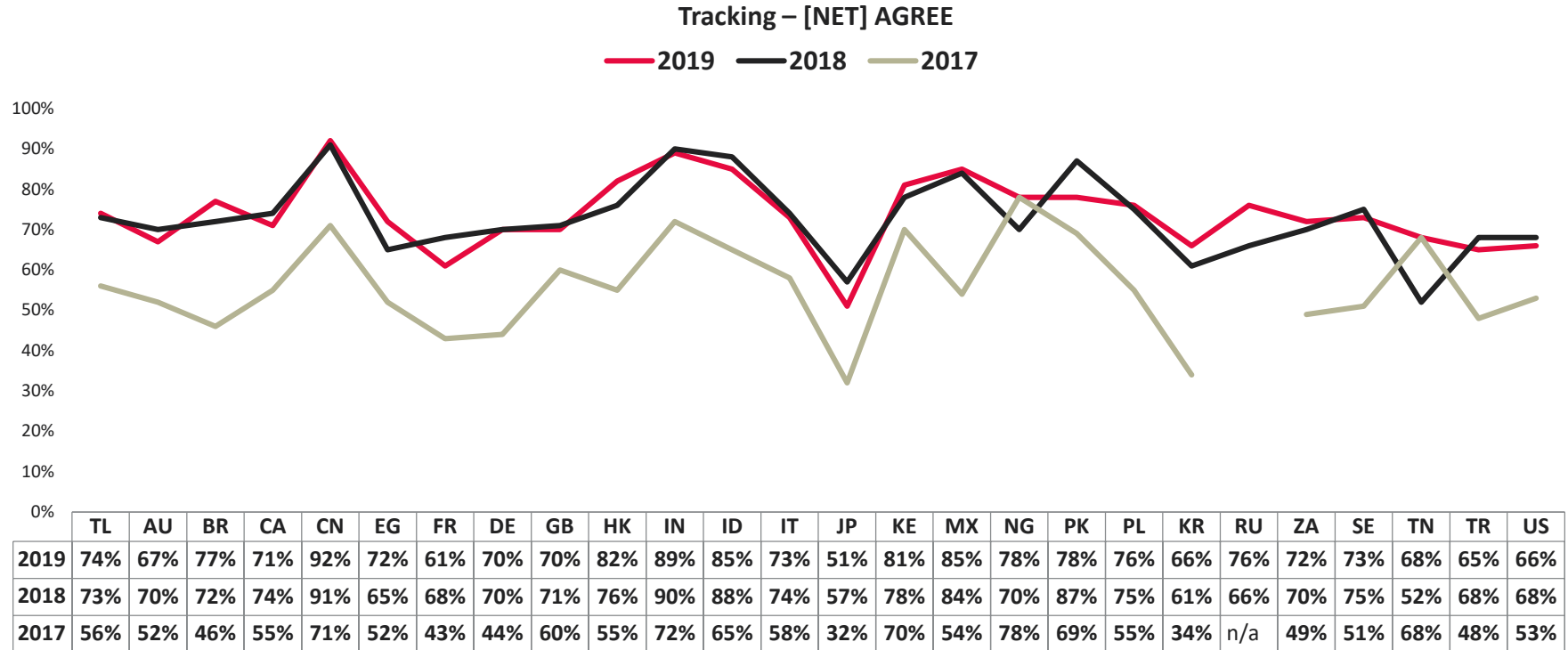
Overall, I trust the Internet— By Economy

Overall, three in four (74%) trust the Internet. Citizens of China (92%) & India (89%) are among the most trusting of the Internet, whereas barely half (51%) of Japanese citizens *agree* (4% strongly; 47% somewhat) that, on balance, they trust the Internet.



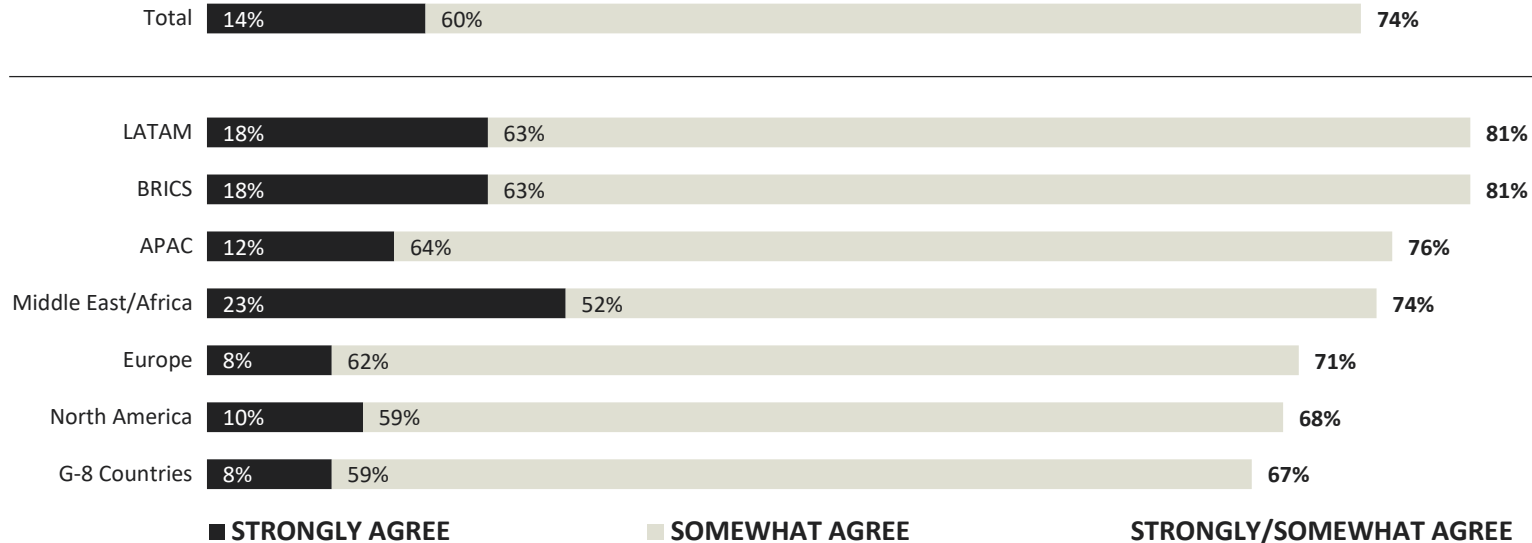
Overall, I trust the Internet— By Economy

Since last year, global citizens are no more, or less, likely to *agree* that they trust the Internet. The greatest upward movement occurs in Tunisia (+16 pts). Pakistan (-9) saw the largest drop.



Overall, I trust the Internet— By Regional Economy

Regionally, a high of four in five BRICS (81%) & LATAM (81%) citizens trust the Internet, compared to a low of two in three in North America (68%) & the G-8 (67%).

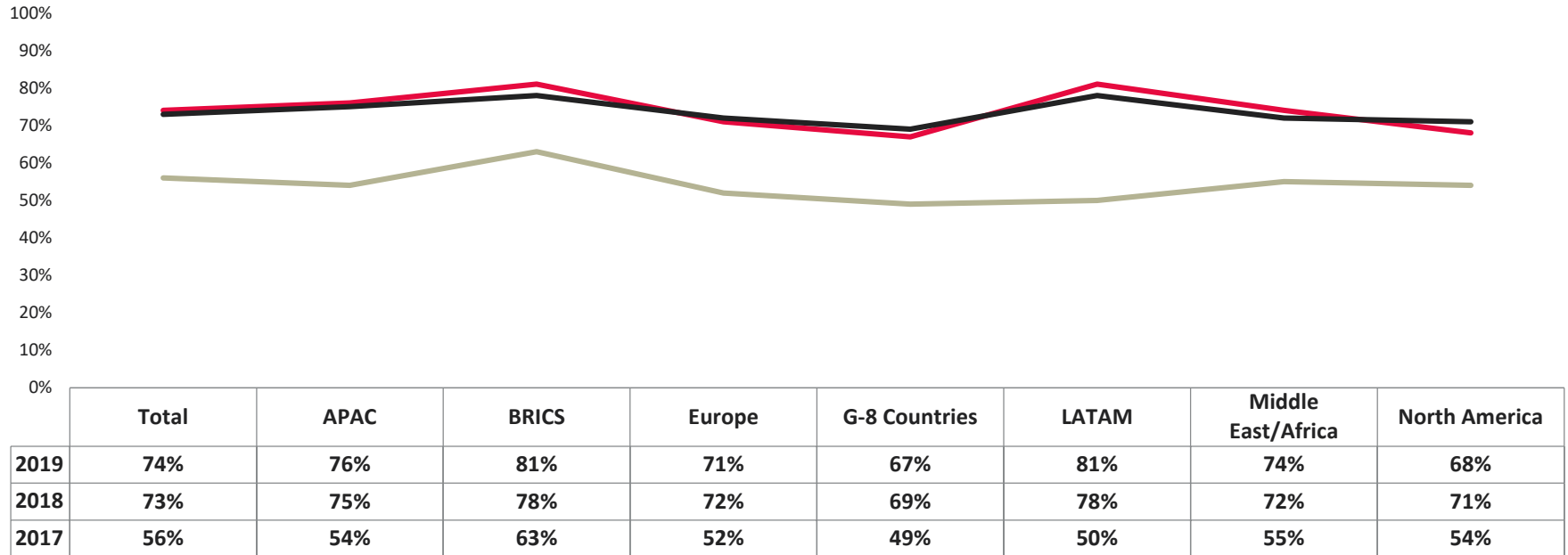


Overall, I trust the Internet— By Regional Economy

Relative to the 2018 survey, trust has increased the most in BRICS (+3 pts) & LATAM (+3). North America (-3 pts) has experienced the greatest drop, wave-over-wave.

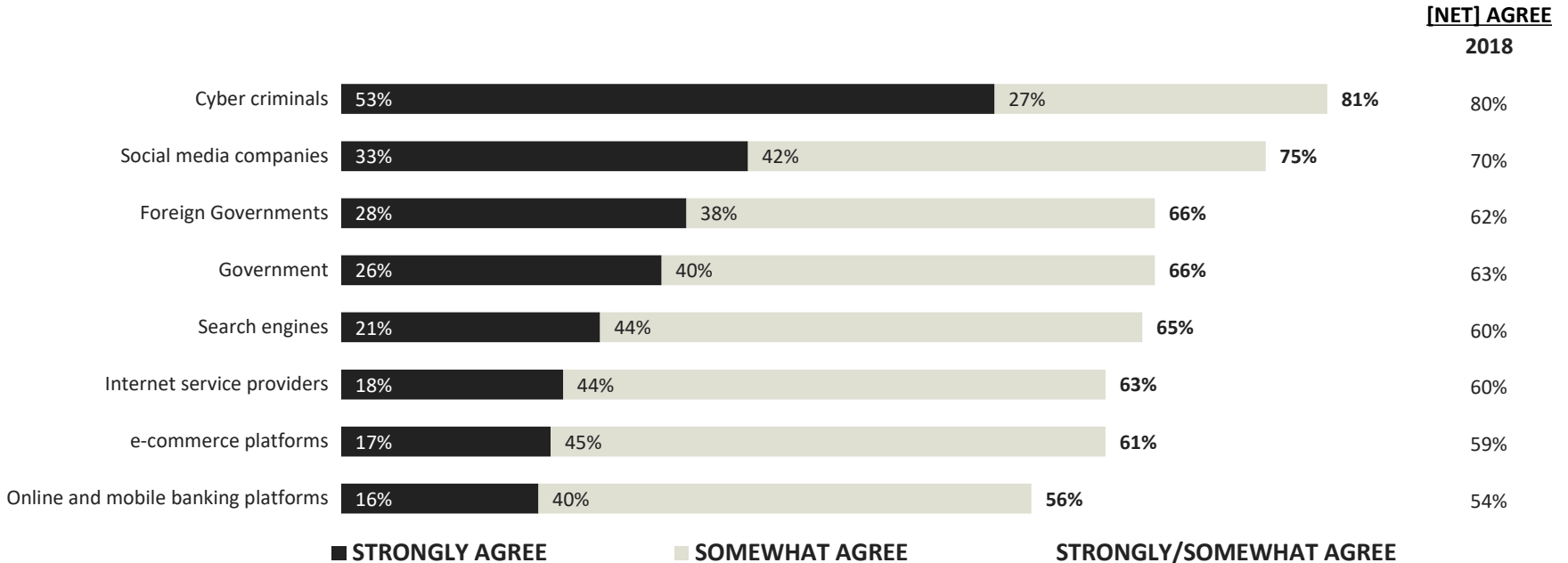
Tracking – [NET] AGREE

— 2019 — 2018 — 2017



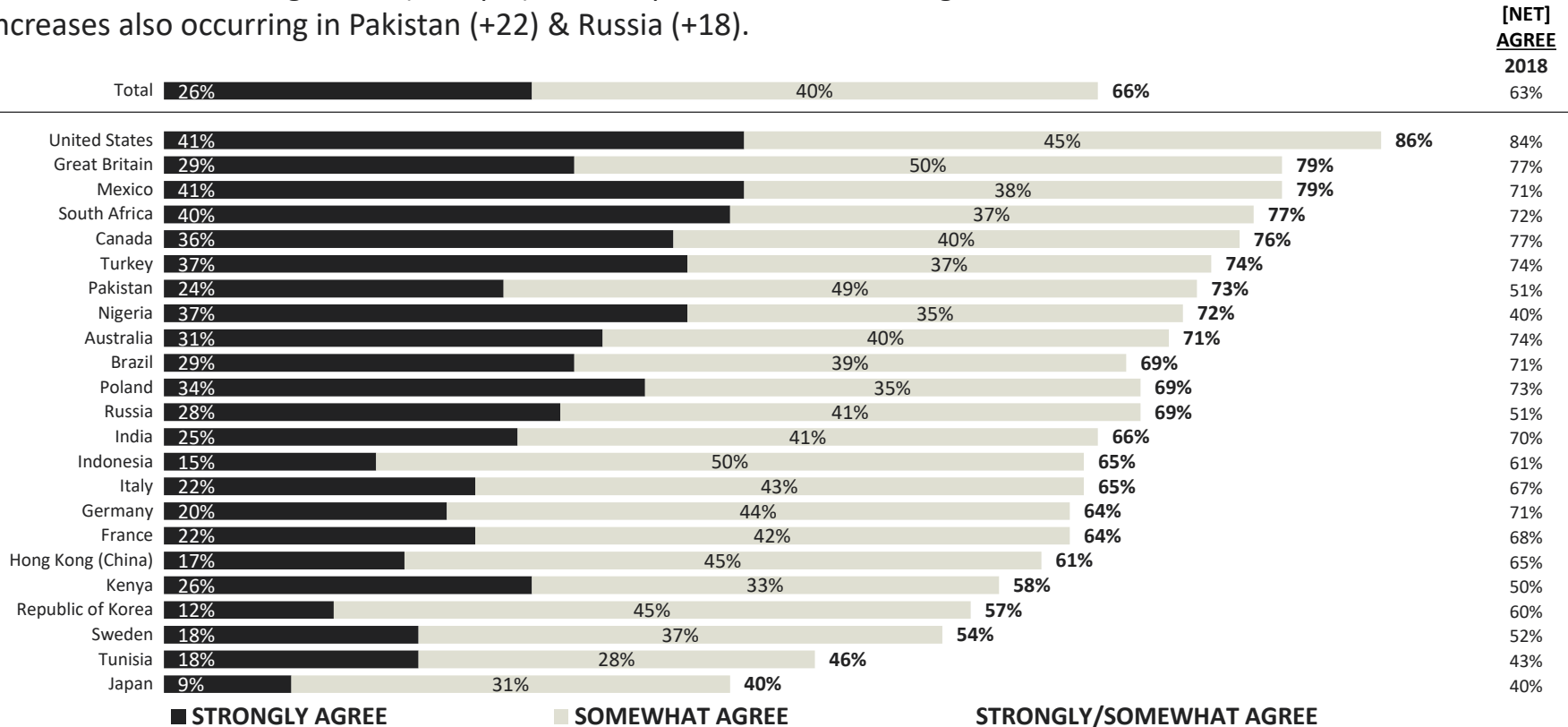
Factors Contributing to Distrust

Among those who distrust the Internet, more *agree* that each factor has contributed to their distrust, wave-over-wave. At eight in ten (81%) cyber criminals continue to be the leading reason for Internet distrust, holding steady, but other factors are growing, most notably social media (+5) and search engines (+5).



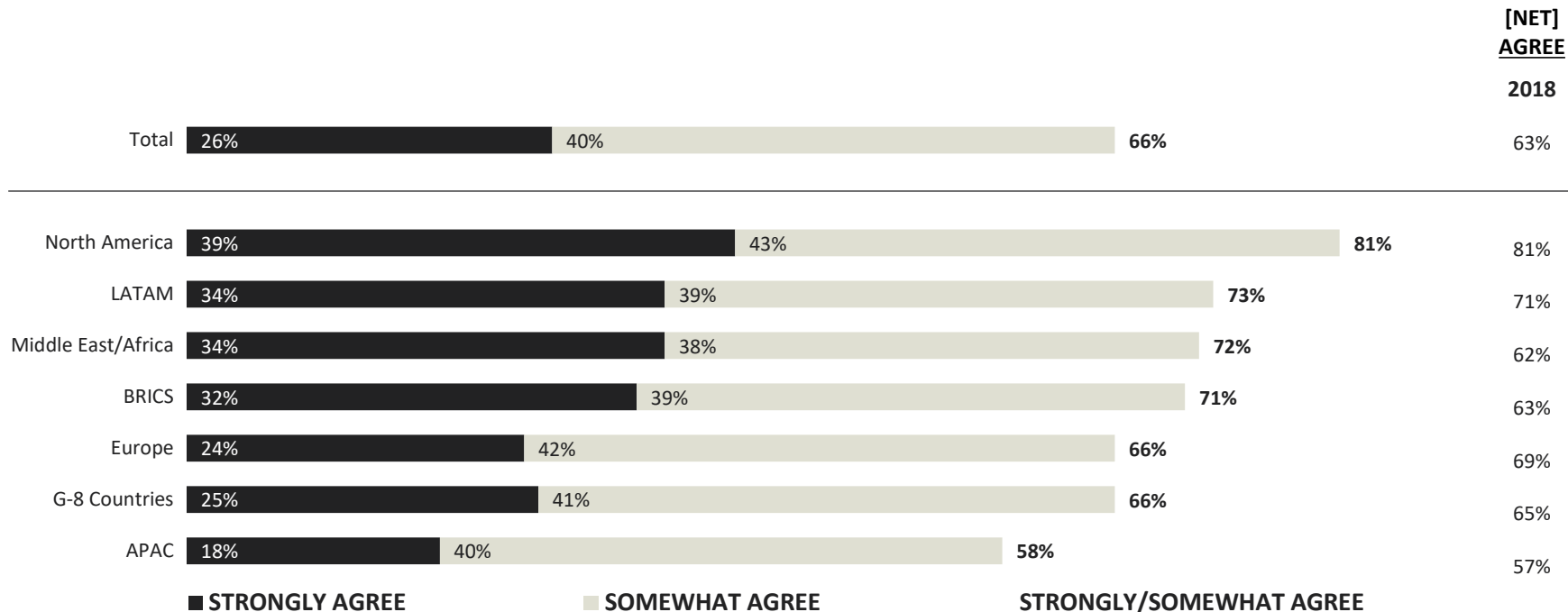
GOVERNMENTS

Consistent with 2018, Americans continue to be the most likely to *agree* (86%) that government contributes to their distrust. However, Nigerians (+32 pts) are responsible for the largest wave-over-wave increase, with sizeable increases also occurring in Pakistan (+22) & Russia (+18).



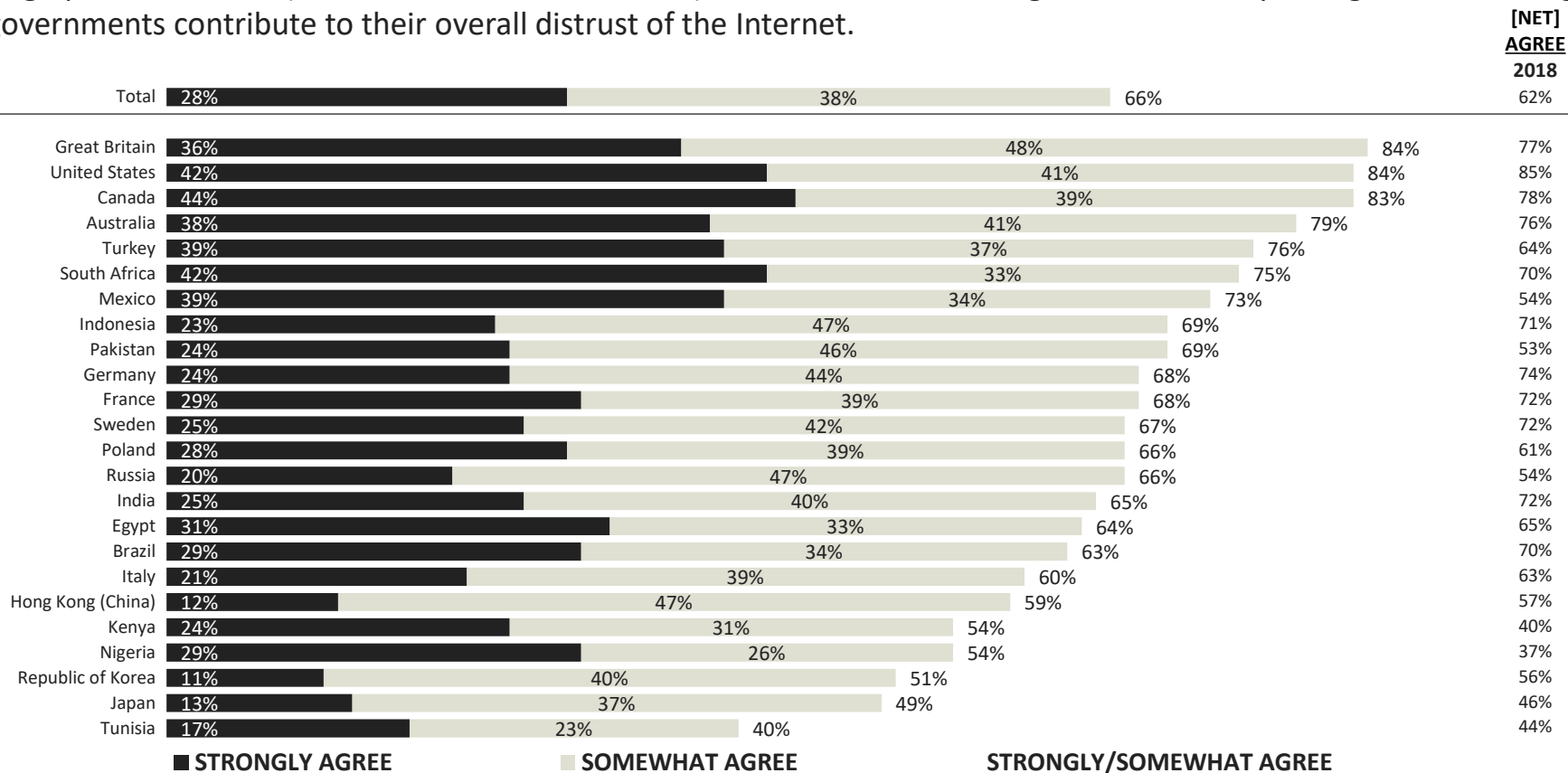
GOVERNMENTS

North Americans (81%) continue to be more likely to list government as a source of their distrust, with notable wave-over-wave movement occurring in the BRICS (+8 pts), Middle Eastern & African (+10) economies, specifically.



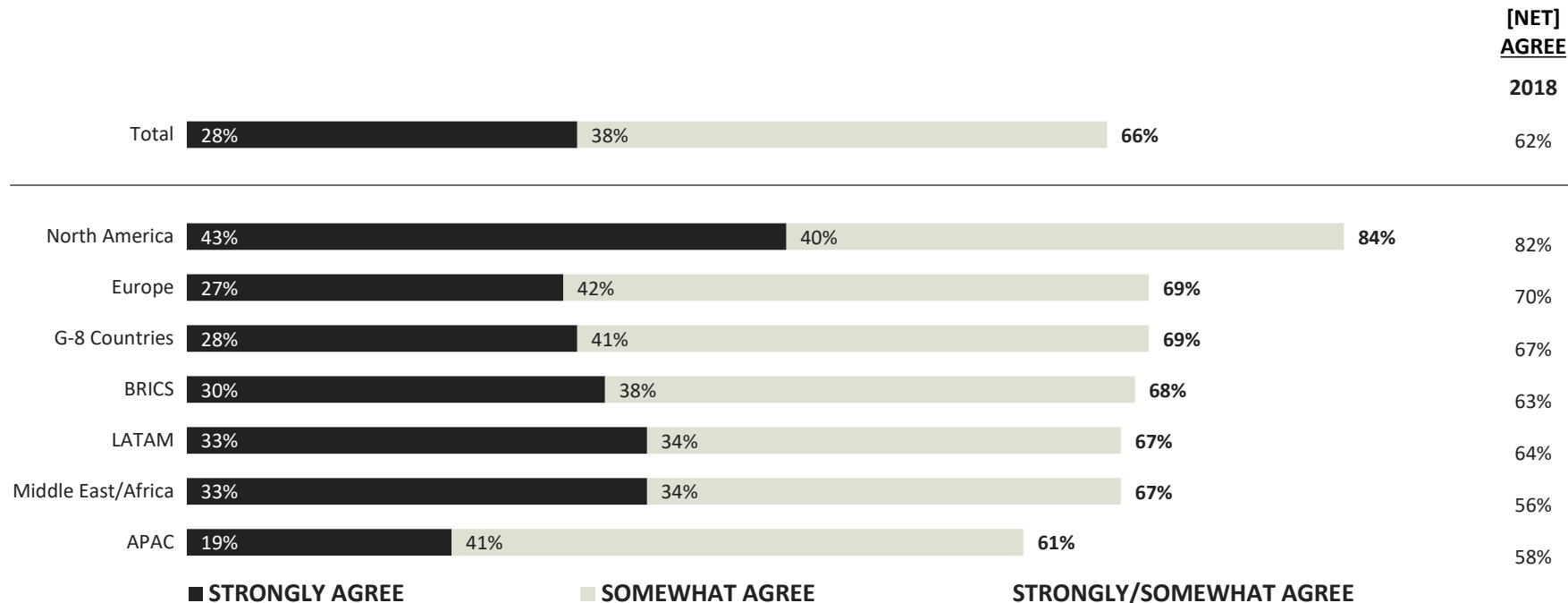
FOREIGN GOVERNMENTS

Anglophone citizens (US, GB, Canada & Australia) continue to be among the most likely to *agree* that foreign governments contribute to their overall distrust of the Internet.



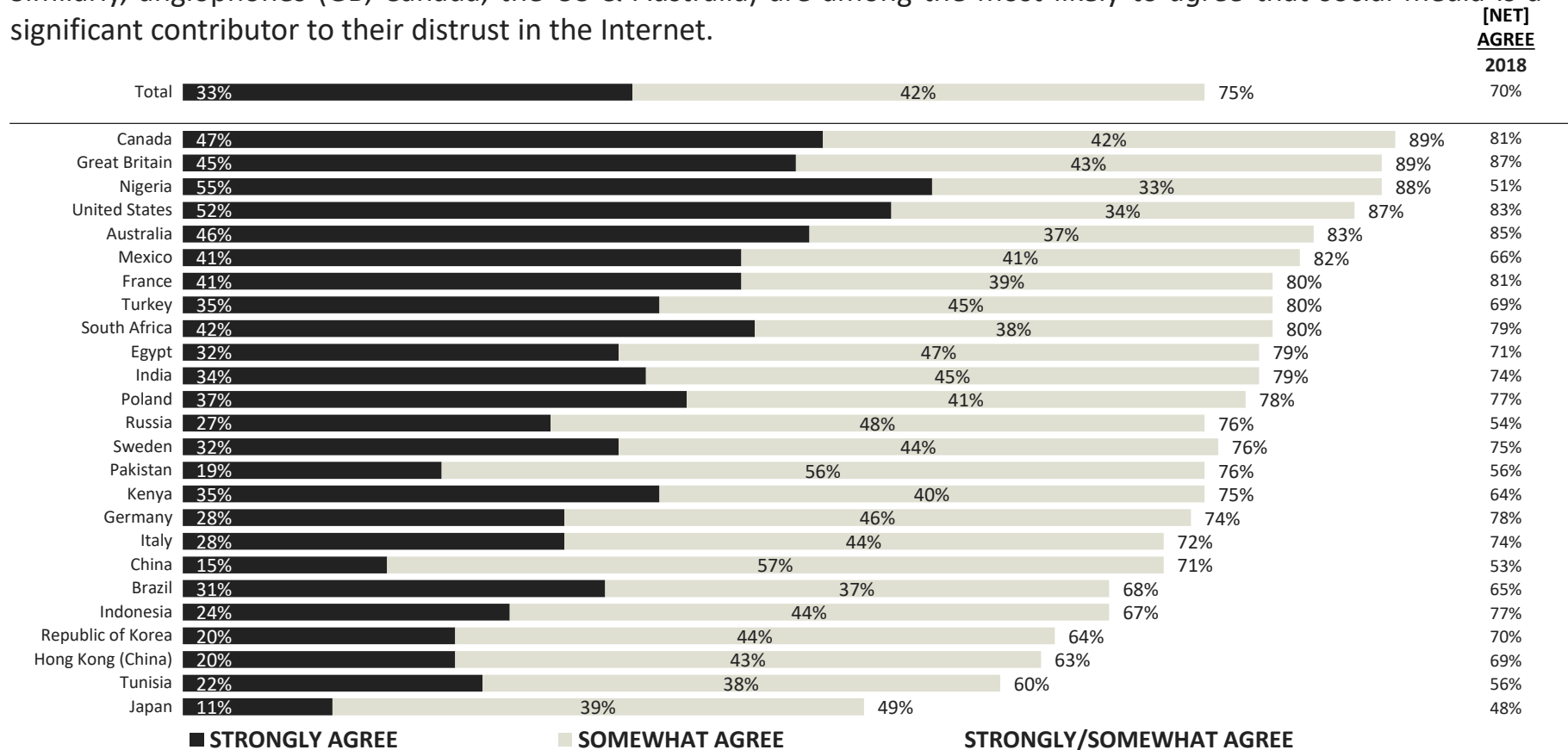
FOREIGN GOVERNMENTS

On balance, there has been an increase (+4 pts) in the incidence of global citizens who claim that foreign governments are contributing to their distrust of the Internet, led by citizens living in the Middle East & Africa (+11).



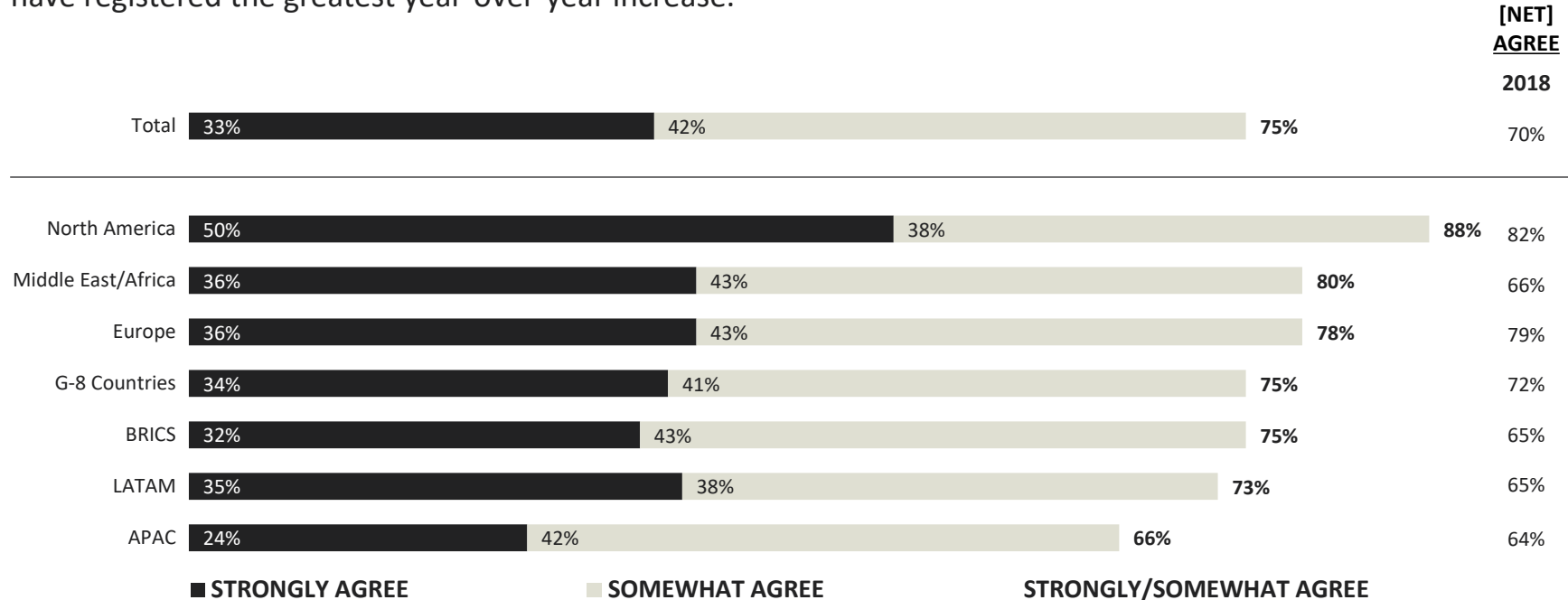
SOCIAL MEDIA COMPANIES

Similarly, anglophones (GB, Canada, the US & Australia) are among the most likely to *agree* that social media is a significant contributor to their distrust in the Internet.



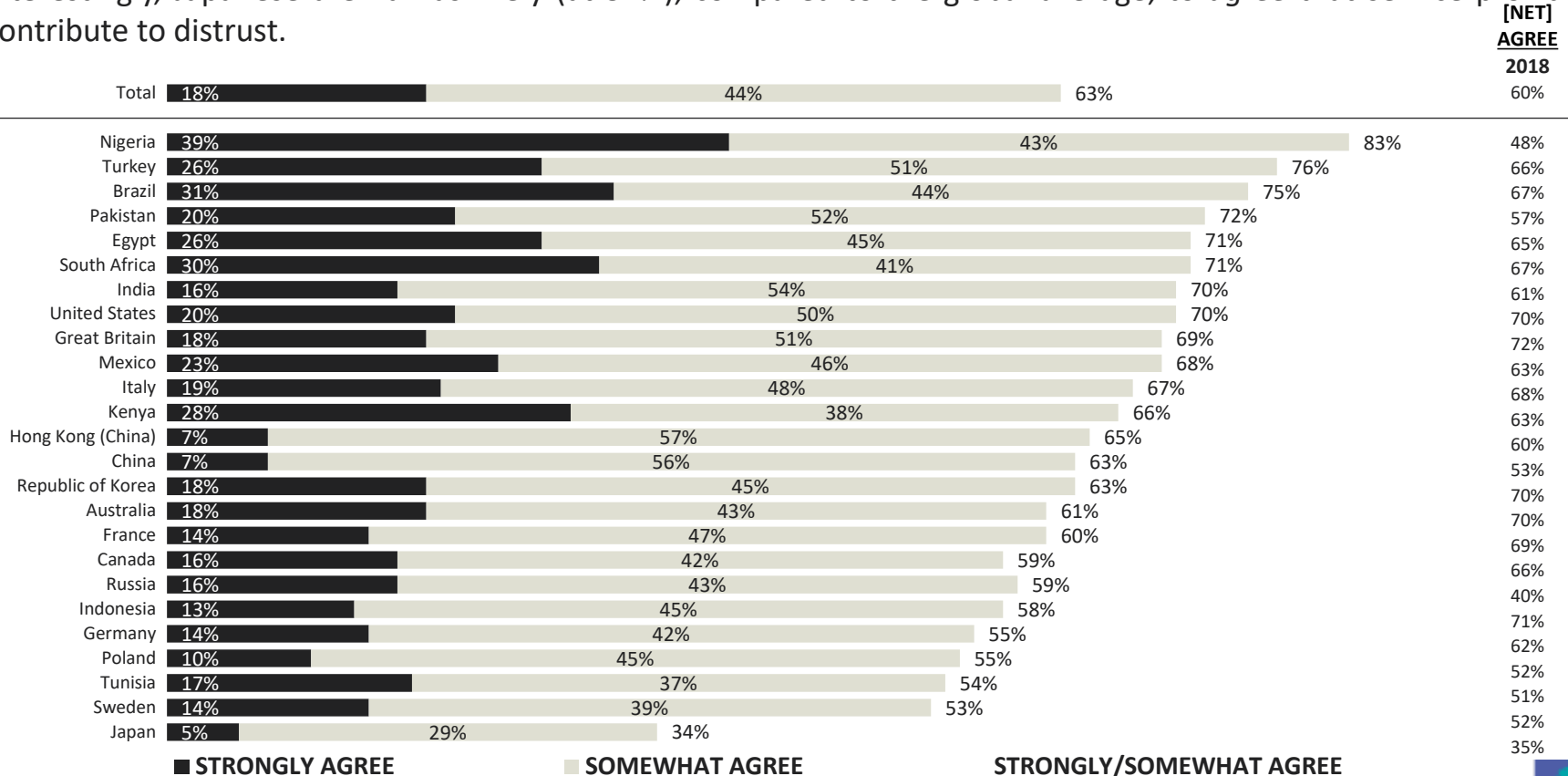
SOCIAL MEDIA COMPANIES

Almost nine in ten (88%) North Americans who distrust the Internet *agree* that social media is responsible for this distrust, far and away the highest proportion out of all regions surveyed. However, the Middle East & Africa (+14 pts) have registered the greatest year-over-year increase.



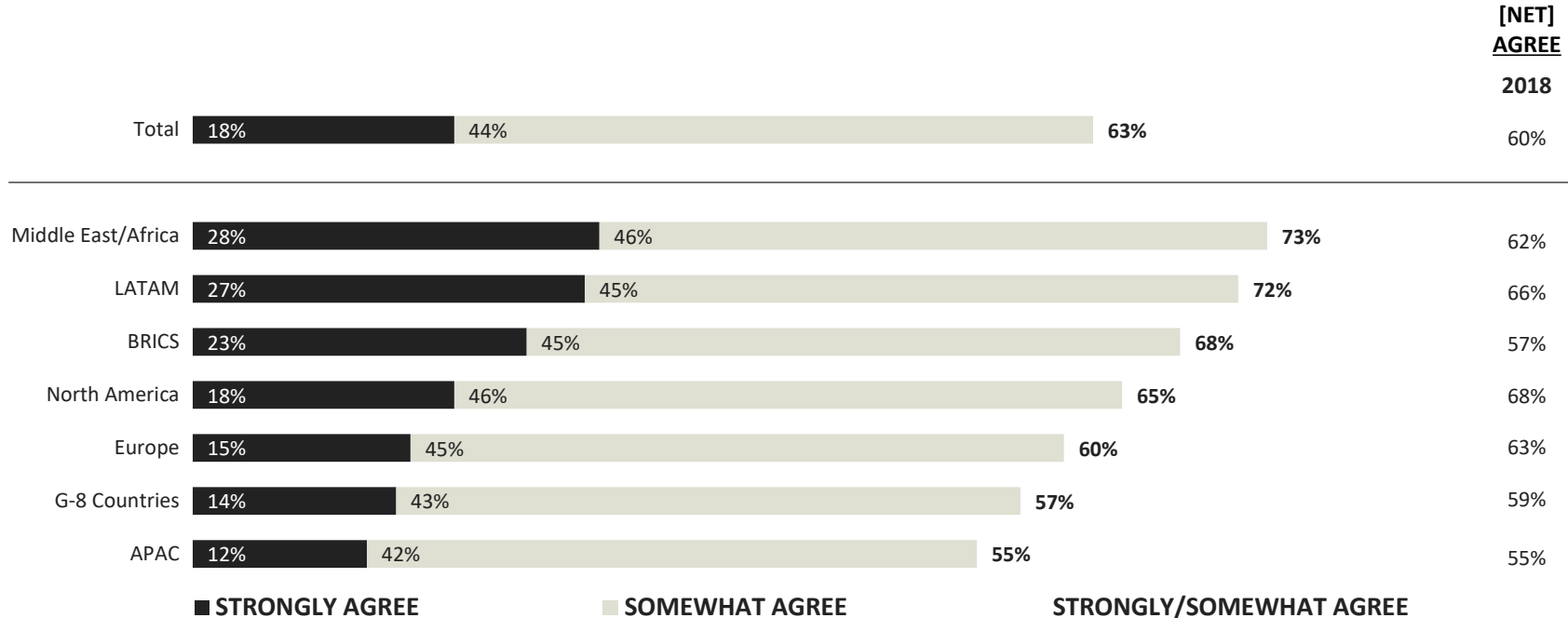
INTERNET SERVICE PROVIDERS

Two-thirds (63%) of those who distrust the Internet *agree* that service providers are a source distrust. Somewhat interestingly, Japanese are half as likely (at 34%), compared to the global average, to *agree* that service providers contribute to distrust.



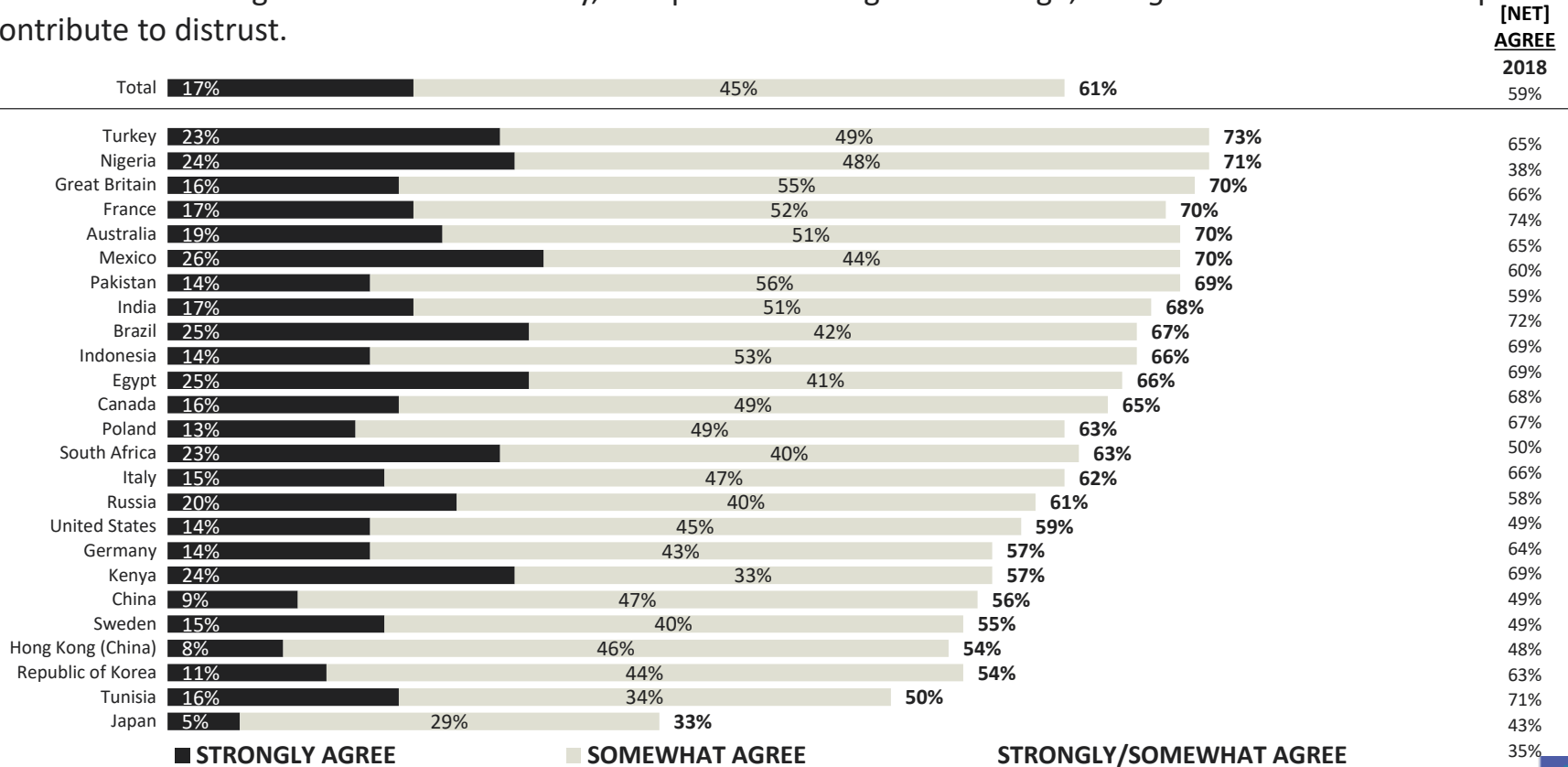
INTERNET SERVICE PROVIDERS

Since 2018, the incidence of citizens living in the BRICS (+11 pts), Middle Eastern & African (+11) economies citing Internet service providers as sources of distrust has increased the most.



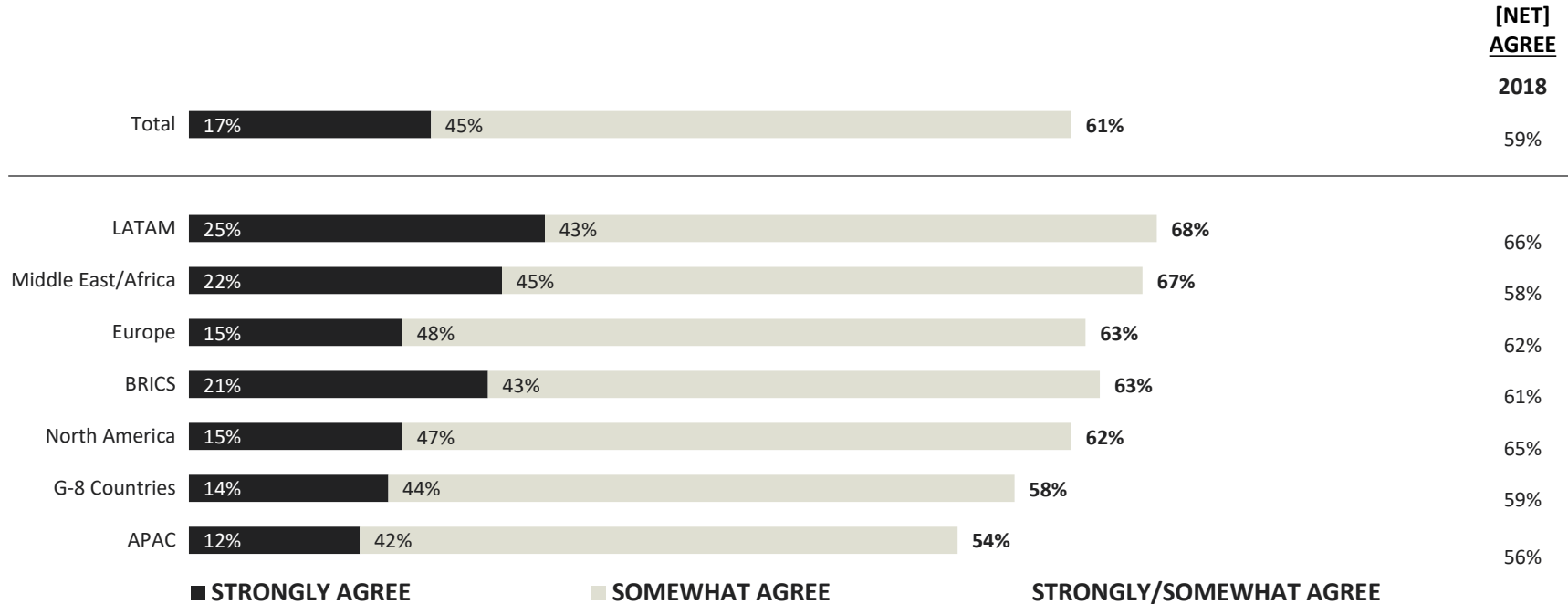
E-COMMERCE PLATFORMS

A majority (61%) who distrust the Internet *agree* that e-commerce platforms are a contributor. At 33%, Japanese citizens are once again about half as likely, compared to the global average, to *agree* that e-commerce platforms contribute to distrust.



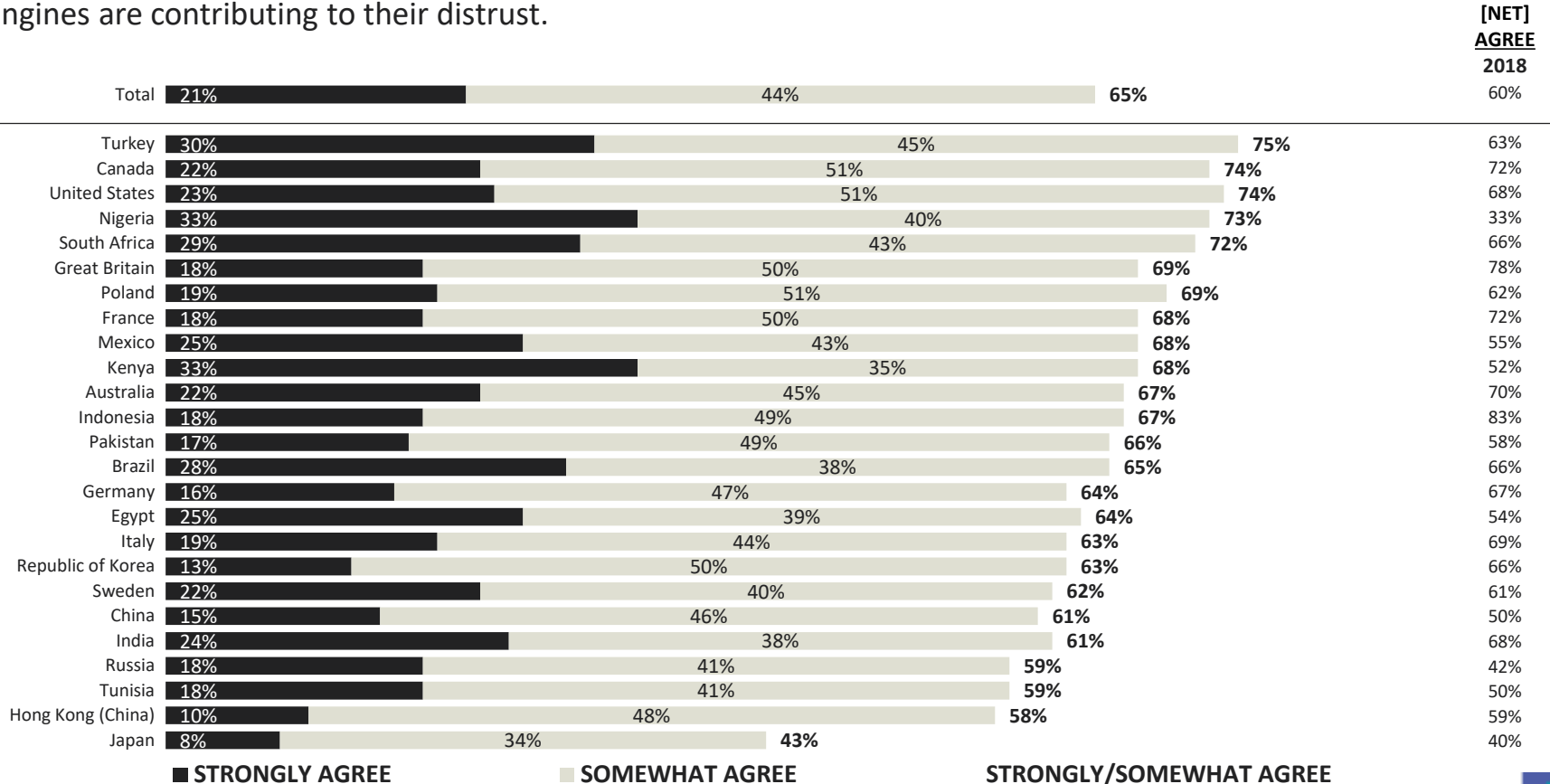
E-COMMERCE PLATFORMS

Distrust with respect to e-commerce platforms has increased the most, year-over-year, in the Middle Eastern & African economies (+9 pts).



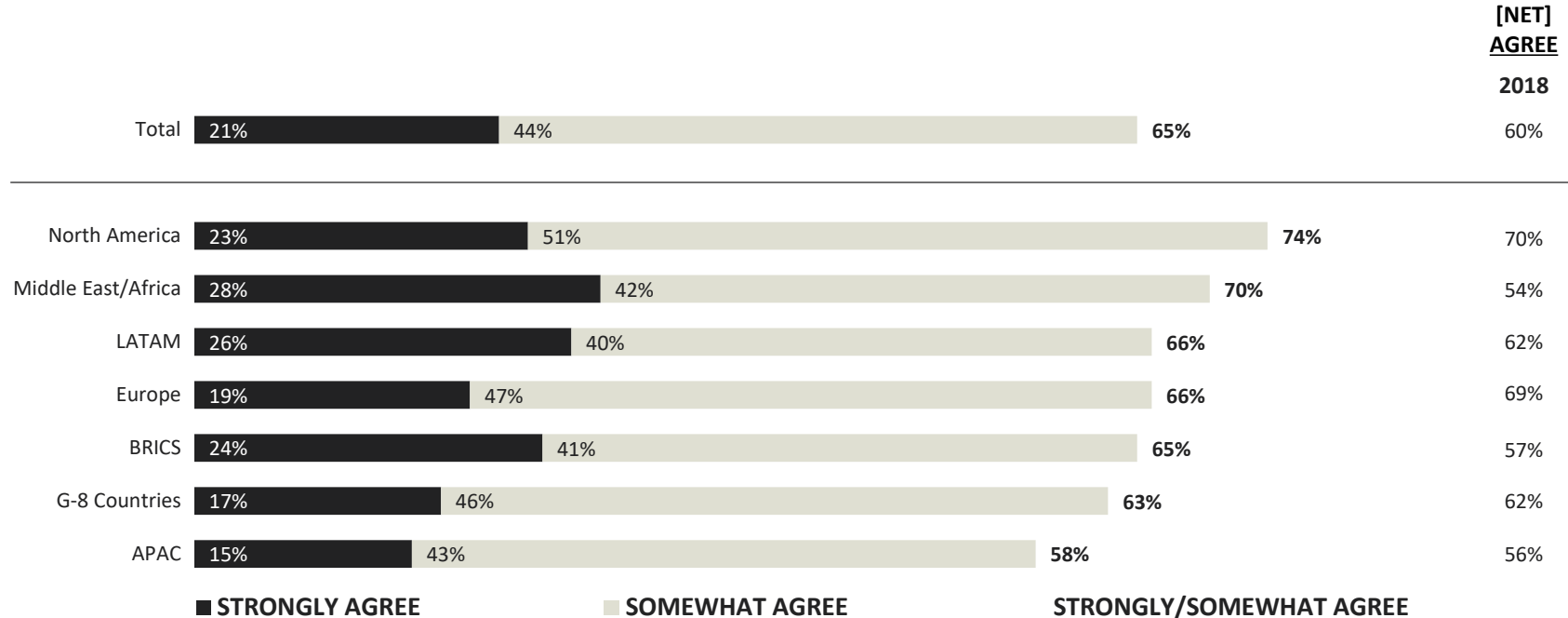
SEARCH ENGINES

Relative to 2018, more than twice as many Nigerians (73%; +40 pts) who distrust the Internet *agree* that search engines are contributing to their distrust.



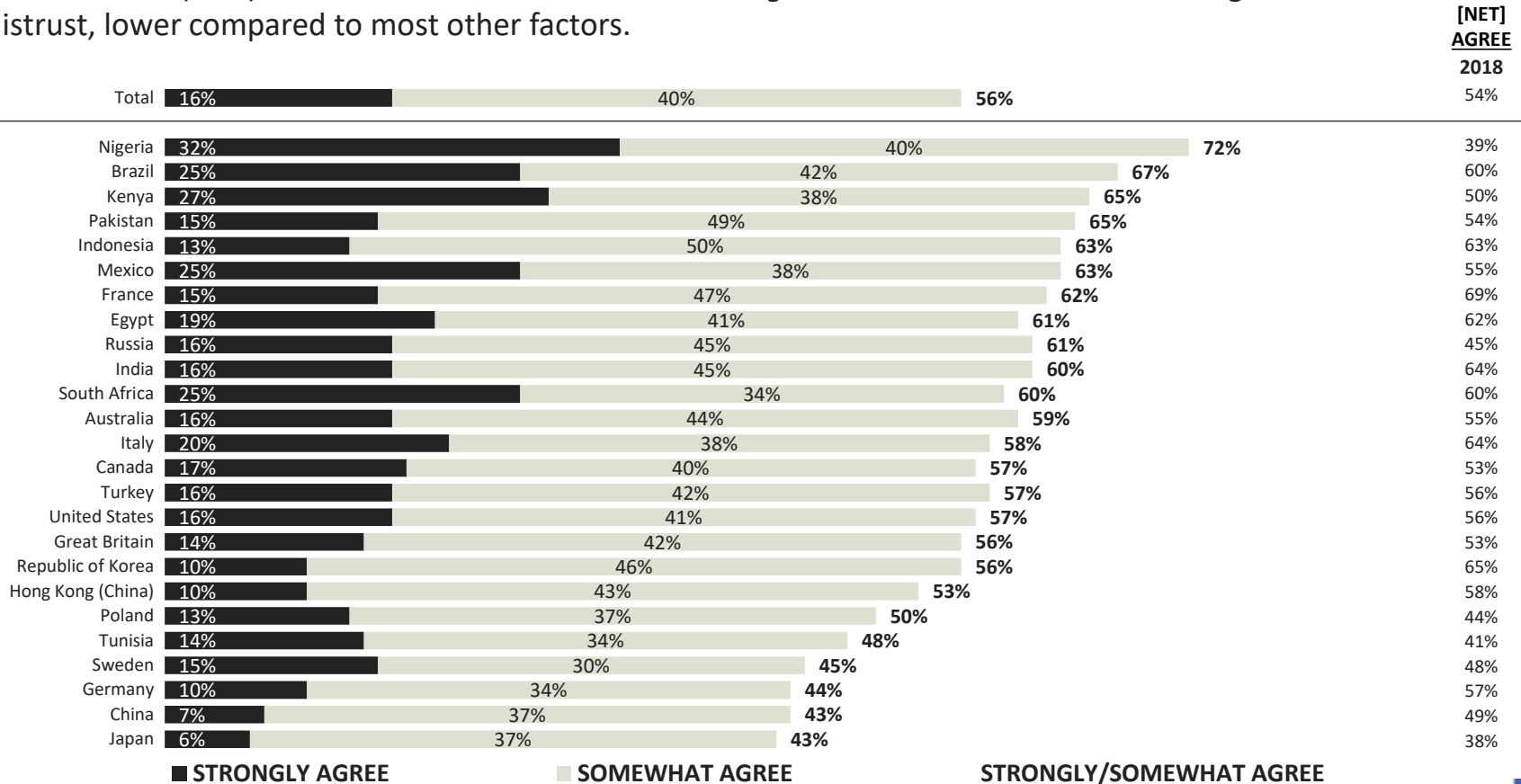
SEARCH ENGINES

Overall, significantly more in all regions, save for Europe (-3 pts), *agree* that search engines have contributed to their distrust in the Internet.



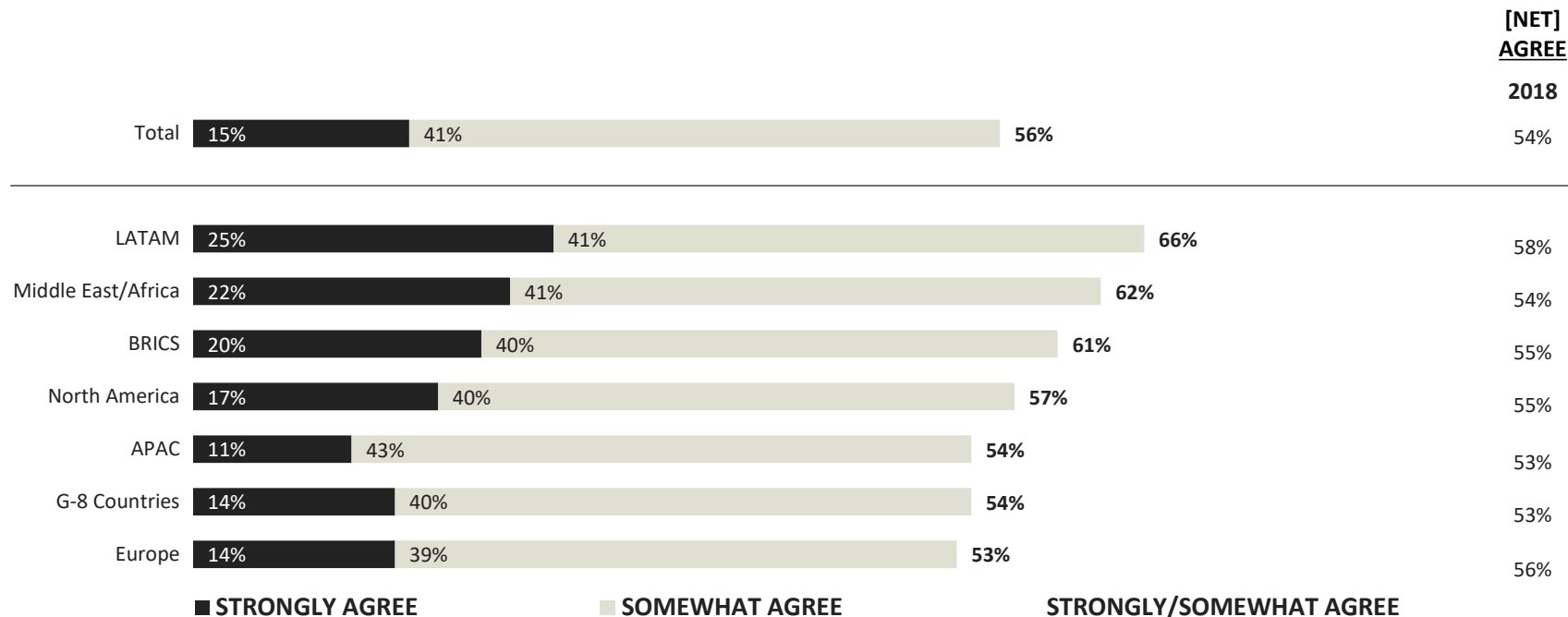
ONLINE AND MOBILE BANKING PLATFORMS

Just over half (56%) of those who distrust the Internet *agree* that online & mobile banking has contributed to their distrust, lower compared to most other factors.



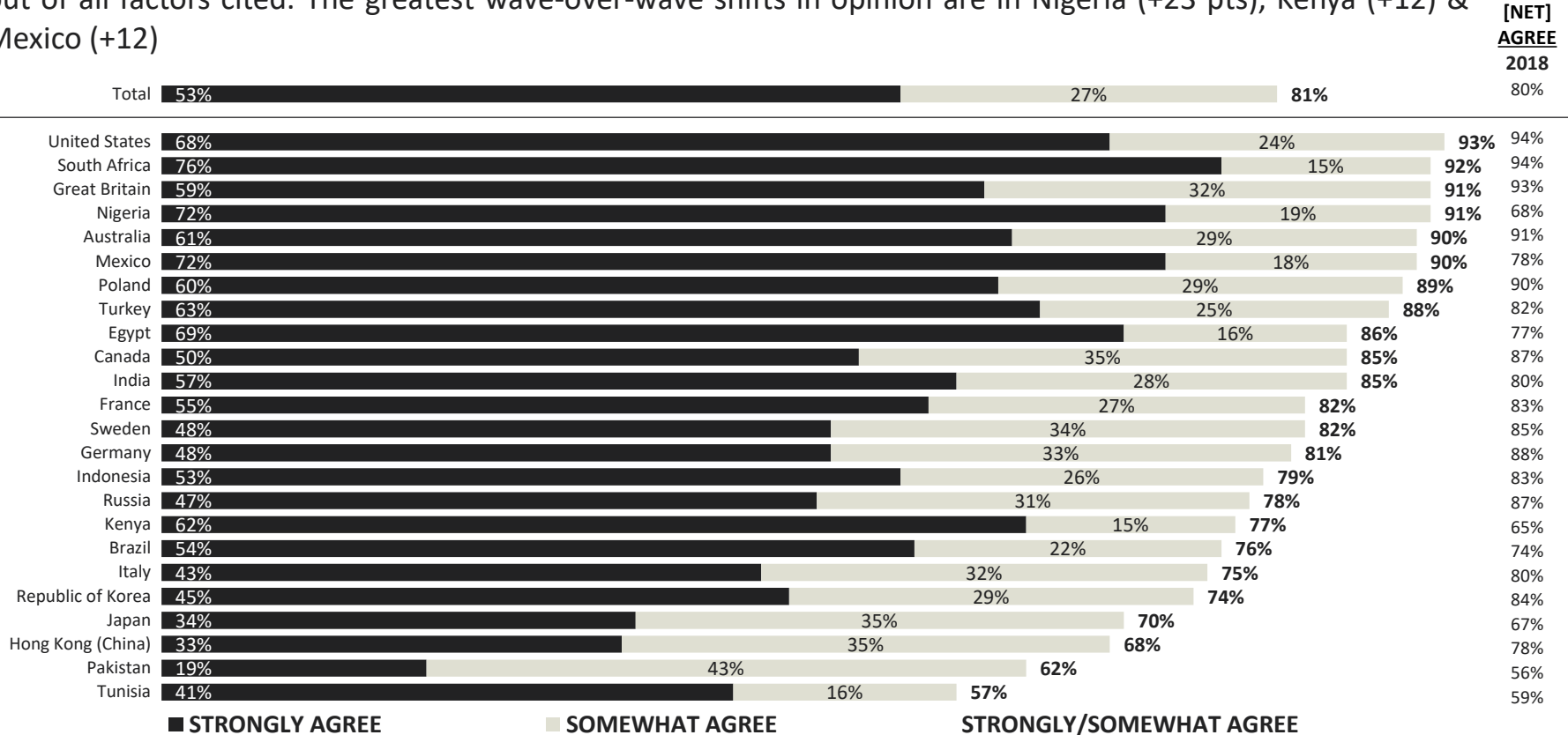
ONLINE AND MOBILE BANKING PLATFORMS

Wave-over-wave, more in each of the regional economies, save for Europe (-3 pts), *agree* that online & mobile banking platforms have contributed to their distrust.



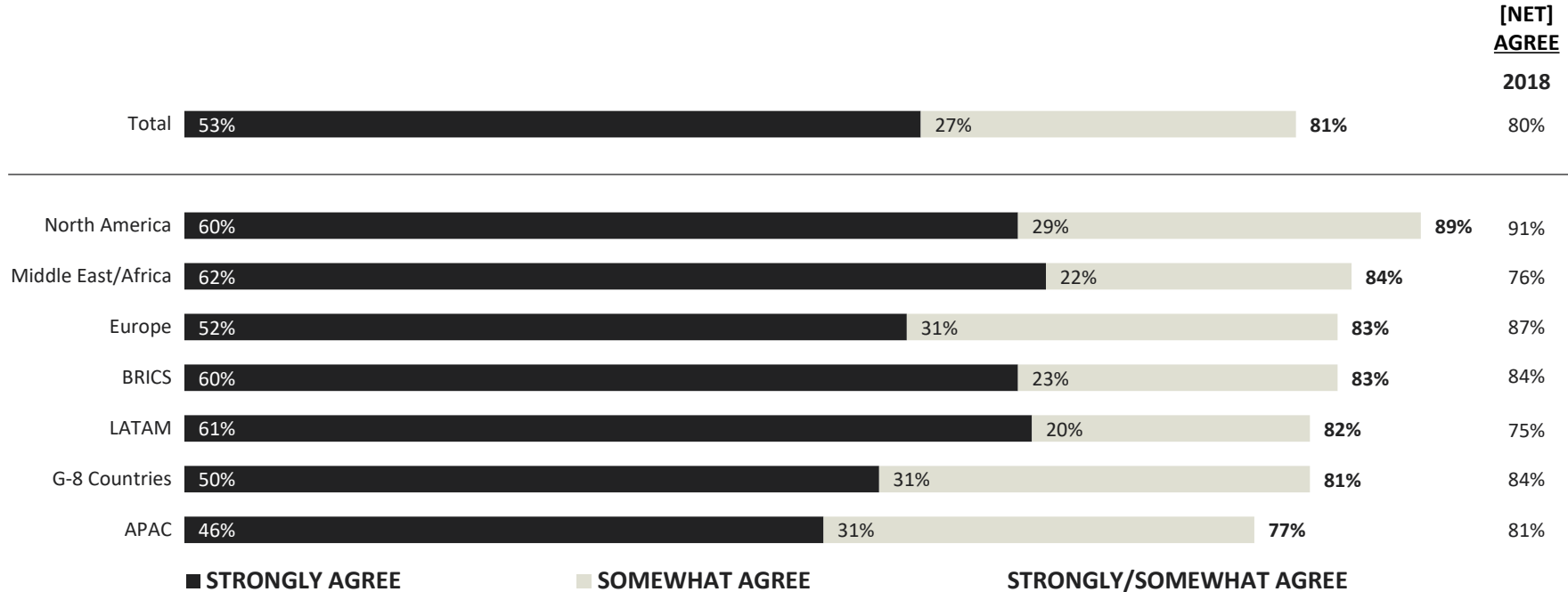
CYBER CRIMINALS

Four in five (81%) *agree* that cyber criminals are contributing to their distrust in the Internet, by far the most out of all factors cited. The greatest wave-over-wave shifts in opinion are in Nigeria (+23 pts), Kenya (+12) & Mexico (+12)



CYBER CRIMINALS

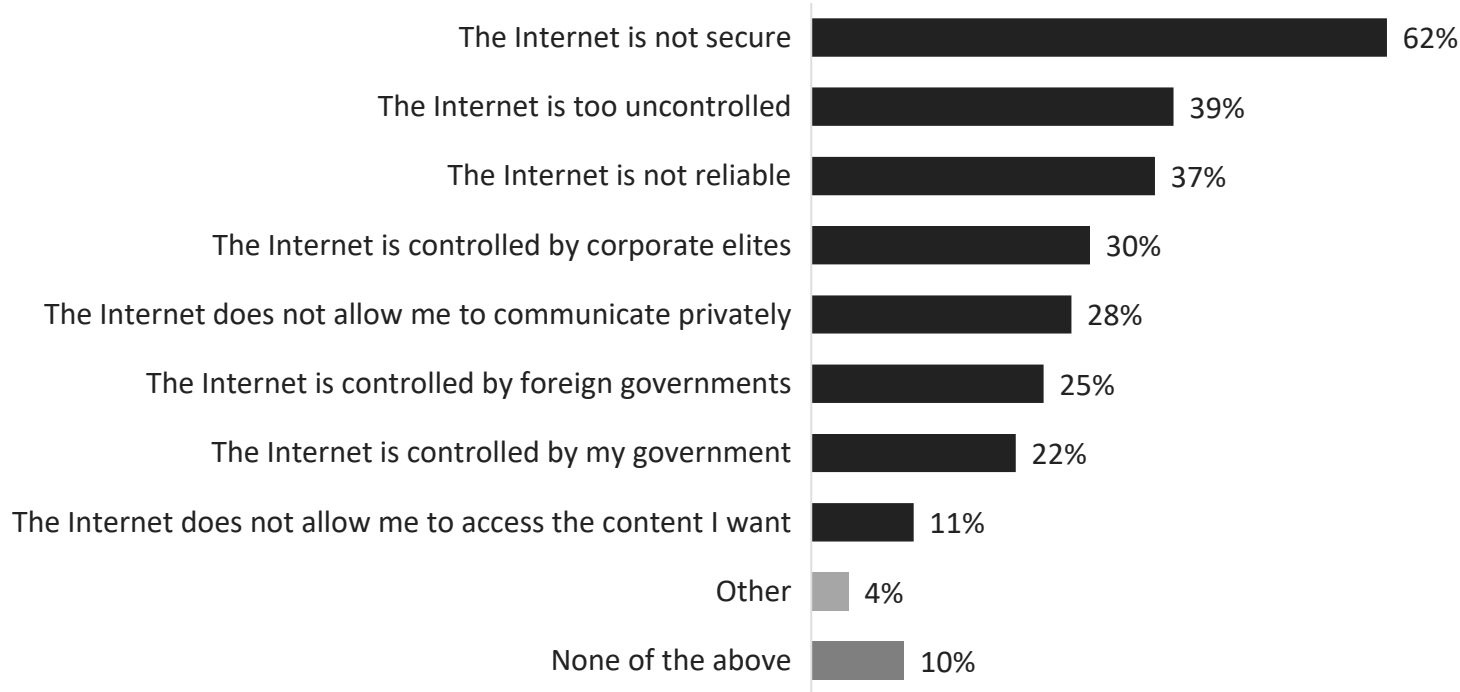
Outside of LATAM (+7 pts), the Middle East & Africa (+8 pts), there is generally a reduced tendency to blame cyber criminals for Internet distrust.



Other Reasons For Distrust

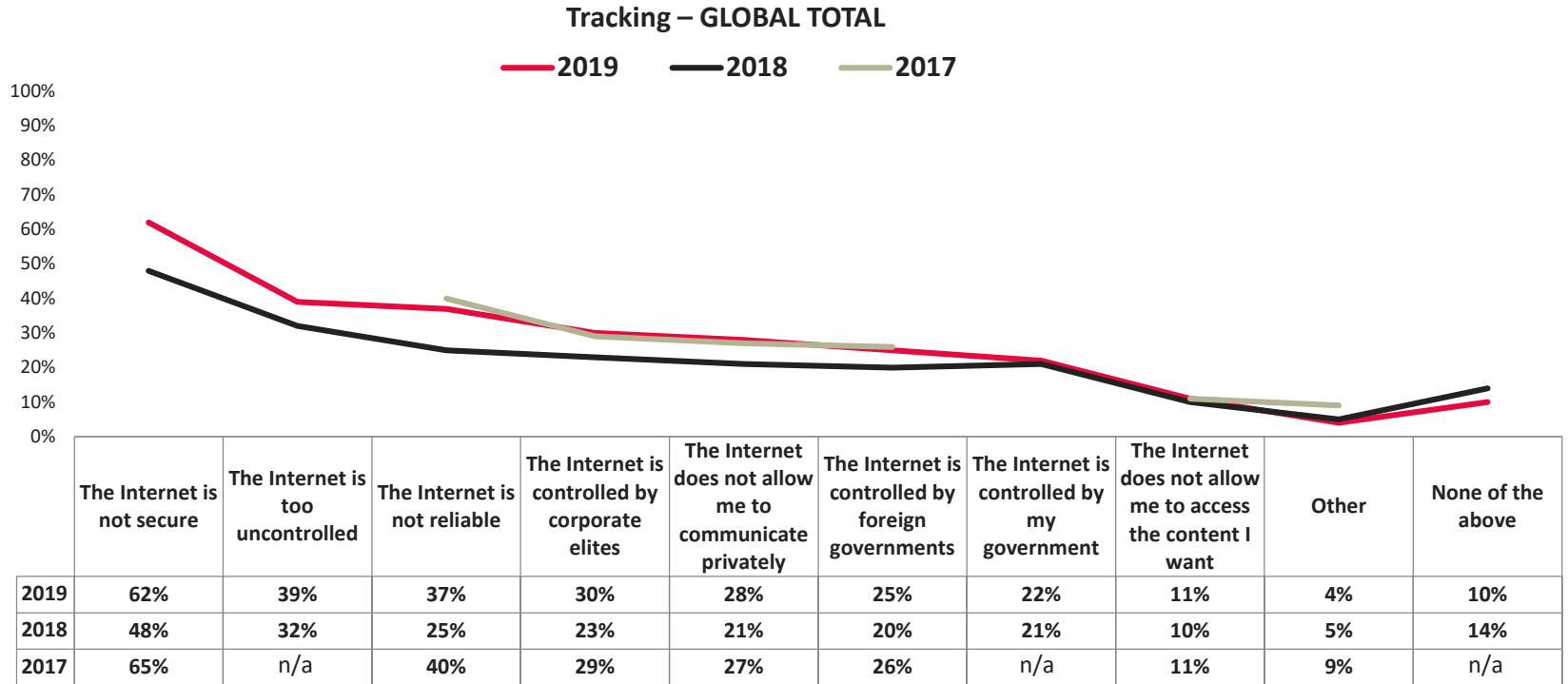
Three in five (62%) global citizens who distrust the Internet indicate that they feel this way because the Internet is not secure.

Global Total - 2019



Other Reasons For Distrust

Relative to 2018, there has been a sharp increase in the proportion who cite a lack of security (+14 pts) & reliability (+12) as other reasons for distrusting the Internet.



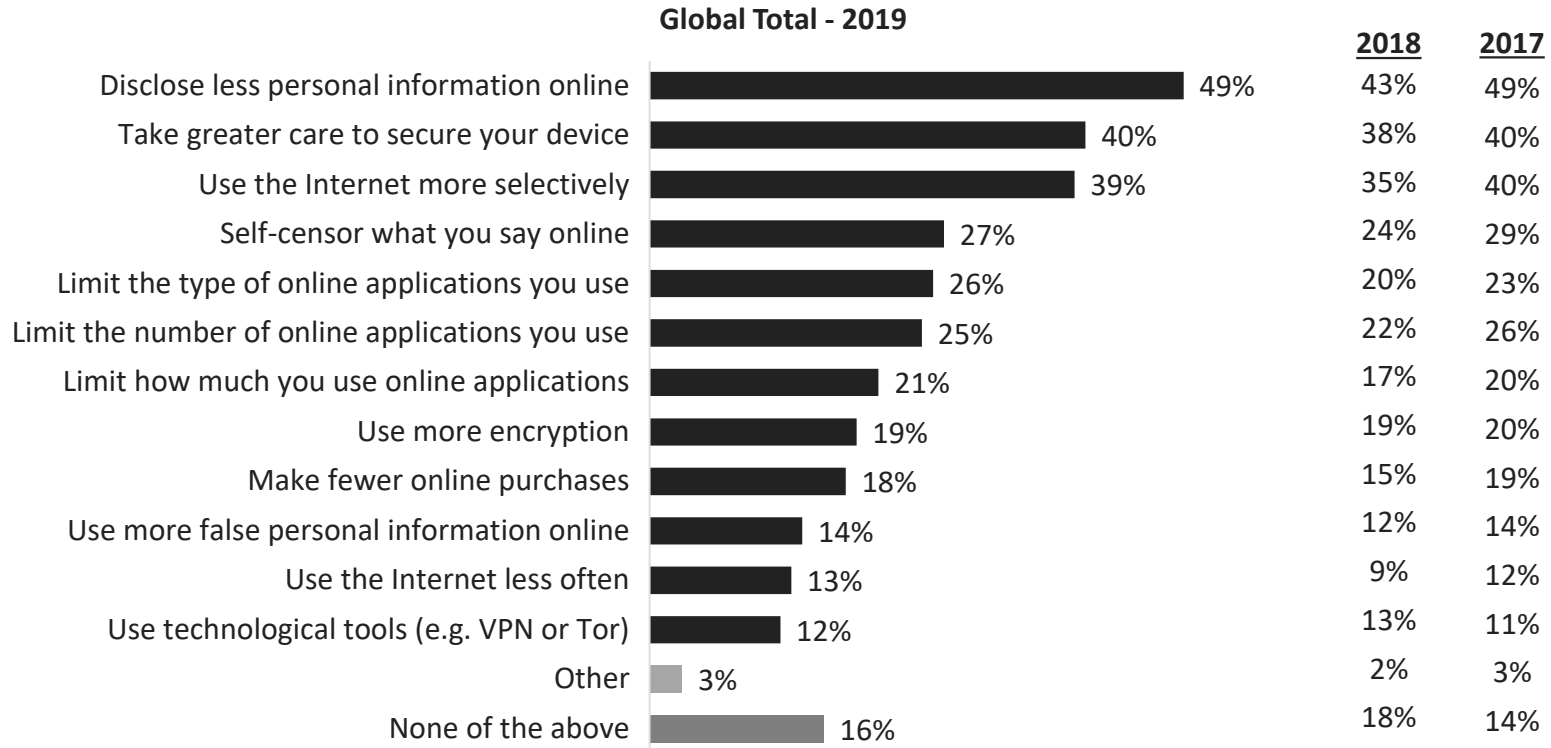
Other Reasons For Distrust – By Regional Economy

When it comes to other reasons for distrust, there is considerable regional variation in opinion.

	REGIONS							
	Total	North America	LATAM	Europe	APAC	G-8 Countries	BRICS	Middle East/Africa
<i>Base: All Respondents</i>	<i>n=6608</i>	<i>n=644</i>	<i>n=406</i>	<i>n=1812</i>	<i>n=1891</i>	<i>n=2643</i>	<i>n=959</i>	<i>n=1533</i>
The Internet is not secure	62%	69%	61%	54%	61%	57%	63%	63%
The Internet is too uncontrolled	39%	29%	35%	36%	38%	37%	40%	42%
The Internet is not reliable	37%	28%	48%	32%	32%	28%	42%	42%
The Internet is controlled by corporate elites	30%	35%	22%	31%	23%	27%	30%	29%
The Internet does not allow me to communicate privately	28%	31%	34%	33%	20%	27%	34%	20%
The Internet is controlled by foreign governments	25%	18%	22%	21%	17%	19%	24%	33%
The Internet is controlled by my government	22%	24%	17%	20%	20%	20%	26%	20%
The Internet does not allow me to access the content I want	11%	4%	7%	6%	11%	5%	14%	14%
Other	4%	6%	2%	4%	3%	4%	4%	6%
None of the above	10%	8%	5%	12%	12%	14%	6%	7%

Ways Lack of Distrust Has Changed Internet Behaviour

About half (49%) of those who distrust the Internet indicate that this distrust has compelled them to disclose less personal information online, a figure which marks a significant increase over 2018 (+6 pts) and is on par with 2017.



Ways Lack of Distrust Has Changed Internet Behaviour – By Regional Economy

Distrusting citizens who live in developing economies tend to be more likely to have made each of the behavioural changes, with respect to Internet usage.


	REGIONS							
	Total	North America	LATAM	Europe	APAC	G-8 Countries	BRICS	Middle East/Africa
<i>Base: All Respondents</i>	<i>n=6608</i>	<i>n=644</i>	<i>n=406</i>	<i>n=1812</i>	<i>n=1891</i>	<i>n=2643</i>	<i>n=959</i>	<i>n=1533</i>
Disclose less personal information online	49%	53%	53%	41%	47%	41%	57%	50%
Take greater care to secure your device	40%	45%	41%	32%	34%	32%	44%	44%
Use the Internet more selectively	39%	42%	50%	32%	34%	32%	49%	42%
Self-censor what you say online	27%	35%	24%	19%	24%	22%	32%	30%
Limit the type of online applications you use	26%	28%	27%	19%	20%	19%	31%	29%
Limit the number of online applications you use	25%	28%	25%	20%	19%	19%	31%	29%
Limit how much you use online applications	21%	23%	20%	16%	17%	16%	25%	21%
Use more encryption	19%	16%	17%	12%	18%	11%	22%	24%
Make fewer online purchases	18%	18%	19%	12%	13%	13%	23%	24%
Use more false personal information online	14%	17%	10%	14%	12%	12%	14%	14%
Use the Internet less often	13%	11%	13%	10%	10%	8%	12%	18%
Use technological tools (e.g. VPN or Tor)	12%	10%	11%	10%	11%	9%	18%	16%
Other	3%	4%	1%	2%	3%	3%	3%	4%
None of the above	16%	15%	8%	23%	21%	26%	9%	9%

Contacts



SEAN SIMPSON
Vice President, Ipsos Public Affairs


 Sean.simpson@ipsos.com

 416-324-2002



JAMES COTTRILL
Account Manager

 James.cottrill@ipsos.com

 4165724421

ABOUT IPSOS

Ipsos is an independent market research company controlled and managed by research professionals. Founded in France in 1975, Ipsos has grown into a worldwide research group with a strong presence in all key markets. Ipsos ranks fourth in the global research industry.

With offices in 89 economies, Ipsos delivers insightful expertise across five research specializations: brand, advertising and media; customer loyalty; marketing; public affairs research; and survey management.

Ipsos researchers assess market potential and interpret market trends. They develop and build brands. They help clients build long-term relationships with their customers. They test advertising and study audience responses to various media and they measure public opinion around the globe.

Ipsos has been listed on the Paris Stock Exchange since 1999 and generated global revenues of €1,780.5 million in 2017.

GAME CHANGERS

At Ipsos we are passionately curious about people, markets, brands and society. We deliver information and analysis that makes our complex world easier and faster to navigate and inspires our clients to make smarter decisions.

We believe that our work is important. Security, simplicity, speed and substance applies to everything we do.

Through specialisation, we offer our clients a unique depth of knowledge and expertise. Learning from different experiences gives us perspective and inspires us to boldly call things into question, to be creative.

By nurturing a culture of collaboration and curiosity, we attract the highest calibre of people who have the ability and desire to influence and shape the future.

“GAME CHANGERS” – our tagline – summarises our ambition.