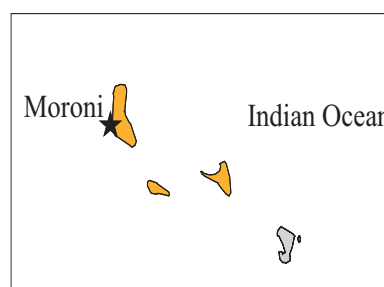


Comoros



Area ('000 km²):		2.2
Population (millions):	2001	0.7
Capital city:		Moroni
Official language:		Arabic, Comorian and French
Currency:		Comorian franc
Exchange rate (period average):	2001	Cfr553.88=\$1
GDP in current prices (millions of dollars):	2000	201.9
Exports of goods and services (millions of dollars):	1999	50.3
Imports of goods and services (millions of dollars):	1999	78.3
Official development assistance (millions of dollars):	2000	10.8
External debt (millions of dollars):	2000	232

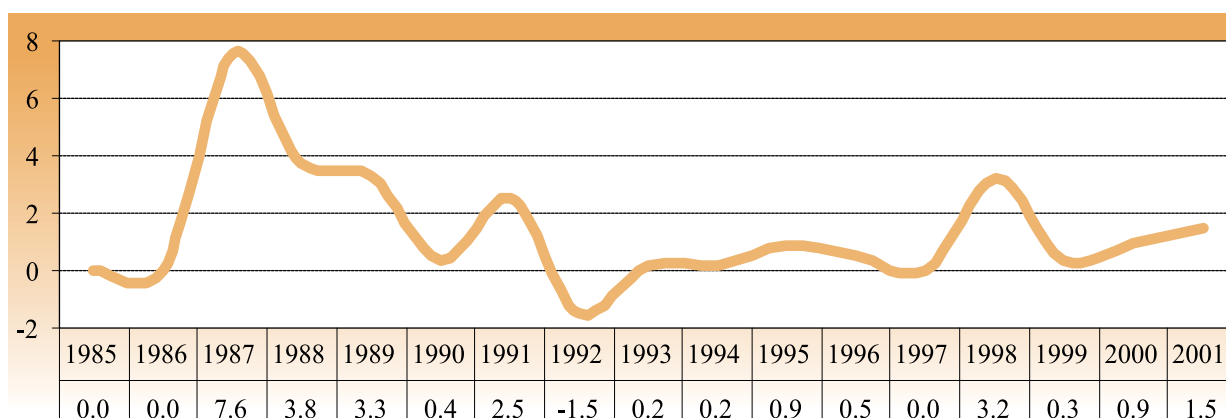
Inward FDI: geographical breakdown, by source

(Millions of dollars)

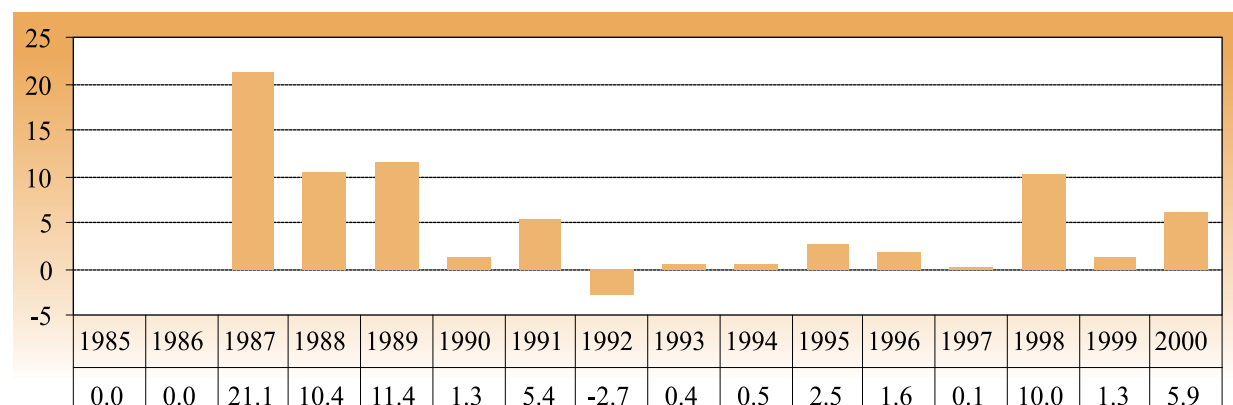
Region/economy	Inflows	Year	Inward stock	Year
Belgium/Luxembourg	-0.1	1998
France	0.7	1997
Portugal	0.02	1994

FDI inflows, 1985-2001

(Millions of dollars)



FDI inflows as a percentage of gross fixed capital formation, 1985-2000



BITs, 1 January 2002

Economy	Date of signature
Burkina Faso	18 May 2001
Burundi	18 May 2001
Egypt	13 November 1994
Mali	18 May 2001
Mauritius	18 May 2001

DTTs, 1 January 2002

Economy	Date of signature
France	27 March 1970

Largest foreign affiliates, 2001

Company	Home economy	Industry	Sales (\$ million)	Employment	Year of establishment
Banque Pour L'Industrie Et Le Commerce Du Comores	France	Other commercial banks	..	65	1982

Other relevant information

- **Membership of relevant international agreements as of June 2002:** ICSID
- **Address and website of investment promotion agency:** None
- **Fortune Global 500 investors:** None
- **Member of WAIPA as of June 2002:** No