

**UNCTAD**  
**Ad Hoc Expert Meeting on**  
**Assessing Port Performance**

Room XXVI  
Palais des Nations  
Geneva, Switzerland

**12 December 2012**

**Assessing Port Performance**  
**Introduction to the main theme of the meeting**


by

Vincent Valentine  
Officer-in-Charge, Transport Section  
Trade Logistics Branch  
Division on Technology and Logistics  
UNCTAD

UNITED NATIONS CONFERENCE ON TRADE AND DEVELOPMENT  
**UNCTAD**

**ROOM XXVI**  
Palais des Nations, Geneva


**12**  
DECEMBER 2012  
10.00 - 18.00



# **ASSESSING PORT PERFORMANCE**

Introduction to the main theme  
of the meeting

Vincent Valentine,  
Officer in Charge - Transport Section,  
Trade Logistics Branch UNCTAD




## Contents


1. Why are we here?
2. What has UNCTAD done before?
3. Why is this initiative different?
4. What we hope to achieve?



## 1. Why are we here?

- To **review** recent developments in port performance from both the industry and the academic perspectives.
  - To **understand** areas of concerns
  - To **identify** key components to measure
  - To **suggest** how we may overcome obstacles
  - To **discuss** collaborative actions
- 

## 2. What work has UNDTAD done in this area before

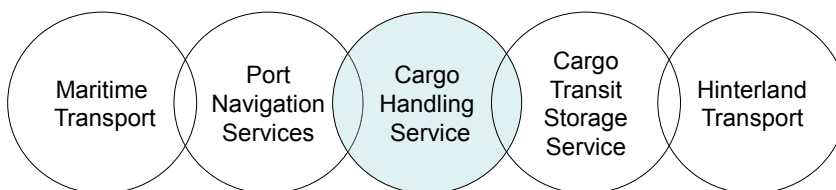
- a) Port Performance Indicators (1976)
  - b) Manual on a Uniform System of Port Statistics and Performance Indicators (1979)
  - c) Measuring and Evaluating Port Performance and Productivity (1987)
- 

## a) UNCTAD (1976) Port Performance Indicators<sup>1</sup>


- Important to collect indicators to improve operations and for planning
- Indicators must be easy to calculate and simple to understand.
  - Ship revenue to berth group
  - Cargo revenue to cargo handling
  - Labour costs
  - Capital costs

<sup>1</sup>TD/B/C.4/131/Supp.1/Rev.1

## Functional areas of the transport chain as seen by port management



What about external factors?

 Portion of the chain (transfer to or from vessels) covered by port performance indicators

## **b) UNCTAD (1979) Manual on a uniform system of port statistics and performance indicators <sup>2</sup>**

- Recommended top managers to ask for statistics in their reports on:
  - Performance indicators
  - Equipment availability
  - Delivery of cargo
    - Control of storage space

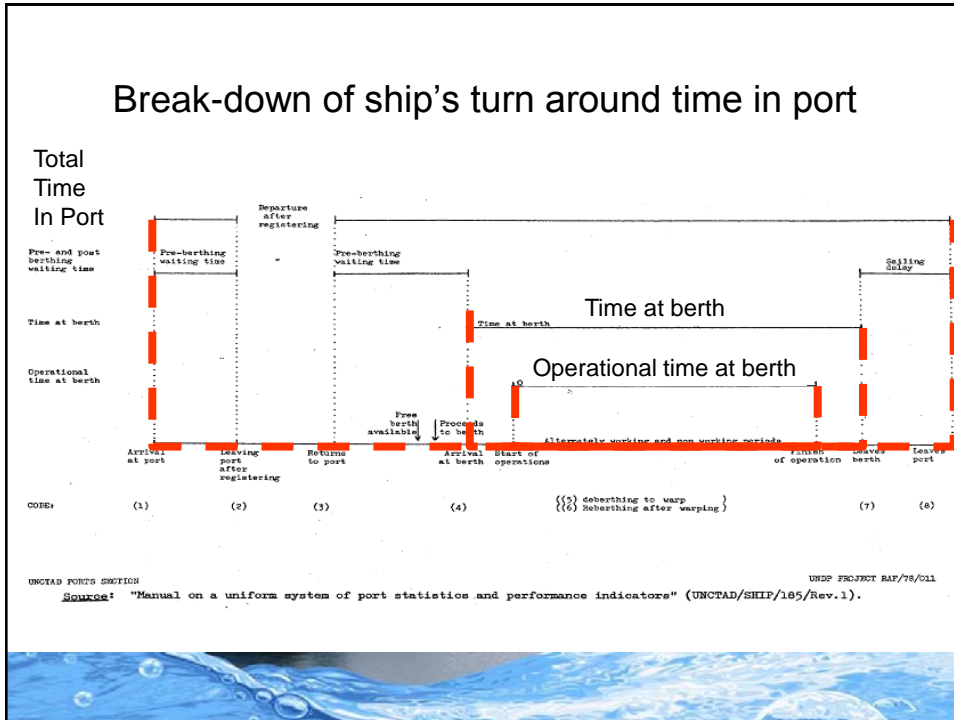
<sup>2</sup>UNCTAD/SHIP/185/Rev.1 (2nd edition, 1983 and 3rd edition 1987).

## **c) UNCTAD (1987) Measuring and Evaluating Port Performance and Productivity <sup>3</sup>**

- UNCTAD emphasized the need to measure port efficiency while stating the following formidable obstacles:
  - a) the sheer number of parameters involved
  - b) a lack of up-to-date and reliable data
  - c) absence of generally agreed and acceptable definitions
  - d) local considerations
  - e) interpretation.

<sup>3</sup>UNCTAD Monographs on Port Management, 6, New York: United Nations.

## Break-down of ship's turn around time in port



## Berth Occupancy Ratio by hour/day

Date	One-hour basis			One-day basis		
	Berth 7	Berth 8	Berth 9	Berth 7	Berth 8	Berth 9
2.10	16.5	0.0	15.0	1	0	1
3.10	0.0	10.0	21.0	0	1	1
4.10	22.0	19.0	17.0	1	1	1
5.10	19.0	24.0	22.0	1	1	1
6.10	22.0	19.5	24.0	1	1	1
7.10	24.0	24.0	14.0	1	1	1
8.10	10.0	24.0	7.0	1	1	1
<b>Total</b>	<b>113.5 h</b>	<b>120.5 h</b>	<b>120.0 h</b>	<b>6 d</b>	<b>6 d</b>	<b>7 d</b>

Thus, in our example, berth occupancy can be:

On a one-hour recording: 70.2 per cent  $\left(\frac{354 \text{ h}}{504 \text{ h}}\right)$

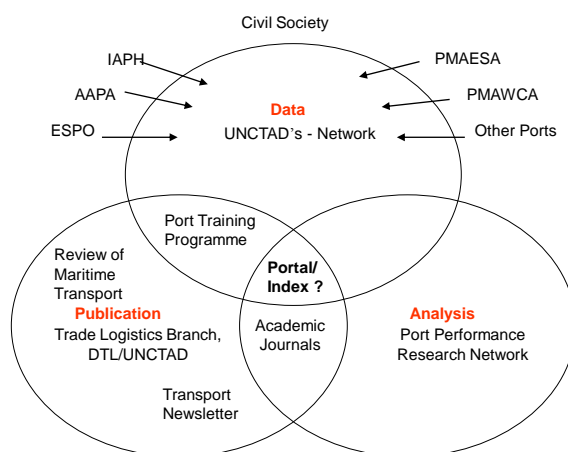
On a one-day recording: 90.5 per cent  $\left(\frac{19 \text{ d}}{21 \text{ d}}\right)$

### 3. Why this initiative is different?

- This initiative is not about building capacity to collect data for the port.
- It's about **sharing** existing data with others.
- It is a **collaborative approach**.



## Collaboration



UNCTAD Secretariat



## 4. What do we hope to achieve?

- **Broaden knowledge** on the latest developments/techniques in port efficiency
- **Understand concerns** over data sharing
- **Gather support** for the need to benchmark
- **Identify data** to collect
- **Change perception** of data sharing as a cost, to that of a benefit
- **Reach consensus** for a way forward

