

United Nations Conference on Trade and Development

Regional Workshop on Promoting Cotton By-Products in Eastern and Southern Africa

28-30 May 2019, Johannesburg, South Africa

Hosted by Cotton SA

Development of Cotton By-Products in Mozambique

By

Luis Tomo, Director-General, Mozambique Institute for Cotton

The views expressed are those of the author and do not necessarily reflect the views of UNCTAD.



REPÚBLICA DE MOÇAMBIQUE
MINISTÉRIO DA AGRICULTURA
E
SEGURANÇA ALIMENTAR

Mozambique Institute for Cotton

Development of Cotton by-products in Mozambique

Workshop on Cotton by-products



Johannesburg, South Africa, 28-30 June 2019

Website: www.masa.gov.mz



Presentation outline

- I. Country Profile
- II. An overview of the cotton subsector;
- III. Cotton by-products in Mozambique;
- IV. Potential gains
- V. Main Challenges
- VI. Needs for technological transfer;



I. Country Profile (1/2)



Mozambique



Demography (2017)

- **Population:** 28 million Hab. (36,1 Hab/Km²)
- **Population growth rate:** 2%
- **The Capital:** Maputo City

Land and Climate

- **Area:** ~36 million ha
- **Suitability for Agricultural development**

Key Economic indicators (2017)

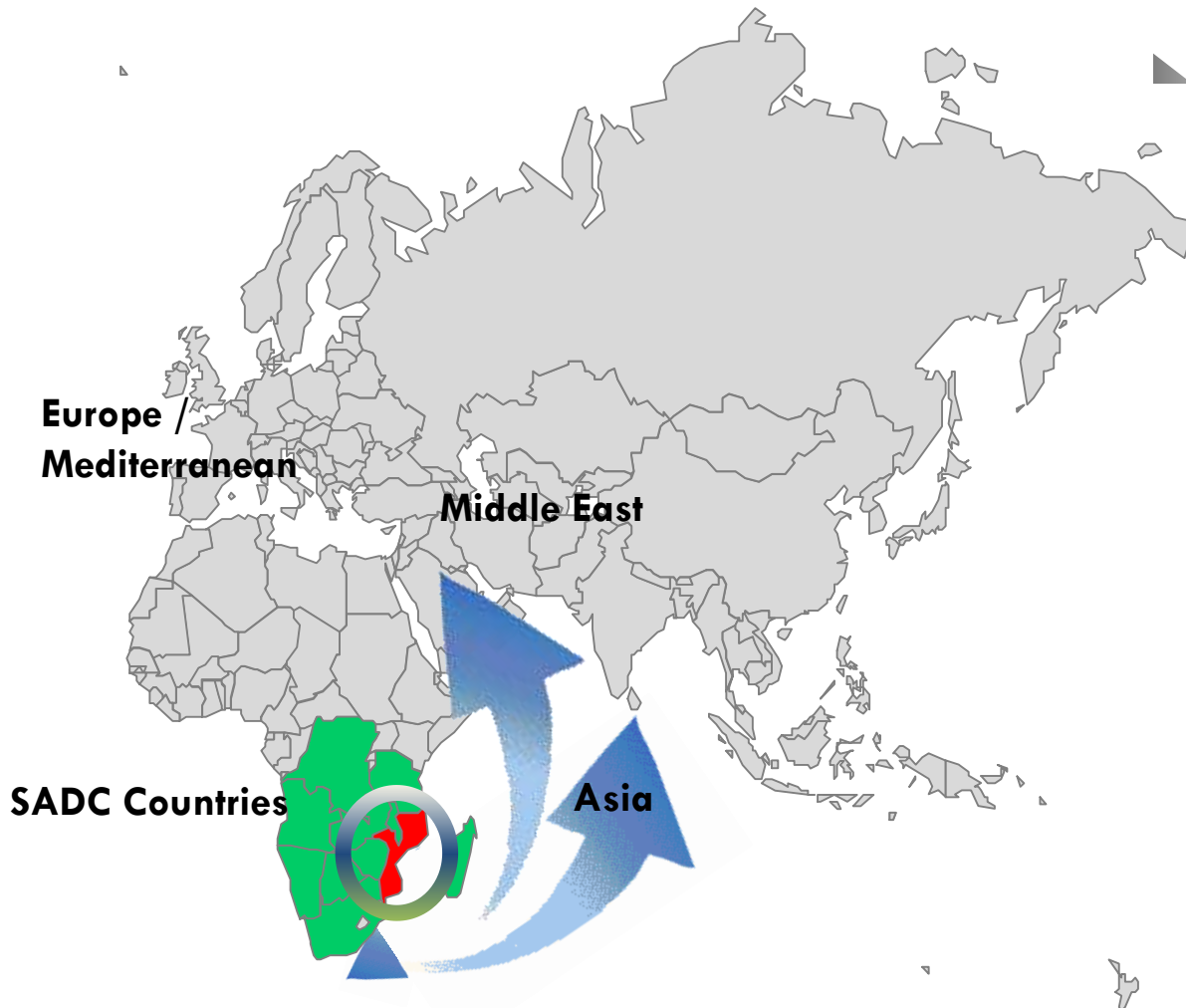
- **Currency:** Metical, MT
- **GDP:** US\$ 12.5 B (estimate)
- **GDP per Capita:** US\$ 446
- **Annual GDP growth rate:** 3.4 %
- **Contribution of Agricultural GDP:** 23%



I. Country Profile (2/2)

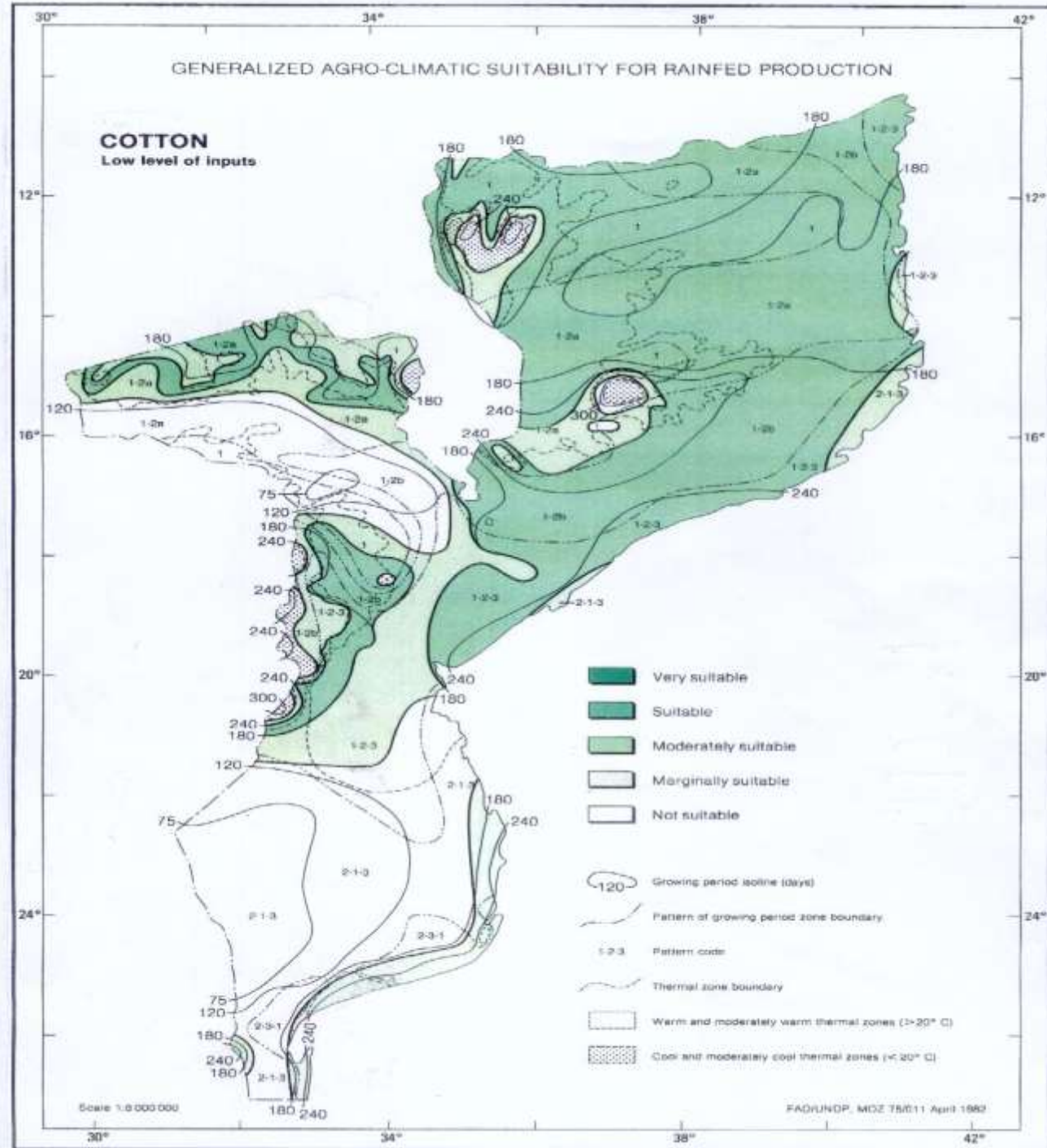


Location of Mozambique and routes for regional and international markets



- Coastal area = 2,700 km
- Port of natural entrance for Middle East, Mediterranean and Asia
- Development corridors, ports, airports, rail ways and roads to access SADC region
- Over 250 million of consumers at SADC region

II. An overview of the cotton sector in Mozambique



Cotton Stakeholders

IAM

Monitoring
Coordination
Technical Assistance

FONPA

Cotton farming

AAM

Technical Assistance
Ginning
Follow the regulation

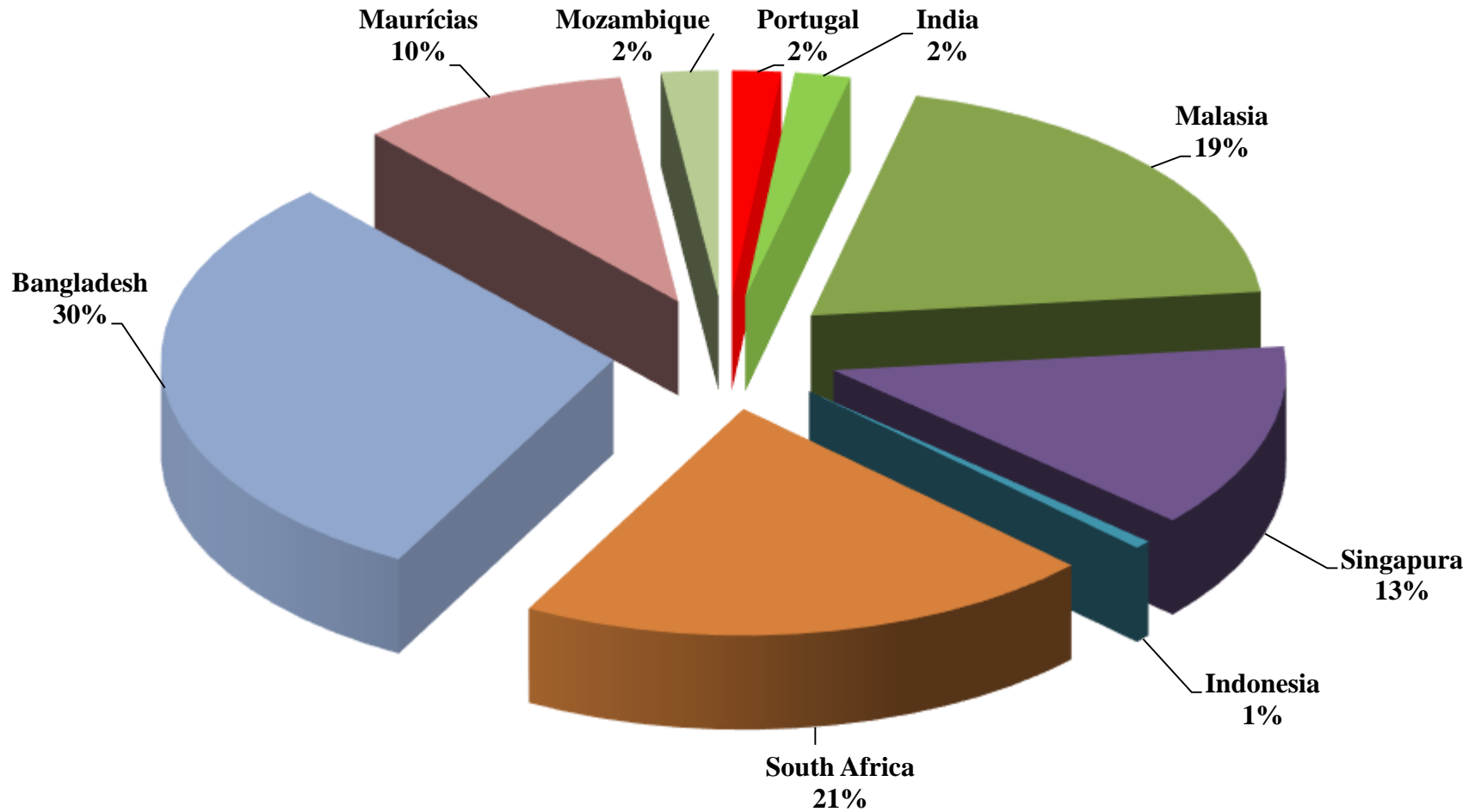
Price setting mechanism

MOÇAMBIQUE CRIANDO RIQUEZA

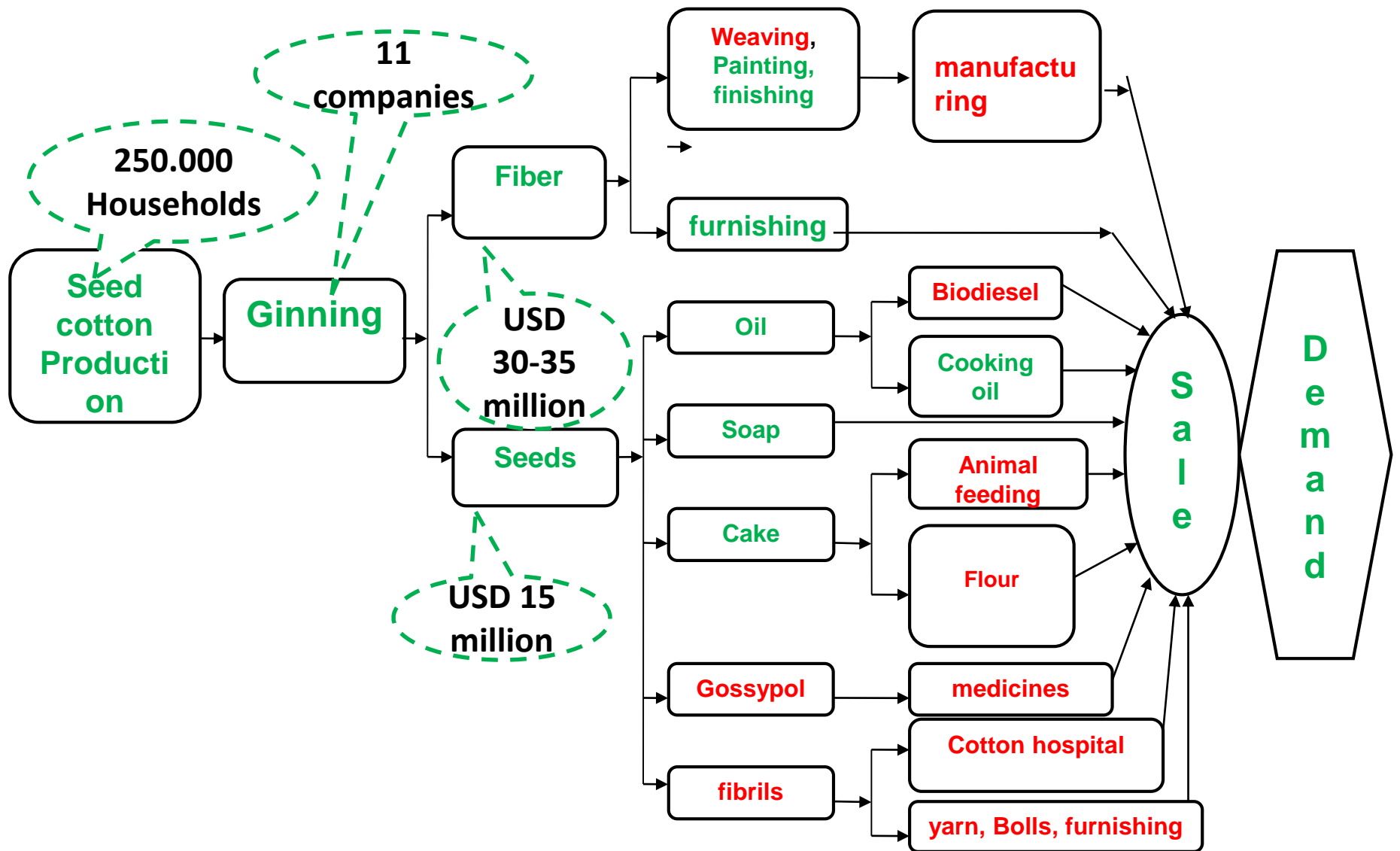
- i. Concession system
- ii. 11 companies (20,000 jobs);
- iii. 1,2 million farmers;
- iv. 126,000– 180,000 ha, 700 kg/ha;
- v. Seed cotton – 80,000 ton
- vi. 4th agricultural export product
- vii. A regulatory framework for cotton development



Lint Markets



III. Cotton by-products Development



There is a huge potential for investment in cotton by-products but lack of data

1. Cotton seeds
2. Cotton seed oil
3. Cotton seed cake
4. Soap
5. Cotton stalks
6. Linters
7. Cotton husks



IV. Potential benefits

- i. Strengthening of the cotton seed system
- ii. Stability of Farmers' revenue
- iii. Increase of the cotton seed yields
- iv. Reduction of environmental pollution
- v. Development of the local market
- vi. Job creation
- vii. Poverty reduction

V. Main challenges

- i. Lack of awareness
- ii. Low price of seed cotton
- iii. Weather condition
- iv. High cost of production
- v. Limited financial support
- vi. High cost of electricity
- vii. Inadequate policy
- viii. Competition

VI. Need for technological transfer

- i. Usage of Industrial waste
- ii. Value addition at farm level using cotton stalks;
- iii. Expeller pressing machine
- iv. Production of surgical cotton wools, bandages for medical purposes;
- v. etc



“MOZAMBIQUE IN INCREASING PRODUCTION AND PRODUCTIVITY TO ZERO HUNGER ”