

UGANDA

Can Cotton Yields be Doubled?

Keshav Kranthi

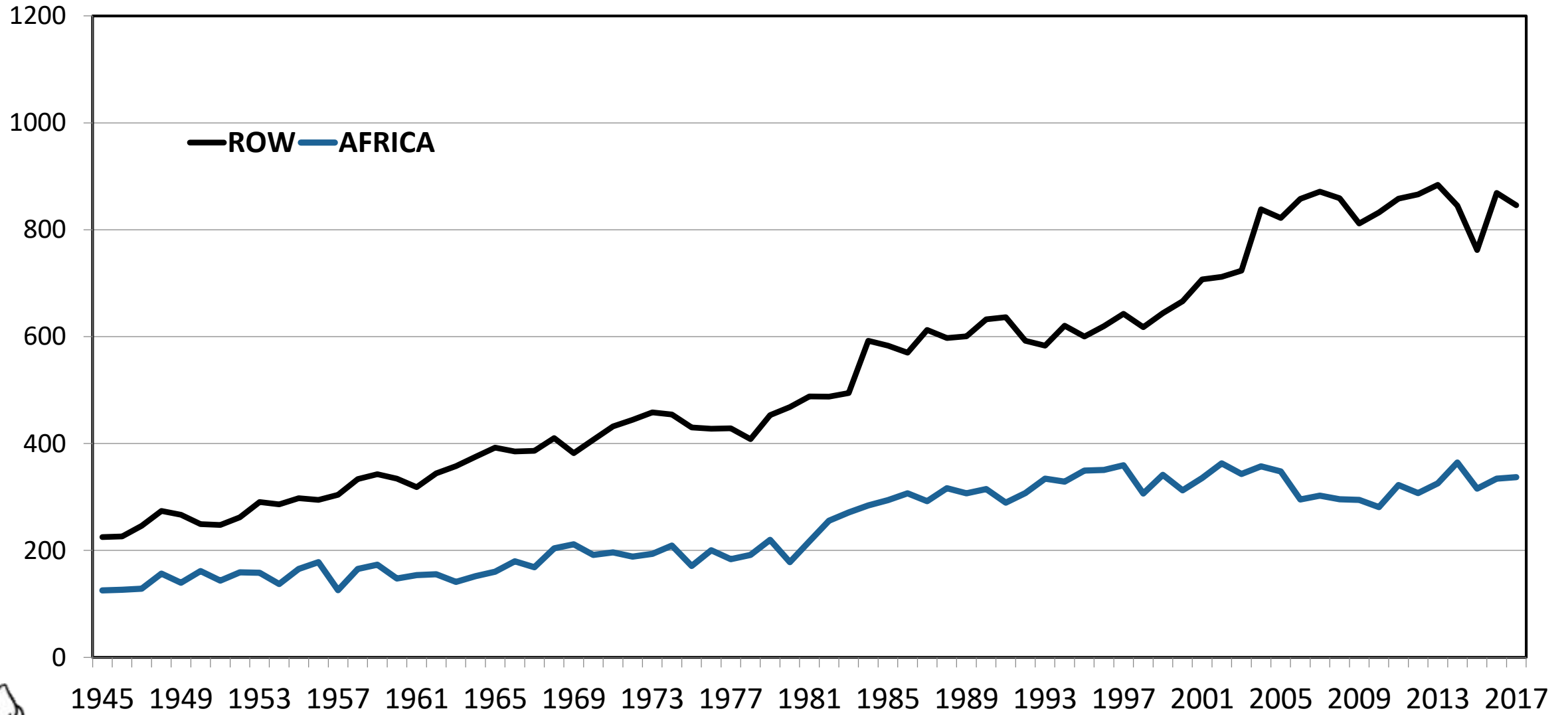
Head, Technical information Section



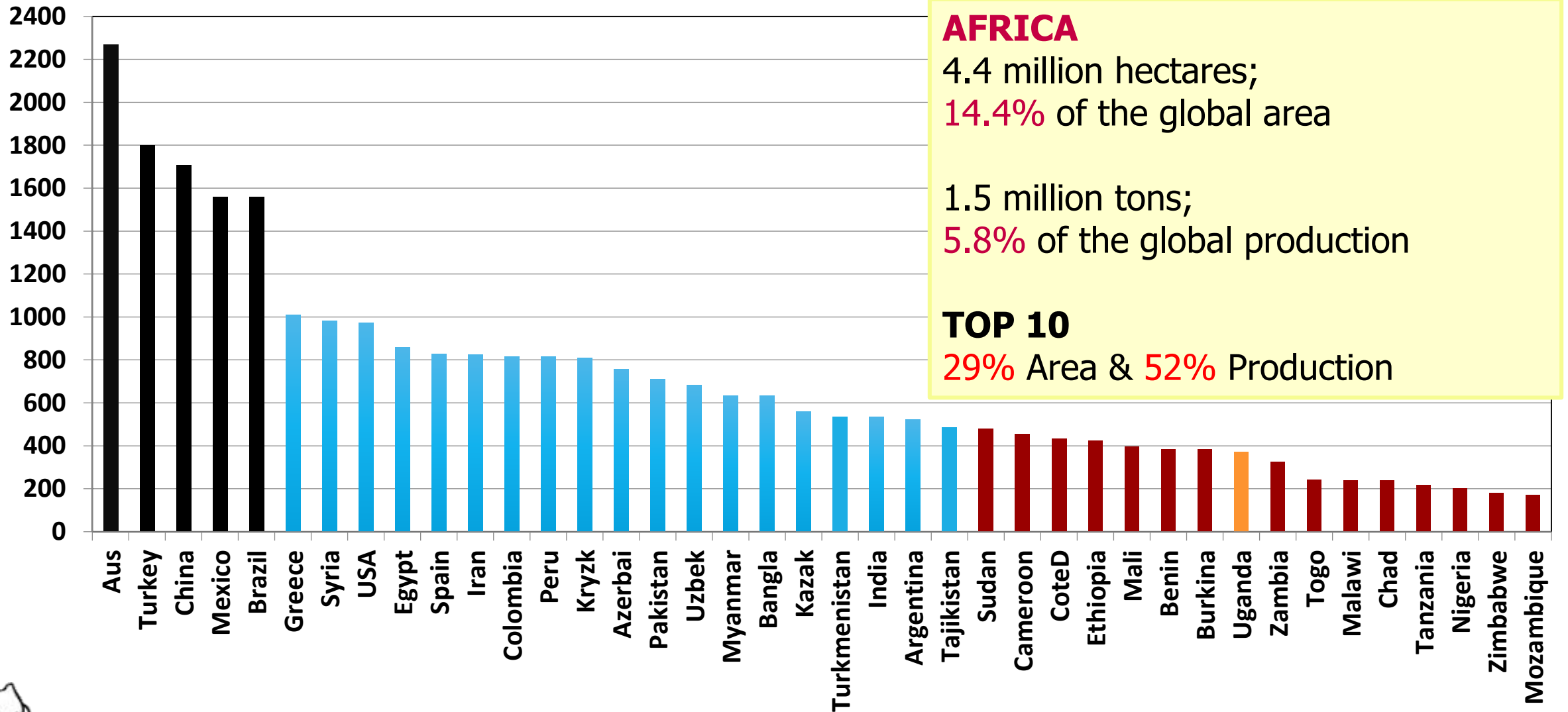
International Cotton
Advisory Committee



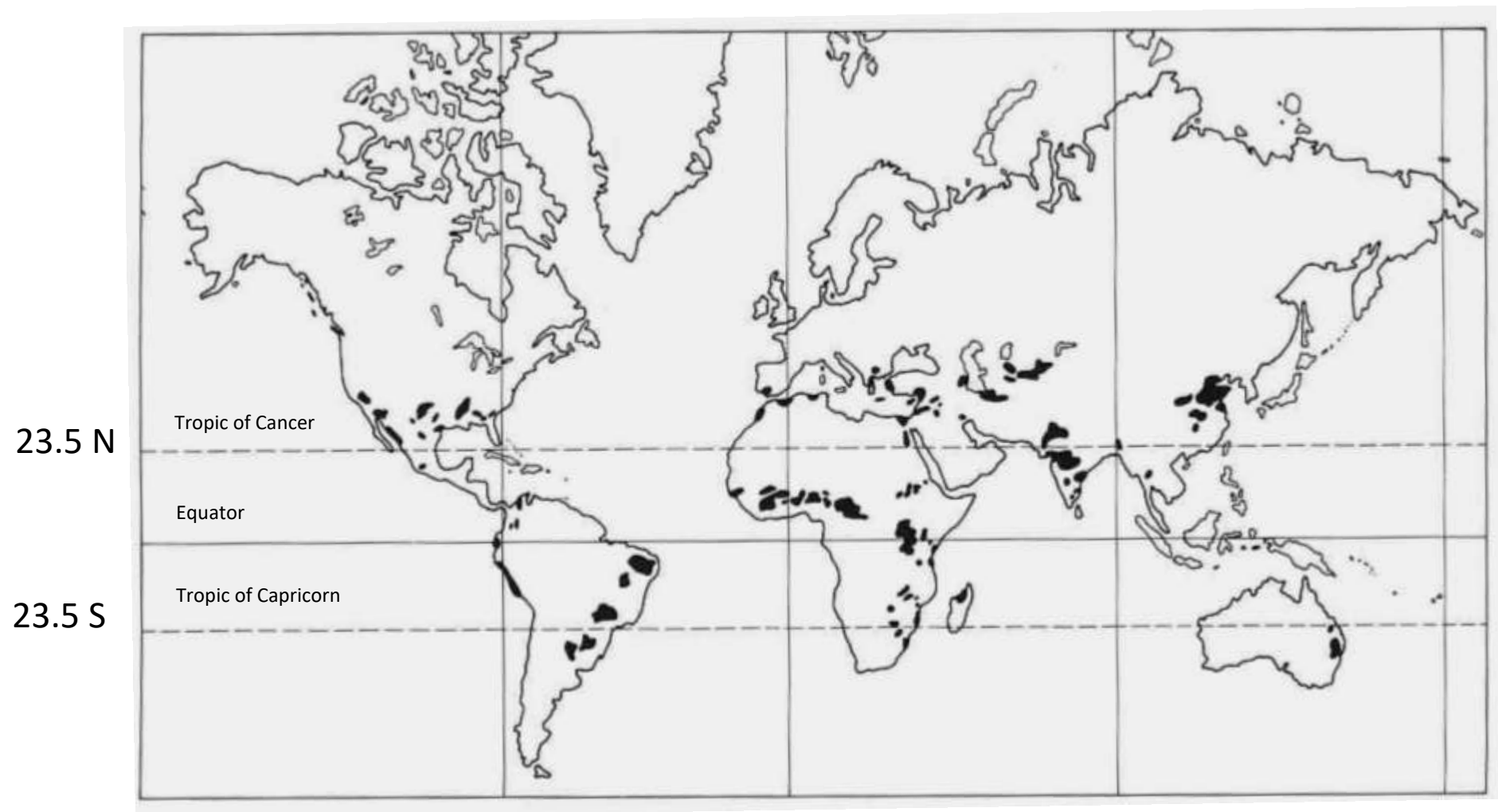
YIELDS (Kg/ha) 1945-2017























YIELD (Kg/ha) 2017



ARE YIELDS RELATED TO THE LATITUDE?


























Yields: Top 20 countries (SUB-TROPICS)

Rank	Country	Yield (Kg/ha)	Latitude	
1	Australia	2,268.00	-29.575682	
2	Israel	1,905.00	31.81419373	
3	Turkey	1,799.00	39.05101013	
4	China	1,707.00	36.55308533	
5	Mexico	1,619.00	28.63	
6	Brazil	1,544.00	20.77	
7	Bulgaria	1,089.00	42.73	
8	Greece	1,045.00	39.07	
9	United States	996	39.443256	
10	Syrian Arab Republic	995	34.8	
11	Spain	964	40.46	
12	South Africa	762	-29.50849915	
13	Pakistan	711	28.83160019	
14	Egypt	693	26.75610352	
15	Uzbekistan	683	40.72639316	
16	Kyrgyzstan	653	41.46435547	
17	Iran, Islamic Republic Of	610	39.0618491	
18	Turkmenistan	559	39.09596294	
19	Kazakhstan	554	48.14600372	
20	Argentina	550	27.42	

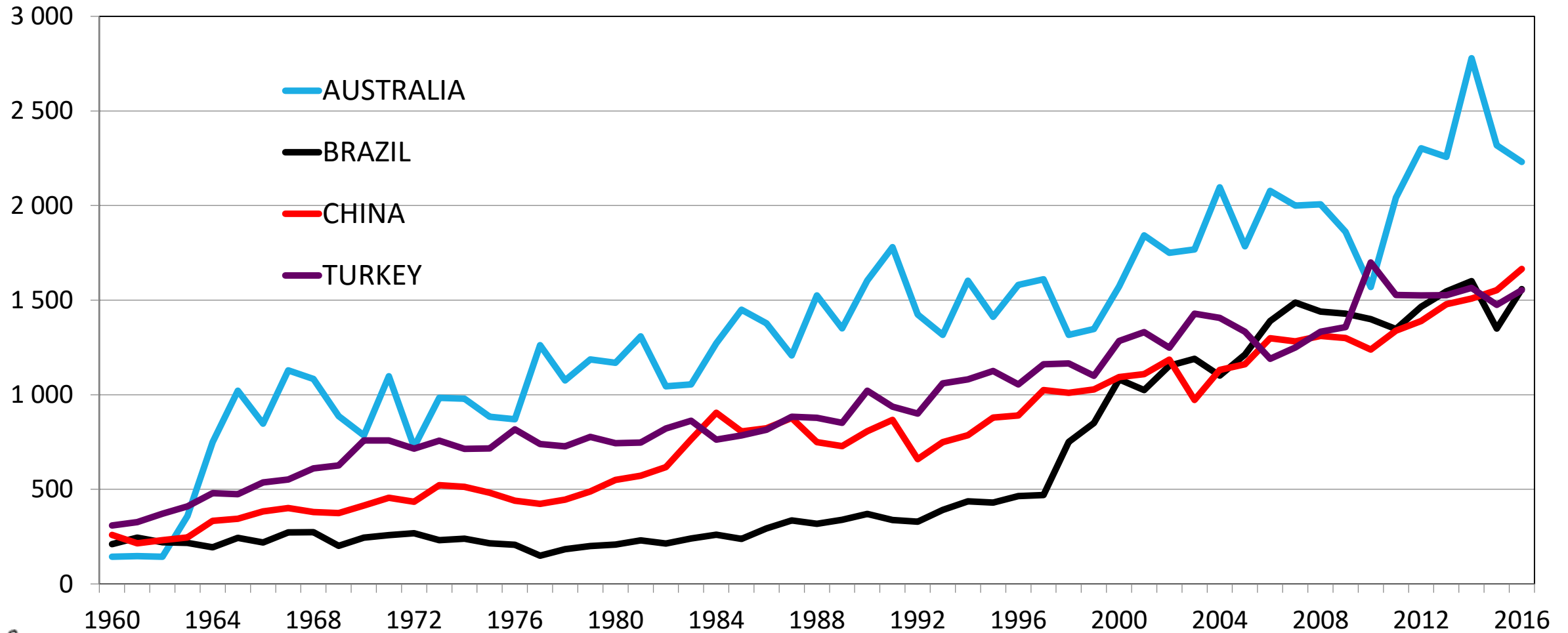


Low yields: countries ranking 21-45 (TROPICS)

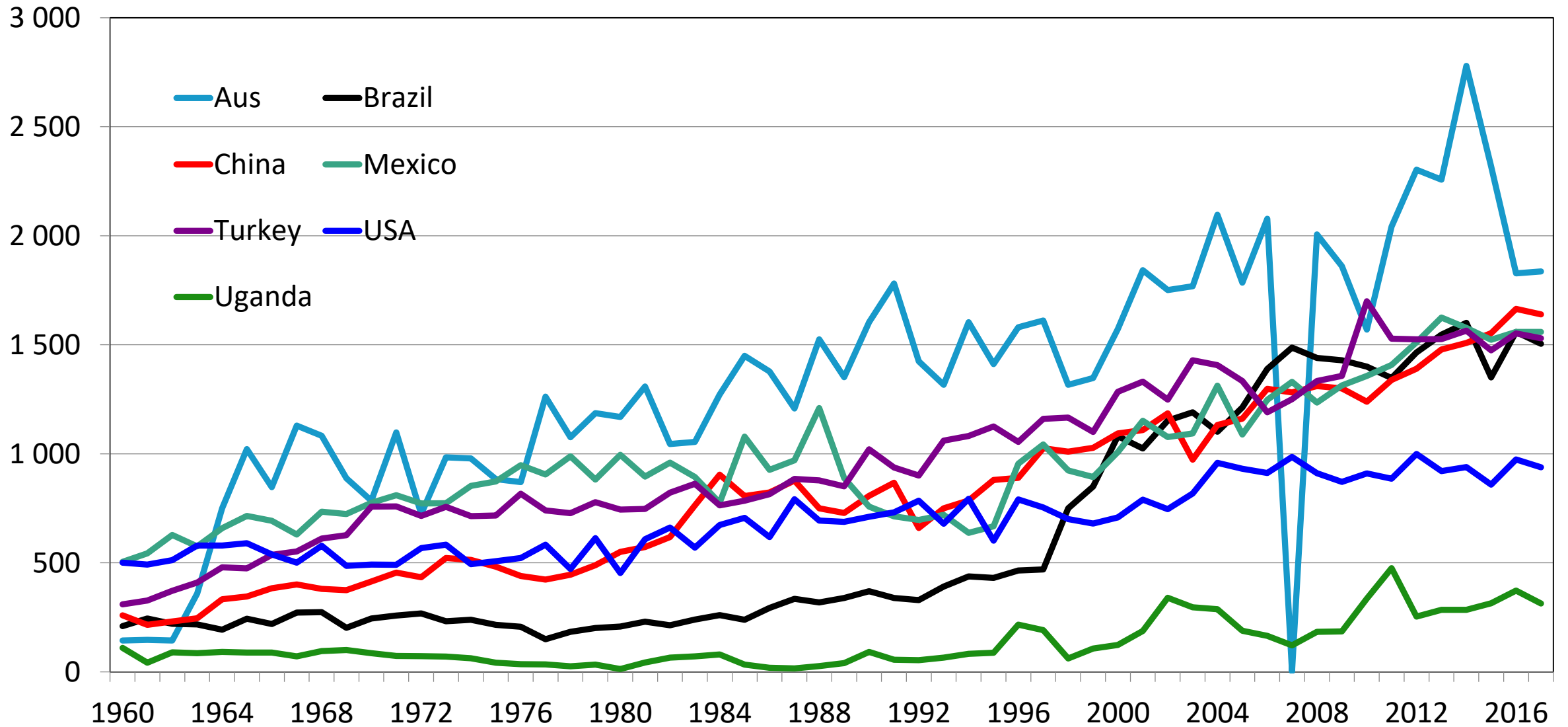
Rank	Country	Yield (Kg/ha)	Latitude	
21	India	535	20.63278425	
20	Ethiopia	530	9.14	
22	Sudan	529	16.08578491	
25	Cameroon	484	5.68547678	
26	Benin	423	9.31	
27	Côte D'ivoire	421	9.465248949	
28	Paraguay	416	-23.24028969	
29	Mali	404	17.35776711	
30	Burkina Faso	404	11.58222024	
31	Niger	392	9.08	
32	Ghana	381	7.94	
33	Uganda	363	1.277328014	
34	Zambia	352	-13.45884514	
35	Yemen	339	15.55	
36	Senegal	327	14.49	
37	Togo	323	8.513226509	
38	Malawi	280	13.25	
39	Zimbabwe	245	-17.77168083	
40	Chad	203	15.45	
41	Kenya	196	0.576503	
42	Nigeria	190	9.08	
43	Mozambique	176	-17.55586433	
44	Tanzania, United	156	-6.306897163	
45	Somalia	127	5.15	



AUSTRALIA, BRAZIL, CHINA & TURKEY LINT YIELDS Kg/ha



UGANDA AND THE GOLIATHS: LINT YIELDS Kg/ha





Note: Image source credit to National Cotton Council of America

Potential Yield (Aus) = 3,500 Kg lint/ha

Theoretical Yield = 5,034 Kg lint/ha

Reported Yield (China) = 5,005 Kg lint/ha

-Ref, www.nzweek.com (2013)

Uptake, distribution and redistribution of NPK is crucial

Constable and Bange, 2015



What is the secret of high yields?

What did these countries do which India & Africa haven't done?



The Secret.....

Better management?

More fertilizers?

More water?

Better pesticides?

More investment?

Bt cotton?

Advanced sophisticated complicated technologies?

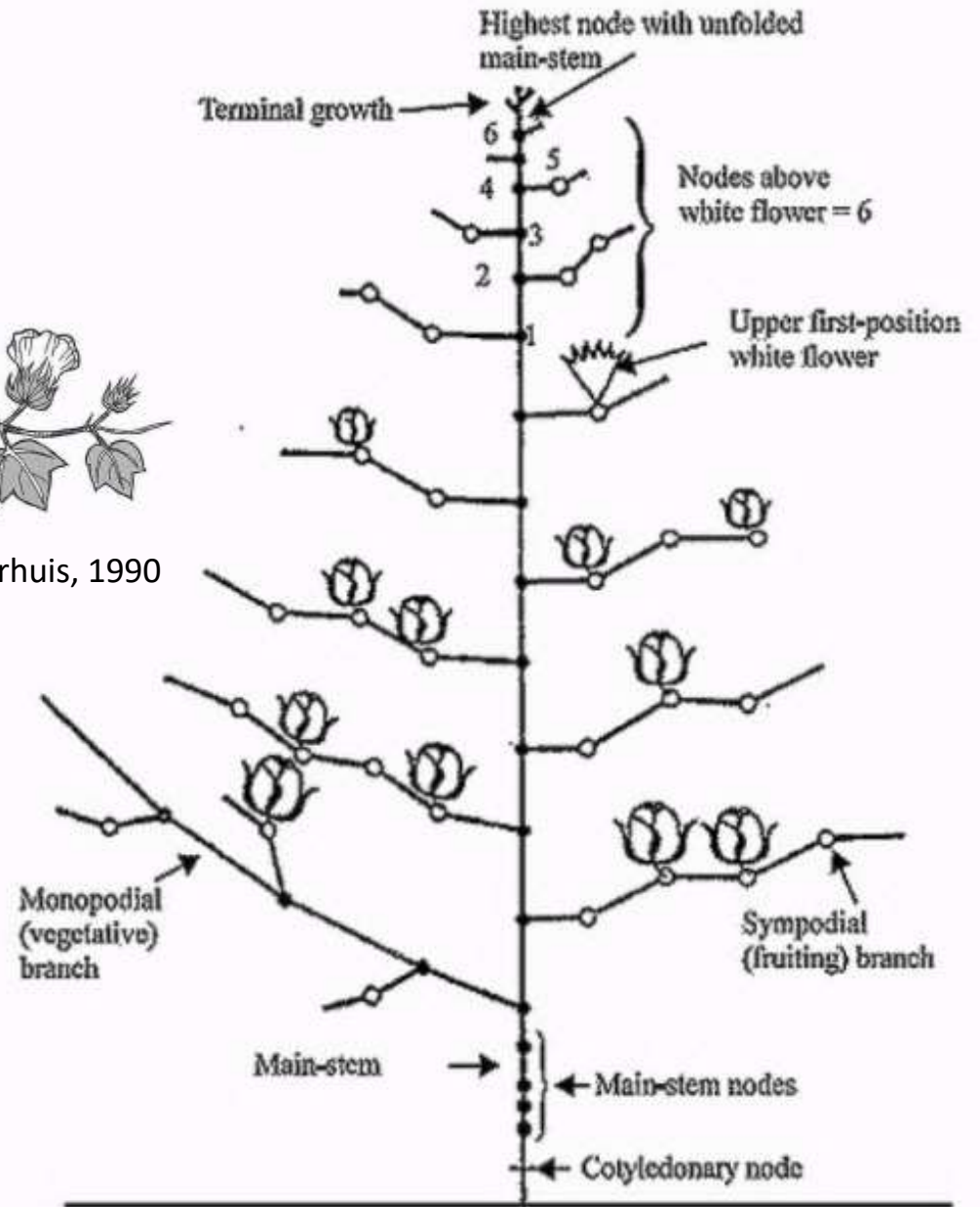
Then... What is
it?



The Secret.....

CANOPY MANAGEMENT

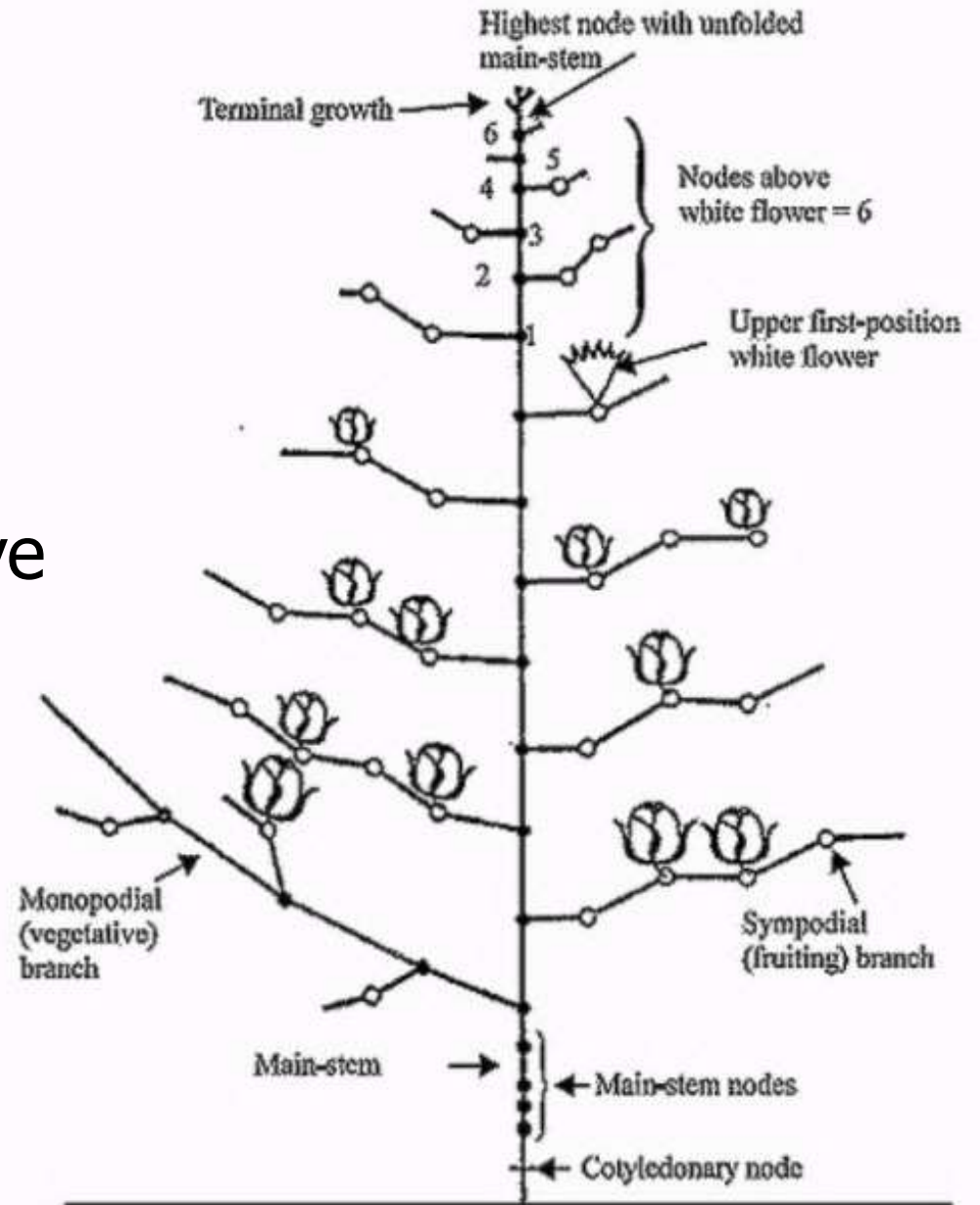
- Restrict height to 60-90 cm
- Short season (150 days)
- 15-20 bolls per plant
- Fruiting branches (9-10)
- Remove non-productive branches



The Secret.....

CANOPY MANAGEMENT

- Use PGR chemicals or manual clipping
- To cut-out at 4-5 fruiting branches above white flower using PGRs
- Restrict internode length 4-5 cm
- Retain 80% squares & 60-70% bolls



Canopy in Africa

- Tall & bushy. No canopy control
- 25-30 fruiting branches + many unproductive branches
- 45-60 bolls/plant. Long duration
- Long internodes + outer bolls
- Square and boll shedding
- Delayed maturity



THE BASIC DIFFERENCES

	Top 10 countries	Africa & India
Varietal architecture	Compact	Bushy
Duration (days)	150	160-200
Harvest Index	0.4-0.5	0.2-0.25
Planting geometry	76 x 10	90 x 60
Density (plants/ha)	>111,000	<16,000
Water, nutrients & pesticides	Precise	Indiscriminate
Canopy Management	YES	NO



Canopy Best practices

- >110,000 to 220,000 plants/ha
- CROP DURATION: 140-160 days
40 days vegetative +
70 days fruiting phase+
40 days maturation stage
- Short critical window
- Efficient management
- High yields



Practices in Africa

- 11,000 to 40,000 plants/ha
- CROP DURATION: 180-240 days
50 days vegetative +
120 days fruiting phase+
40 days maturation stage
- Long critical window
- Complicated management
- Low yields

Canopy management: China

- **Restricting plant height to 65-70 cm:** 100% compliance
- **Topping:** 100% compliance
- **Removal of vegetative branches:** 50-70% compliance
- **Removal of unproductive plant parts:** 100% compliance
- **Removal of early fruiting branches:** 100% compliance

VARIETAL ARCHITECTURE

INDIA & AFRICA



BUSHY LONG DURATION

11,000 PLANTS /Ha

AUS, BRAZIL, TURKEY



COMPACT –SHORT DURATION

111,000 PLANTS/Ha



www.icac.org

VARIETAL ARCHITECTURE

Spacing

90 x 60 cm (India & Africa)

76.5 x 8 cm (Australia)


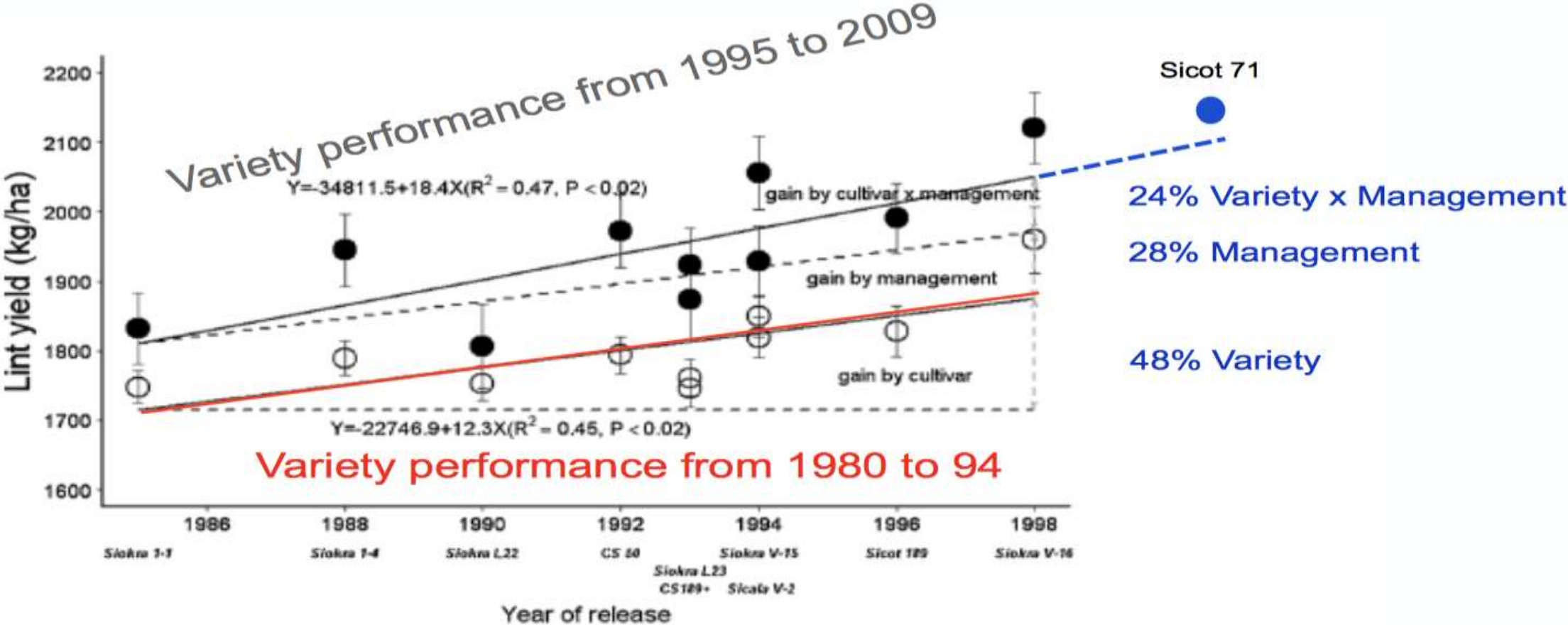


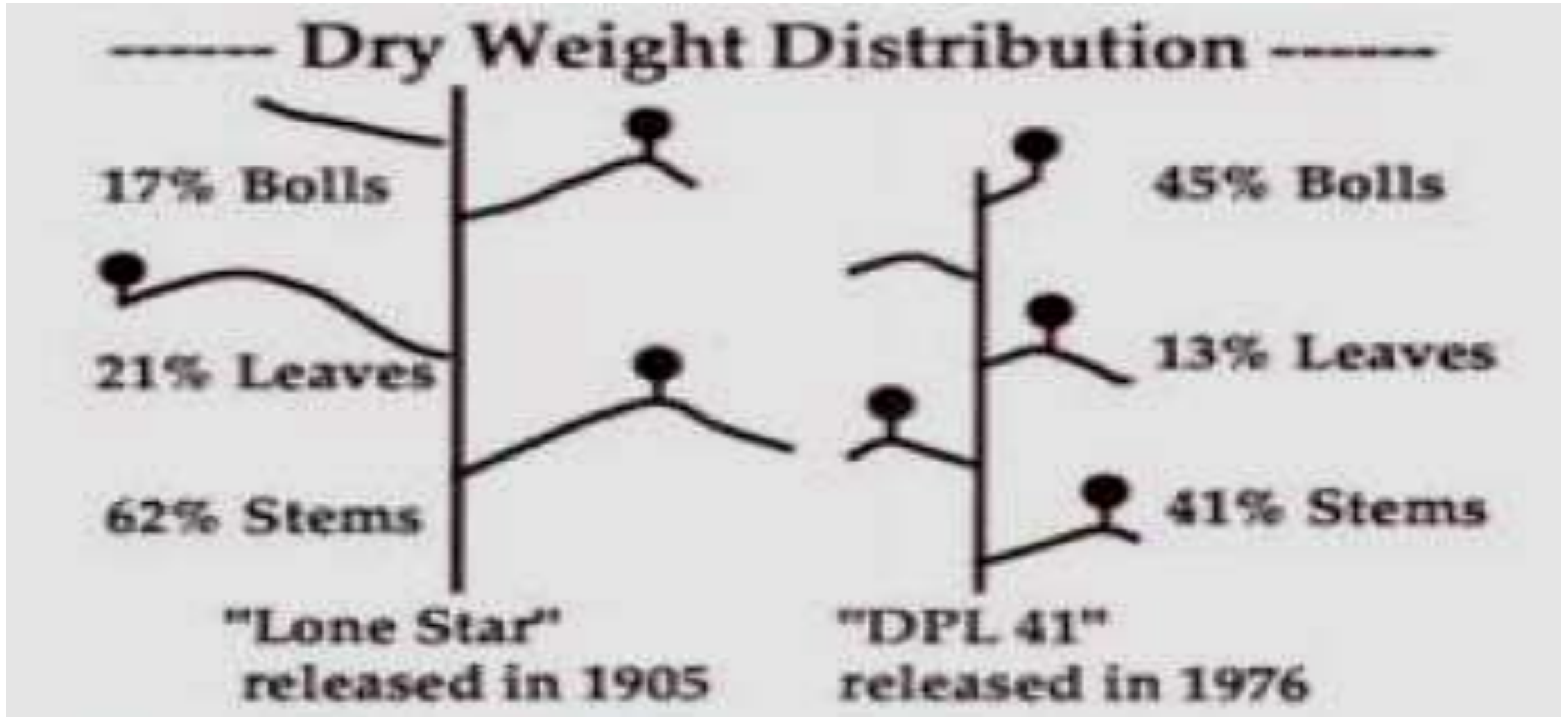
Photo courtesy
James Quinn

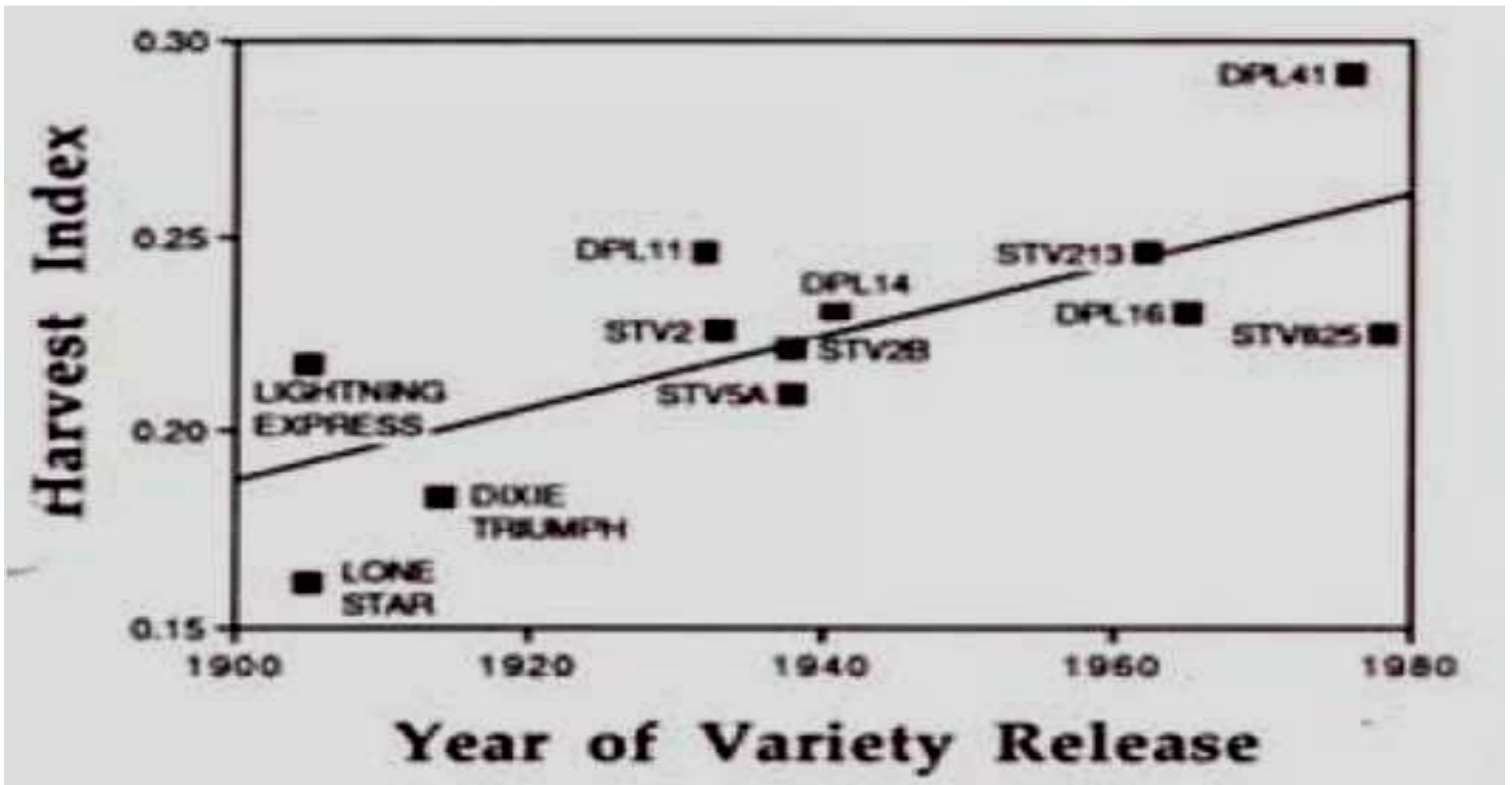
Yield gain due to variety, management & their interaction 325 CSIRO experiments over 30 years.

Liu et al FCR 2013



HARVEST INDEX – CANOPY MANAGEMENT - BREEDING





40% INCREASE IN HARVEST INDEX IN 80 YRS

THE POSSIBLE ANSWERS FOR AFRICA AND INDIA



VARIETIES
COMPACT ARCHITECTURE
SUITABLE FOR HIGH DENSITY PLANTING
HIGH HARVEST INDEX
EARLY MATURING & SHORT DURATION




**Importance of
Water and Nutrient Management
at Critical Window**

Cotton is basically a Desert Crop (Xerophyte)



It needs water at a critical stage for good yields

Water Requirement of Cotton



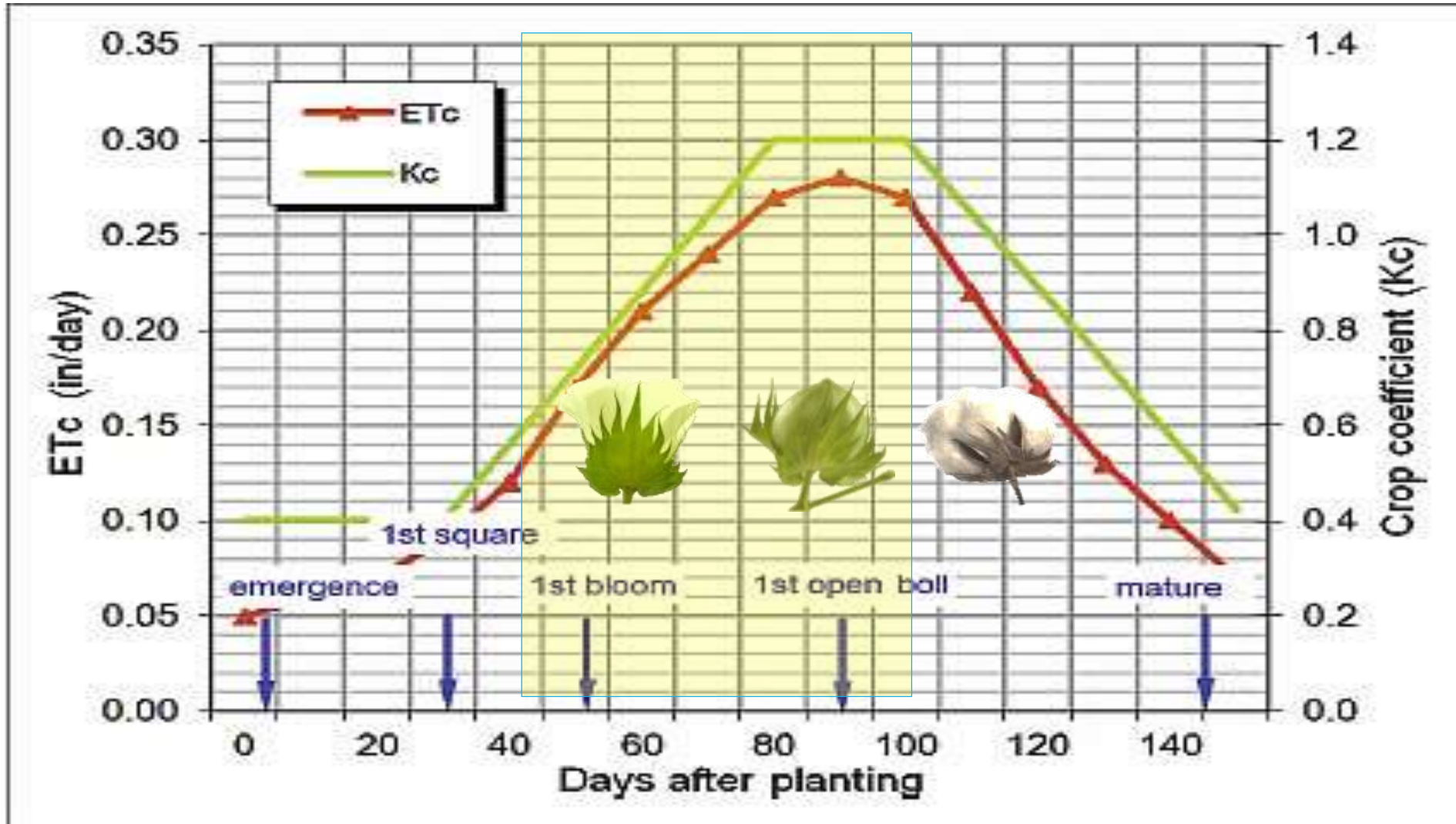
2-3 mm/day

6-8 mm/day

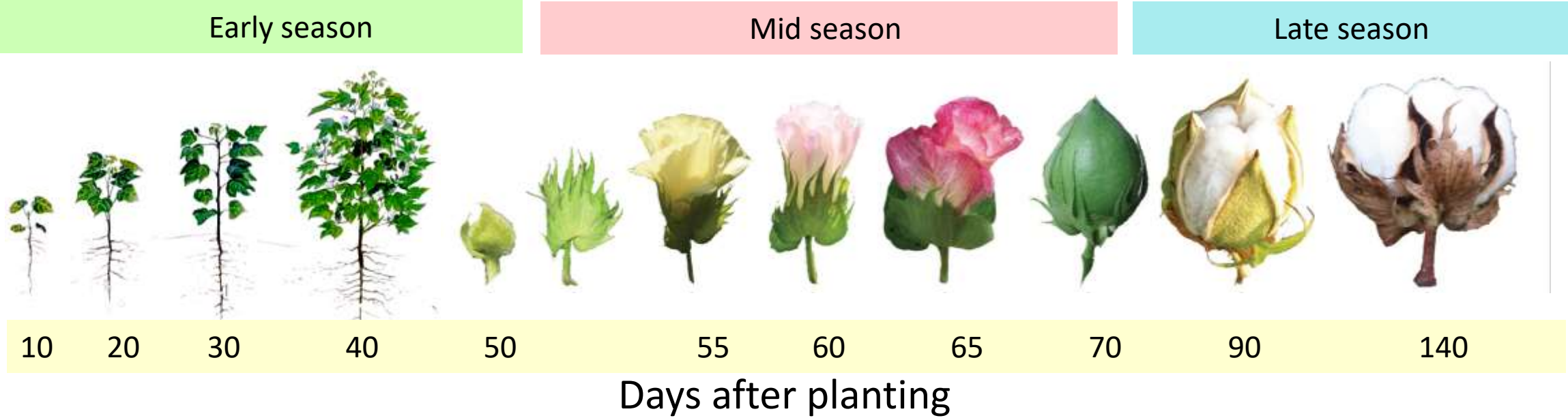
Cotton needs 600-700 mm Water (6-7 million litres per hectare)

Critical Stages: Flowering + Green boll stage

Water stress at critical stage causes 30-70% yield loss



WATER REQUIREMENT



2-3 mm/day



6-8 mm/day



WATER REQUIREMENT
15% at early season
85% at mid season

Early season

Mid season

Late season



10

20

30

40

50

55

60

65

70

90

140

Days after planting



www.icac.org

2-3 mm/day



6-8 mm/day




WATER REQUIREMENT
15% at early season
85% at mid season

Early season

Mid season

Late season



10

20

30

40

50

55

60

65

70

90

140

Days after planting

Kg/day/ha Nitrogen 0.5

4.0

0.5



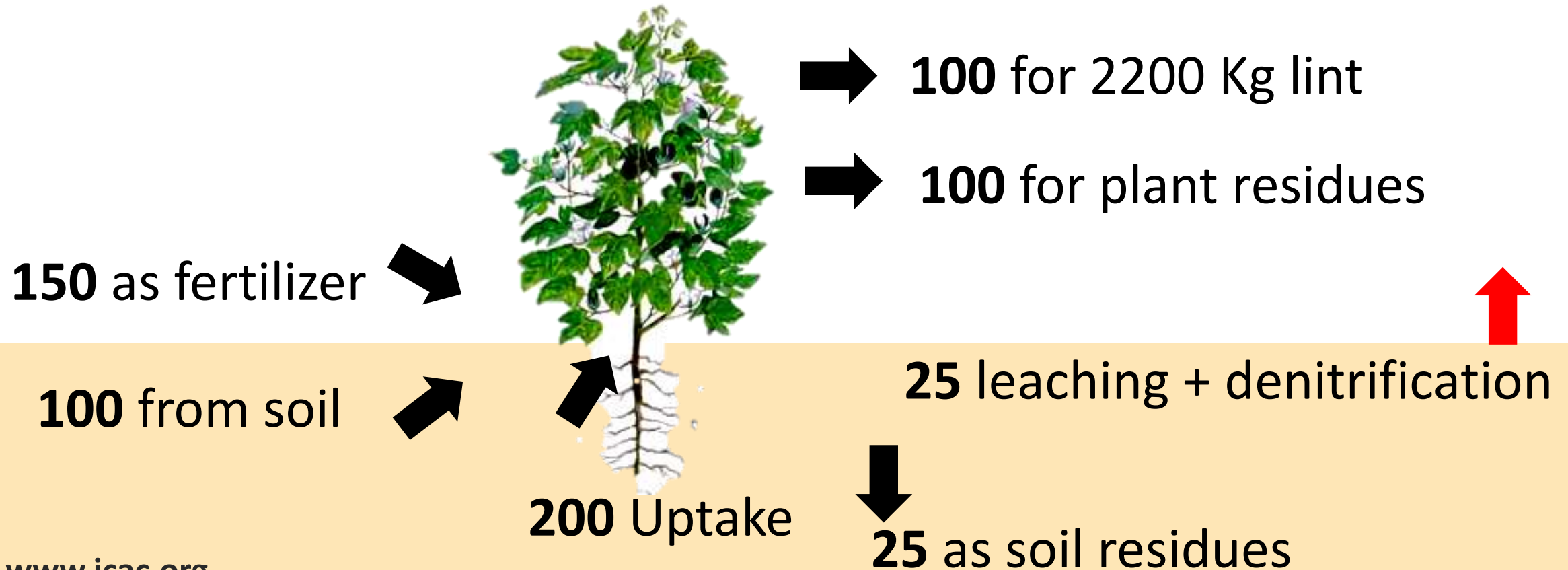
CRITICAL WINDOW

NUTRIENTS
20% at early season
80% at mid season



www.icac.org

Nitrogen Audit (Kg/ha)



THE CRITICAL WINDOW ATTRACTS BOLLWORMS

- 1. India and Africa have a longer 90-120 days critical window**
- 2. Management is a nightmare**
- 3. Water & nutrients usage is indiscriminate and soil degradation is high**

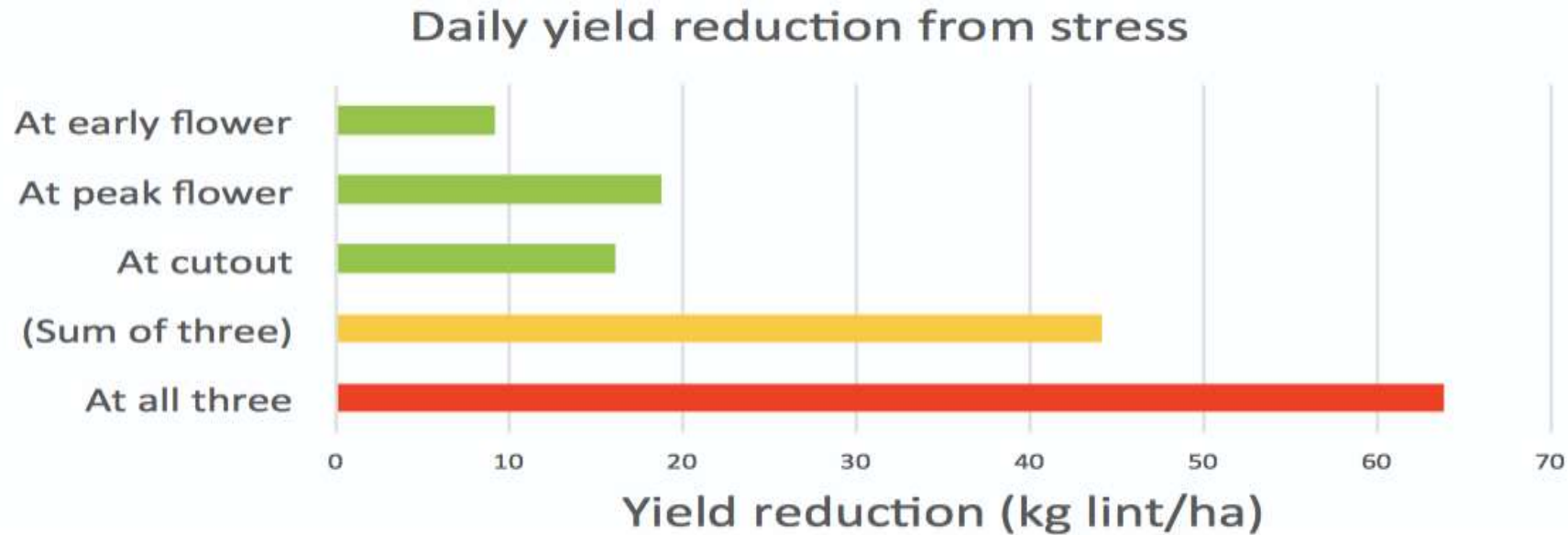


Interaction between stresses

Interaction between stress at different stages can be substantial.

In this example, one day of water stress at all three growth stages caused ~50% greater loss in yield than the sum of one day of stress at each stage.

This is because early stress reduces plant size and number of fruiting positions, and later stress prevents compensation as well as growth of surviving fruit.



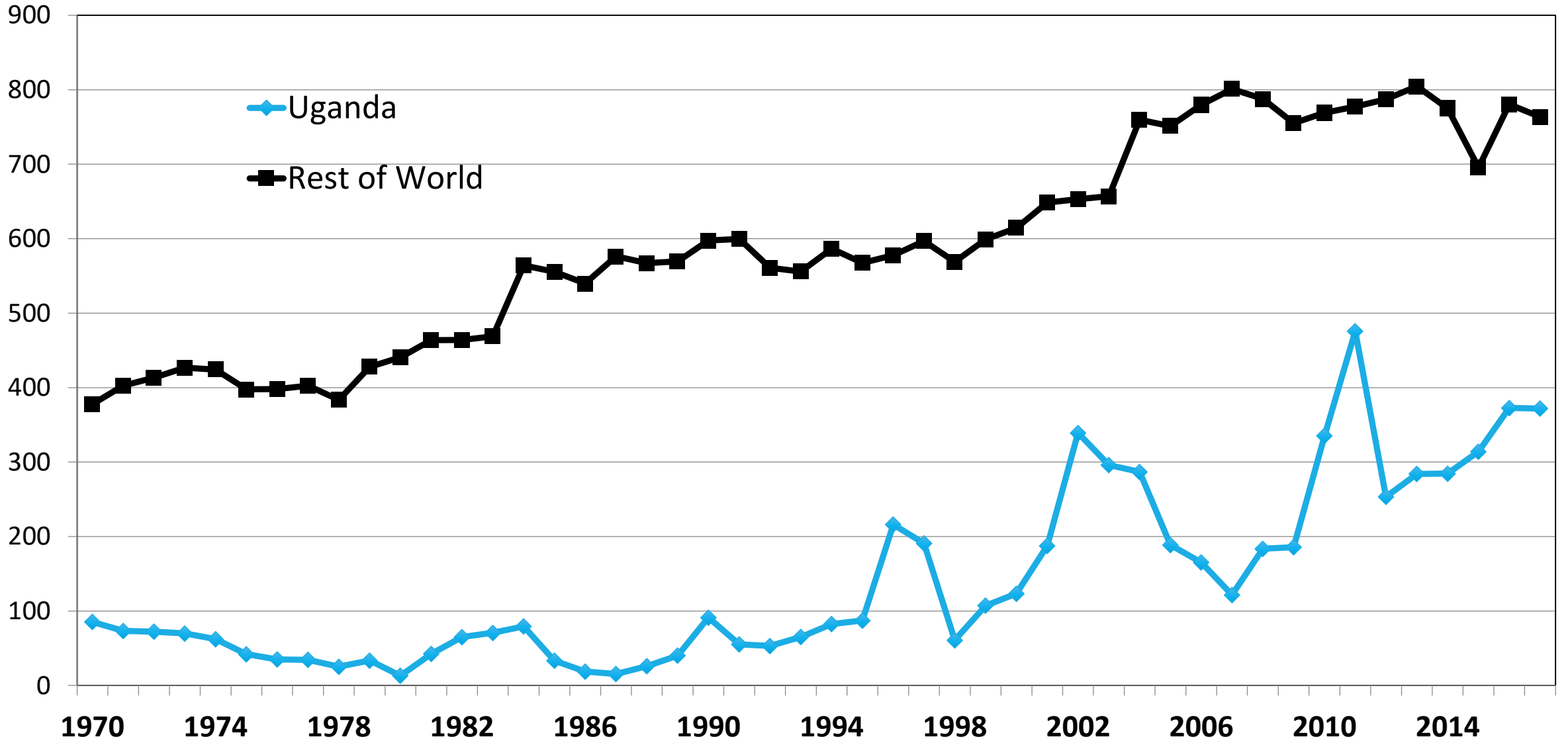
Combinations of stresses can accumulate to result in low yields

UGANDA

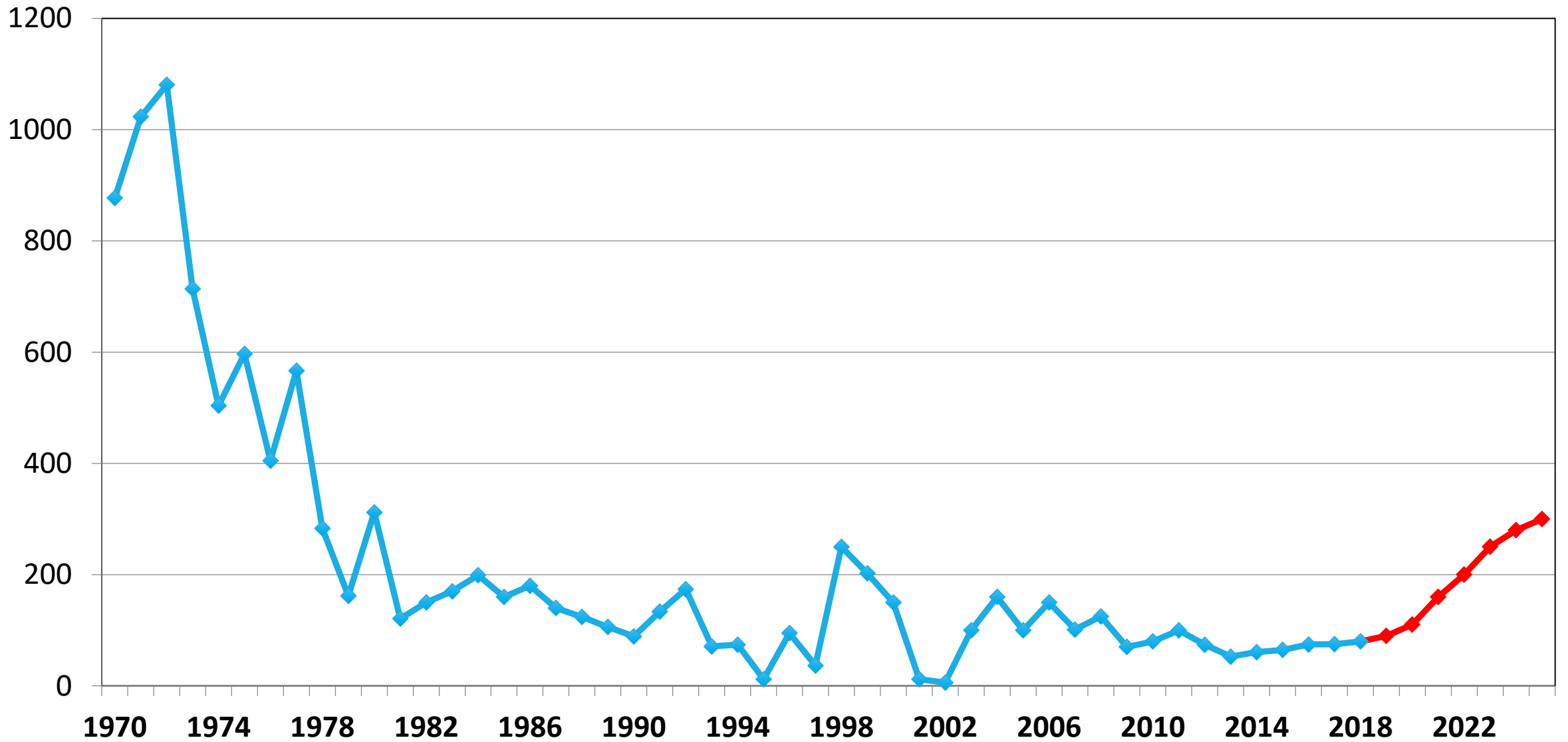
Can Cotton Yields be Doubled?



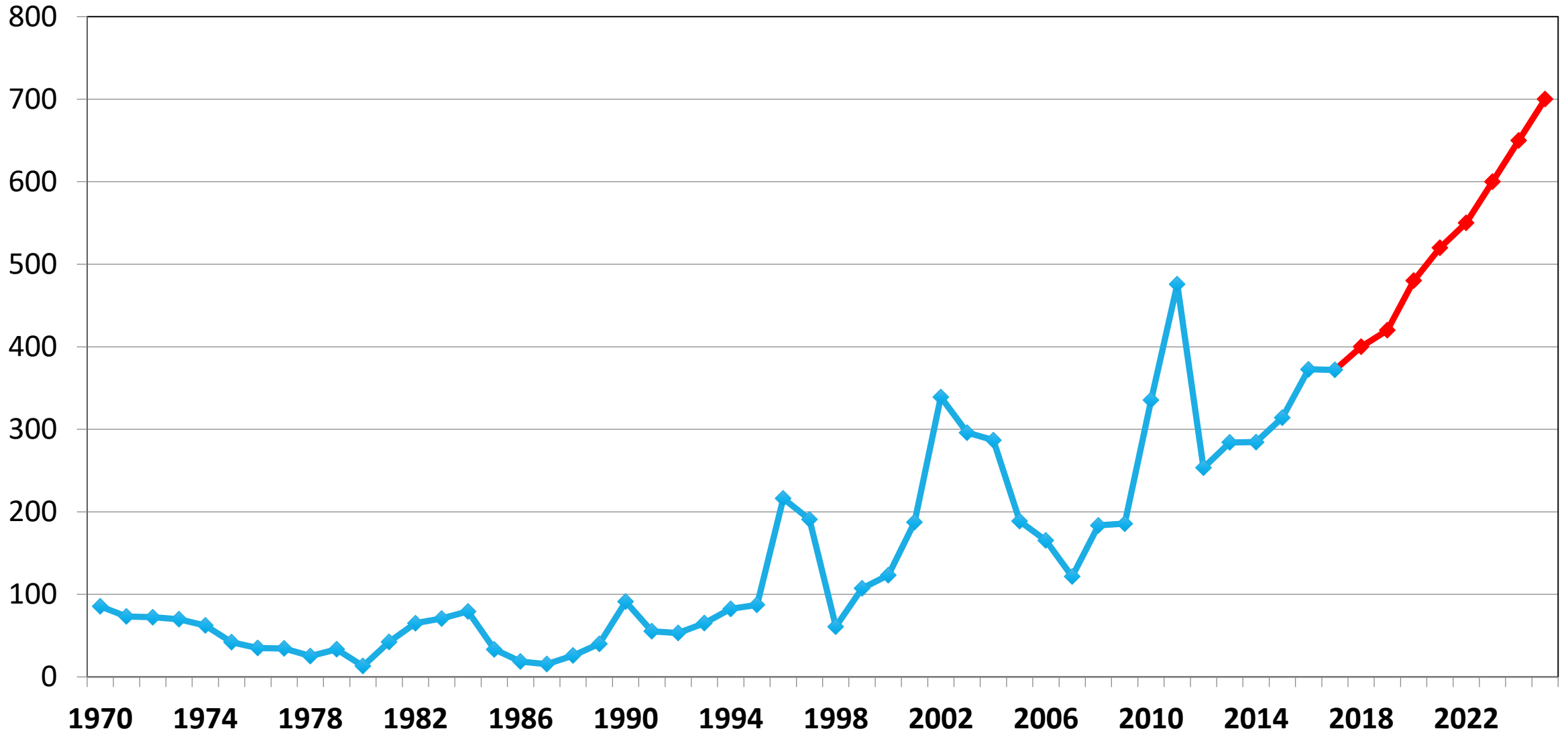
Uganda v/s Rest of World Yields Kg/ha



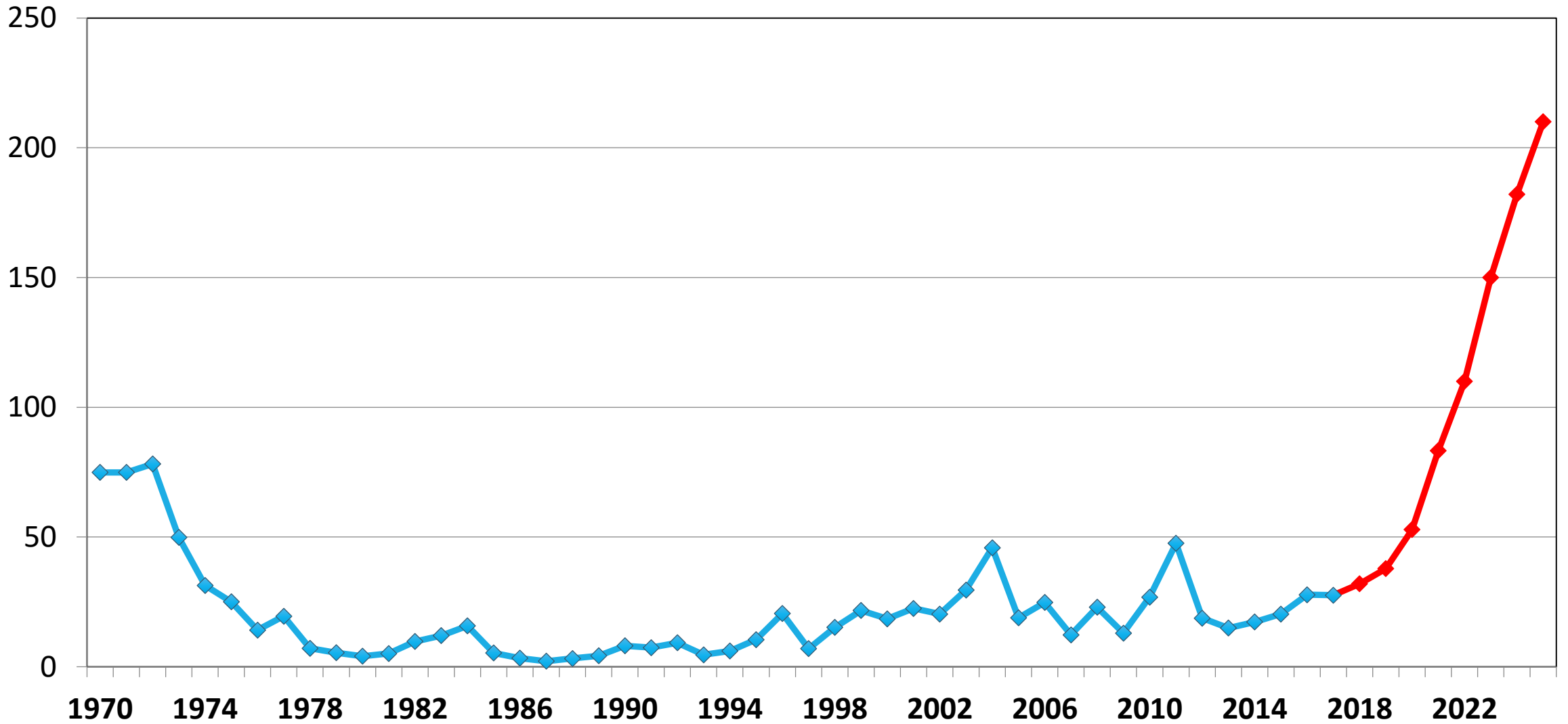
Uganda Area '000 Hectares



Uganda Lint Yield Kg/ha



Uganda Lint Production '000 tonnes



Uganda is Poised for High Yields

- Excellent rainfall
- Ideal weather for cotton
- Ideal heat units
- Good soil fertility
- Very good quality
- Short duration + wilt resistant
- Big bolls (4.5 to 6.0 g)
- High ginning%
- Good legume crops
- *Glycine max, Phaseolus vulgaris, Tithonia diversifolia*
- Good natural control of pests



THREATS

- Bollworm, Bacterial blight & Wilts
- Burning of stalks
- Bushy crop: No canopy management


BEST PRACTICE

Canopy management

1. Plant architecture management
2. Square & boll retention management
3. Timely termination for source-sink
4. crop residue management
5. Closed season

BEST PRACTICES

- Fit the rainfed crop into monsoon
- Compact architecture + Short season (150-160 days)
- 76x10 cm spacing: High density population
- Conservation tillage
- Ridge sowing for soil moisture management
- Stale seed bed (prevents weeds)



BEST PRACTICES

- Shred crop residues: incorporate or mulch
- Legume cover crops to add 70-80 Kg N/ha
- Mycorrhizae + Organic manure
- Harvest and conserve water



BEST PRACTICES

Pest management



- Variety resistant to sucking pests/diseases + treated seed
- No sprays for two months for sucking pests
- Precise Nitrogen (to avoid sucking pests + delayed maturity)
- Ecosystems: use biofertilizers, biopesticides initially
- Use spinosad & Emamectin for bollworms
- Strictly avoid pesticide mixtures and other sprays

SIMPLE PRACTICAL TECHNOLOGIES

FERTILIZERS: Legume cover crops + crop residues: 70-80 Kg N/ha + other nutrients. Canopy management for nutrient channeling into fruiting parts

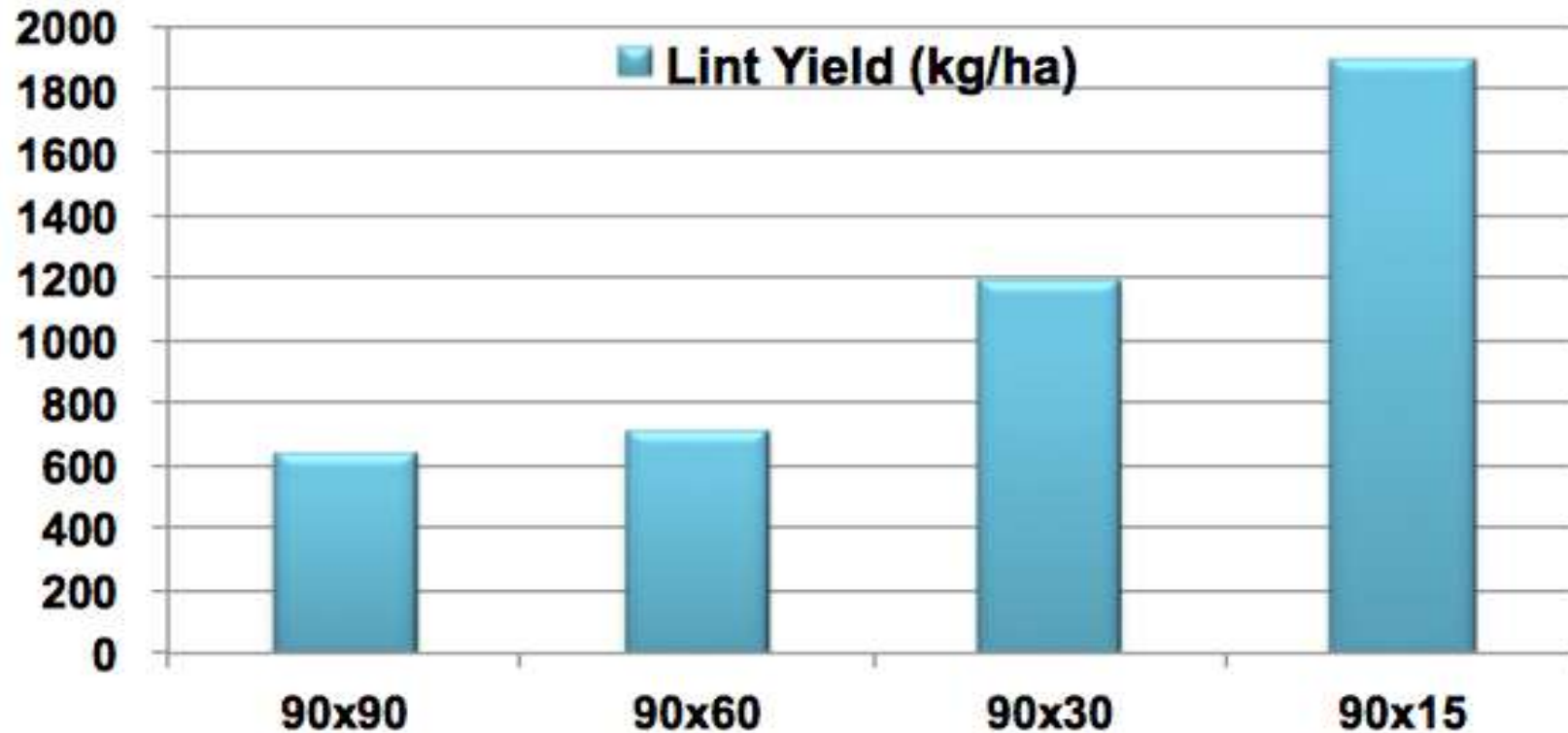
WATER: Fit in a short season crop into monsoon for critical window + ridge planting + mulch

WEED CONTROL: Stale seed bed + hand weeding: inexpensive

PEST MANAGEMENT: IPM (Variety resistant to sucking pests + Biocontrol + 2 insecticides for bollworm control)

AN EXPERIMENT IN INDIA –PROOF OF CONCEPT

Erect plant types, PGR (Mepiquat chloride, mepiquat pentaborate), defoliant (Thidiazuron, Thidiazuron+Diuron), Boll openers (Ethepon, paraquat) and machine picking



Ref: Rao, M. P. 2014. Asian Seed Congress.

Thank

You

