



TRADE POLICY AND SUSTAINABLE DEVELOPMENT MEETING

Geneva, 6 – 8 October 2015

DOMINICAN REPUBLIC

Session-3

Towards best-fit trade policy frameworks:
Experiences & lessons learnt

Ms. Katrina NAUT

Director-General of Foreign Trade
Ministry of Industry and Trade
Dominican Republic



MIC
MINISTERIO DE
INDUSTRIA Y COMERCIO
REPÚBLICA DOMINICANA

Dr. Katrina Naut
Director of Foreign Trade and Administration
of Trade Agreements (DICOEX)

United Nations Conference on Trade and Development.
Geneva, Switzerland
October, 2015

General information about the Dominican Republic



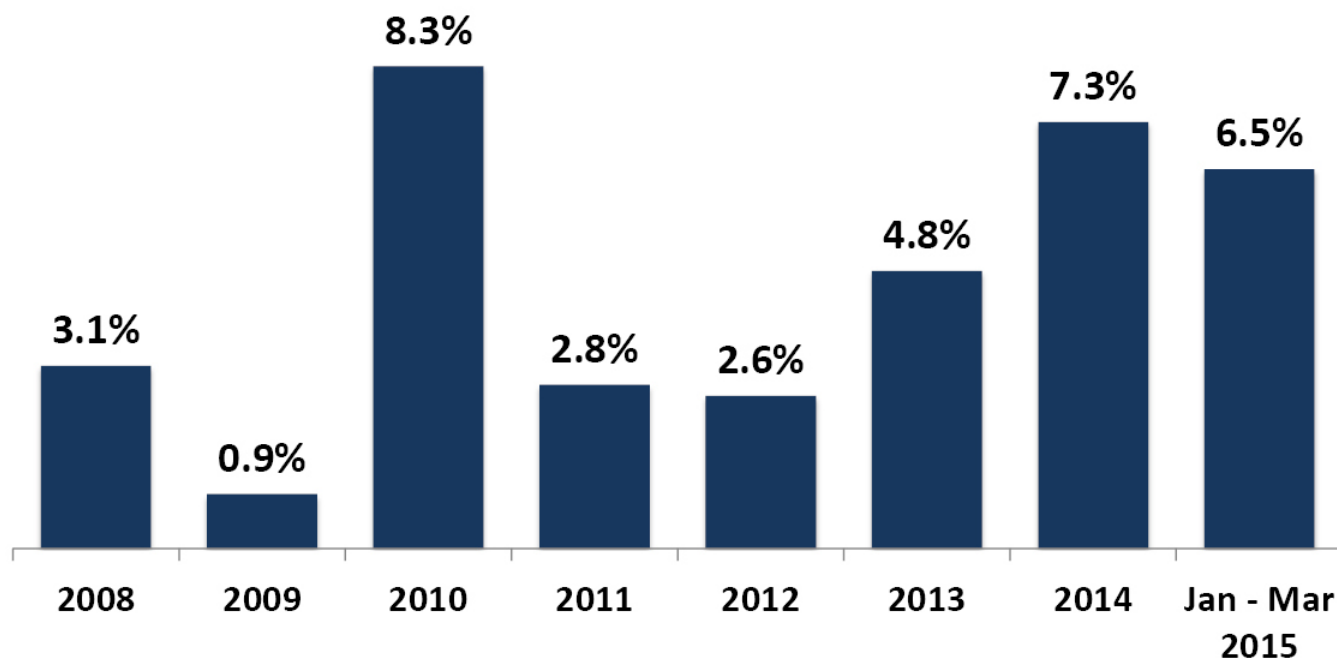
Current population is about 10 million. It is projected that by 2030 the population will reach 11 million inhabitants by mid-century the 12.2 million people.



MIC
MINISTERIO DE
INDUSTRIA Y COMERCIO
REPÚBLICA DOMINICANA

Economy of the Dominican Republic

GPD Growth



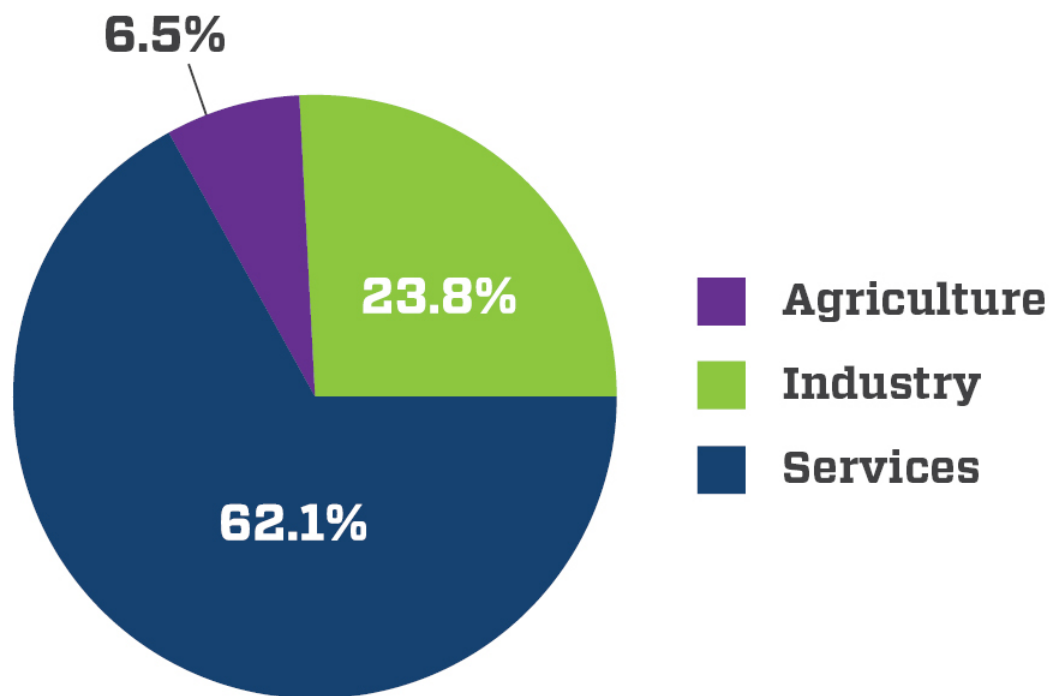
Source: Prepared by MIC / DICOEX. Data from the Central Bank of the Dominican Republic.



MIC
MINISTERIO DE
INDUSTRIA Y COMERCIO
REPÚBLICA DOMINICANA

Economy of the Dominican Republic

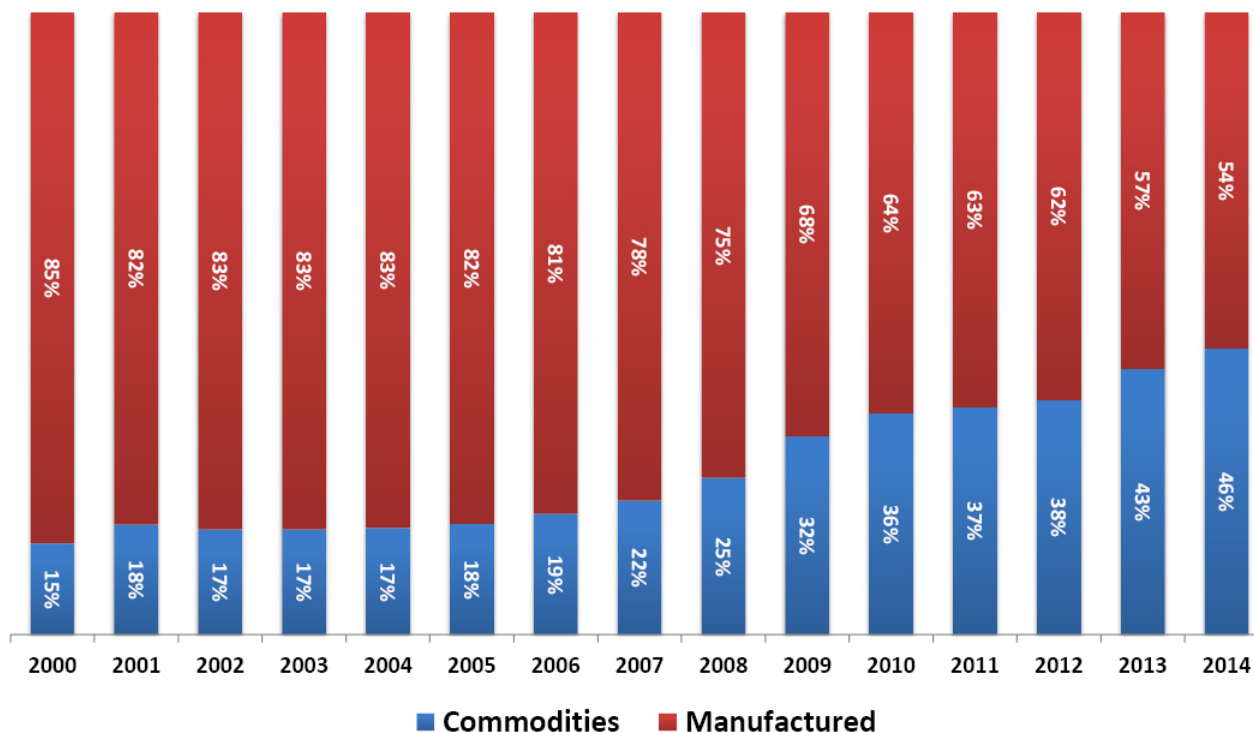
GDP by Sector of Origin



Source: Prepared by MIC / DICOEX. Data from the Central Bank of the Dominican Republic.

Economy of the Dominican Republic

Composition of Exports (Primary Vs. Manufactured Products)



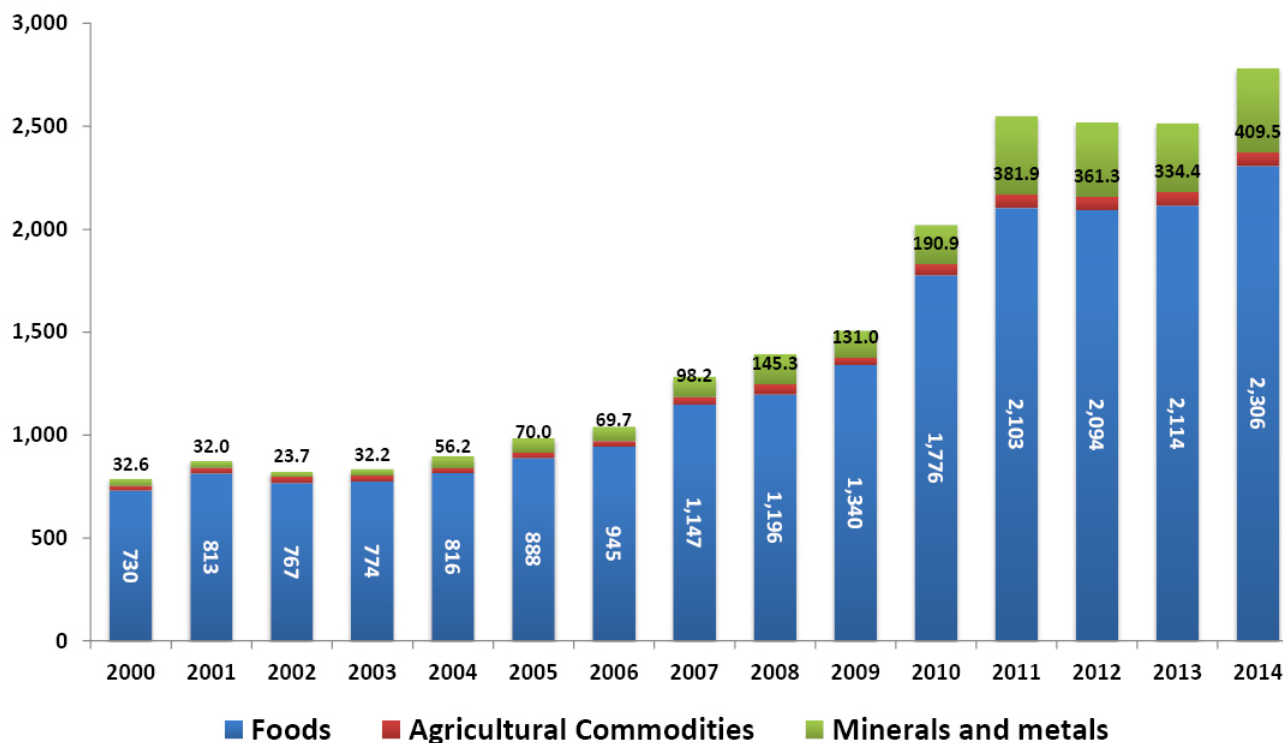
Source: Prepared by MIC / DICOEX. Data from the Central Bank of the Dominican Republic.



MIC
MINISTERIO DE
INDUSTRIA Y COMERCIO
REPÚBLICA DOMINICANA

Economy of the Dominican Republic

Value of Commodity Exports by Product Type (In Millions of US \$)



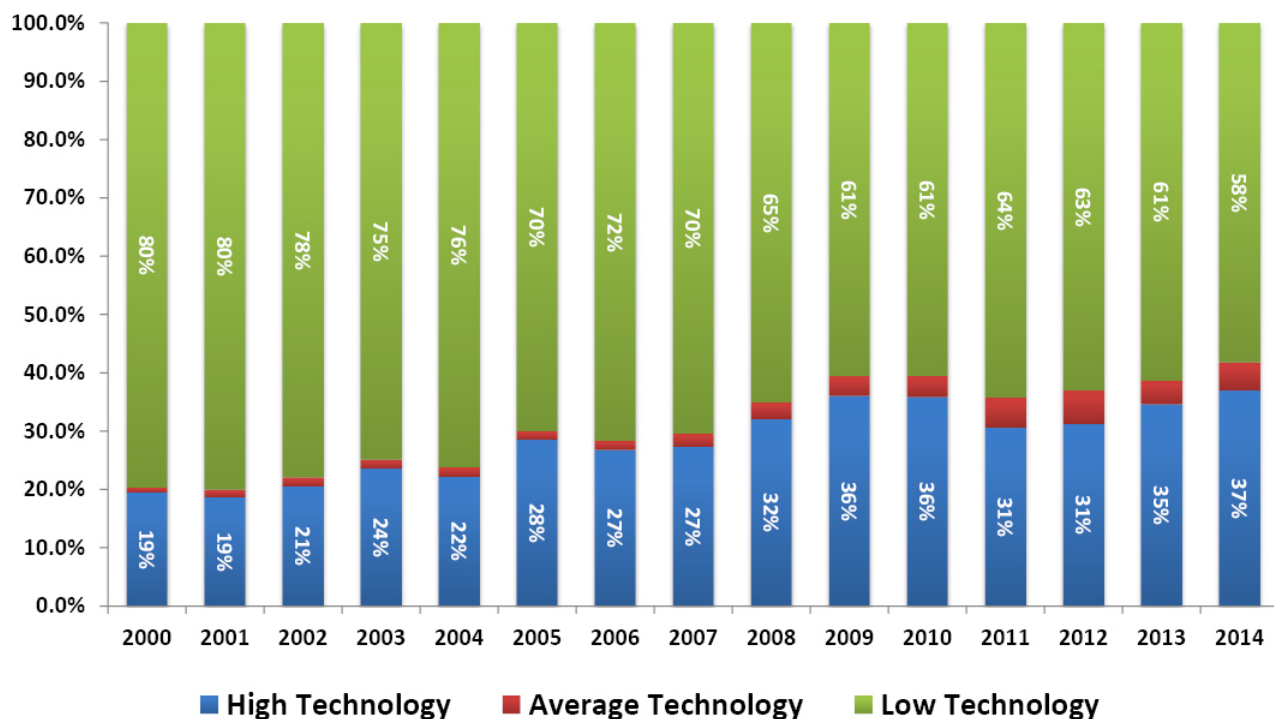
Source: Prepared by MIC / DICOEX. Data from the Central Bank of the Dominican Republic.



MIC
MINISTERIO DE
INDUSTRIA Y COMERCIO
REPÚBLICA DOMINICANA

Economy of the Dominican Republic

Composition of Manufacturing Exports by Technological Level



Source: Prepared by MIC / DICOEX. Data from the Central Bank of the Dominican Republic.



MIC
MINISTERIO DE
INDUSTRIA Y COMERCIO
REPÚBLICA DOMINICANA

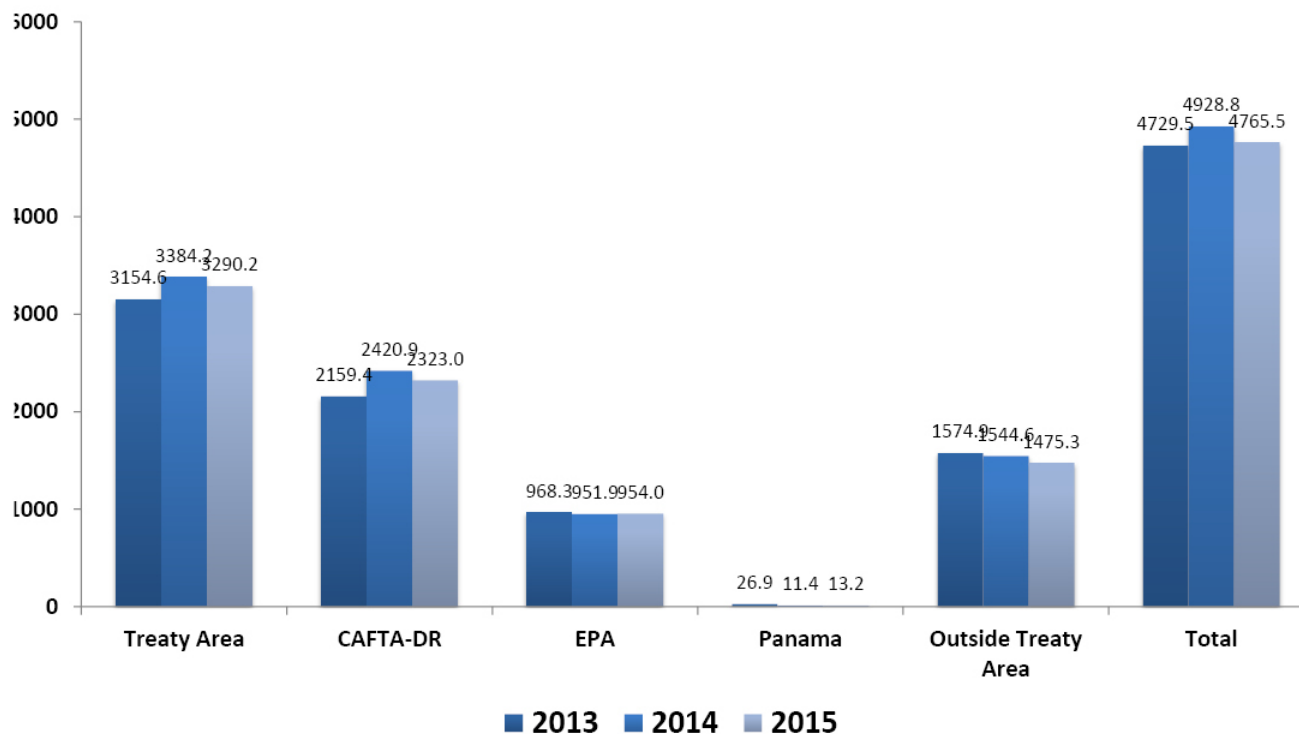
Economy of the Dominican Republic

EXPORTS (In millions of US \$)

FTA	2012	2013	2014	2015	VAR%
Treaty Area	2,894.2	3,154.6	3,384.2	3,290.2	-2.8%
CAFTA-DR	1,976.4	2,159.4	2,420.9	2,323.0	-4.0%
Central America	66.4	52.4	50.2	55.5	10.5%
United States	1,910.0	2,107.0	2,370.7	2,267.5	-4.4%
EPA	900.1	968.3	951.9	954.0	0.2%
CARIFORUM	595.4	608.4	588.5	601.8	2.3%
Haiti*	519.5	535.0	510.1	527.4	3.4%
European Union (UE28)	304.8	359.9	363.5	352.2	-3.1%
CARICOM	74.16	71.8	73.1	69.9	-4.4%
Panama	17.7	26.9	11.4	13.2	16.3%
Outside Treaty Area	1,465.0	1,574.9	1,544.6	1,475.3	-4.5%
Total	4,359.2	4,729.5	4,928.8	4,765.5	-3.3%

Economy of the Dominican Republic

Exports January - June (In Millions of US \$)



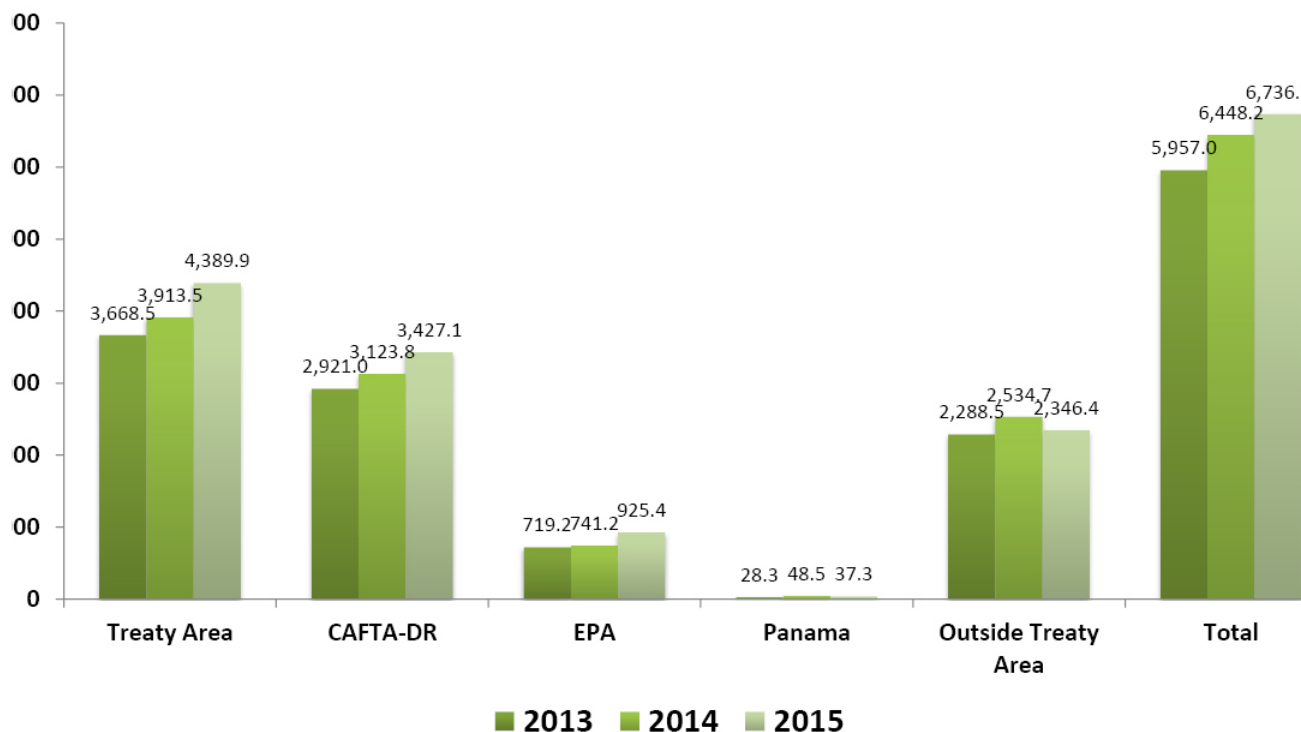
Economy of the Dominican Republic

IMPORTS (In millions of US \$)

FTA	2012	2013	2014	2015	VAR%
Treaty Area	3,898.7	3,668.5	3,913.5	4,389.9	12.2%
CAFTA-DR	2,978.8	2,921.0	3,123.8	3,427.1	9.7%
Central America	229.0	232.0	258.7	336.3	30.0%
United States	2,749.8	2,689.0	2,865.2	3,090.9	7.9%
EPA	899.7	719.2	741.2	925.4	24.9%
CARIFORUM	73.9	46.2	48.4	56.2	15.9%
Haiti*	0.4	1.6	2.2	12.5	465.1%
European Union (UE28)	825.3	673.0	692.7	869.2	25.5%
CARICOM	73.47	44.5	46.2	43.6	-5.6%
Panama	20.2	28.3	48.5	37.3	-23.1%
Outside Treaty Area	2,312.3	2,288.5	2,534.7	2,346.4	-7.4%
Total	6,211.0	5,957.0	6,448.2	6,736.3	4.5%

Economy of the Dominican Republic

Imports January – June (In Millions of US \$)



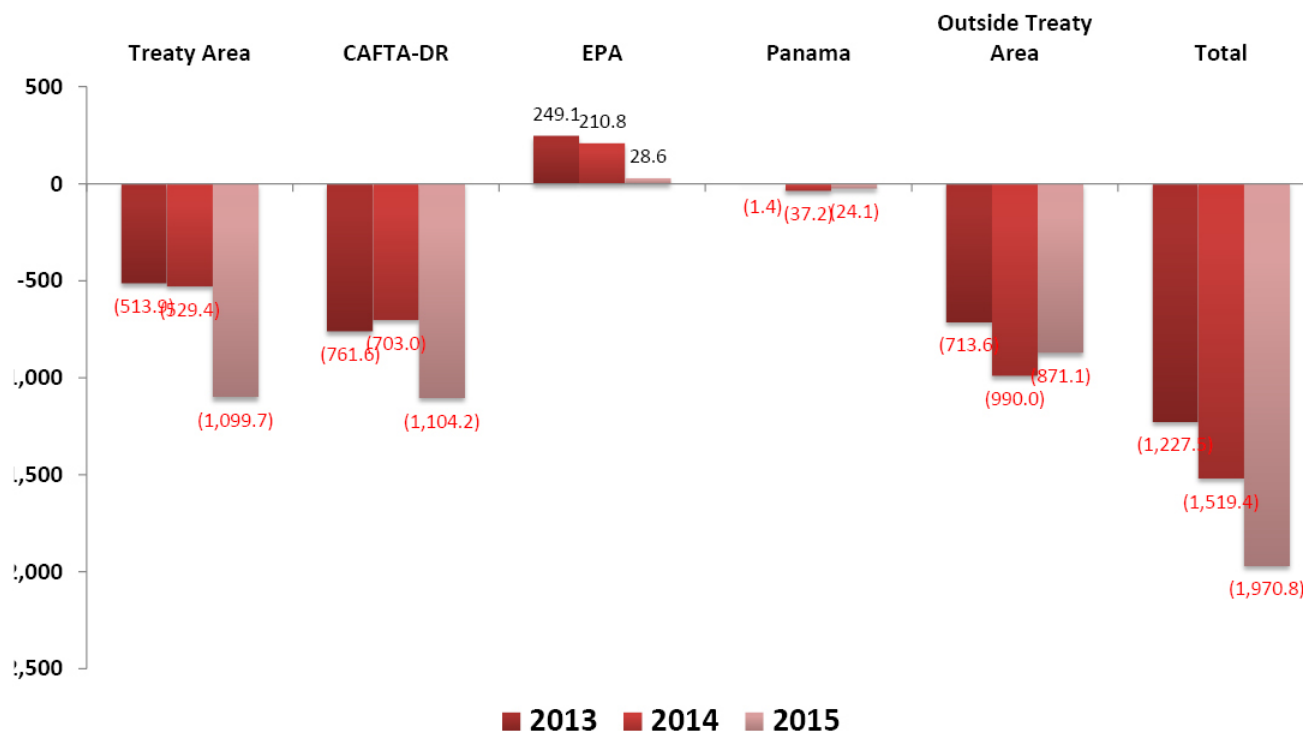
Economy of the Dominican Republic

BALANCE OF TRADE * (In millions of US \$)

FTA	2012	2013	2014	2015	VAR%
Treaty Area	(1,004.4)	(513.9)	(529.4)	(1,099.7)	107.7%
CAFTA-DR	(1,002.4)	(761.6)	(703.0)	(1,104.2)	57.1%
Central America	(162.6)	(179.6)	(208.5)	(280.8)	34.7%
United States	(839.8)	(582.0)	(494.5)	(823.4)	66.5%
EPA	0.5	249.1	210.8	28.6	-86.4%
CARIFORUM	521.5	562.2	540.0	545.6	1.0%
Haiti*	519.0	533.4	507.9	514.9	1.4%
European Union (UE28)	(520.6)	(313.1)	(329.2)	(517.0)	57.0%
CARICOM	0.7	27.3	26.9	26.3	-2.4%
Panama	(2.5)	(1.4)	(37.2)	(24.1)	-35.2%
Outside Treaty Area	(847.4)	(713.6)	(990.0)	(871.1)	-12.0%
Total	(1,851.8)	(1,227.5)	(1,519.4)	(1,970.8)	29.7%

Economy of the Dominican Republic

Balance of Trade January - June (In Millions of US \$)



Economy of the Dominican Republic

- The **NDS 2030** covers the exercise of regulatory functions by the national and local public sector, **promotion and production of goods and services.**

National Development Strategy 2030 – Economic Pillar

“An integrated sectoral and territorial economy, innovative, diversified, pluralistic, quality-oriented and environmentally sustainable, that creates and disrupts wealth, generating high and sustained growth and decent employment, takes advantage and reinforces local market opportunities and is competitive in the global economy.”

National Development Strategy 2030 – Economic Pillar

1. Boost development banks and long term financing instruments.

3. Encourage the establishment of an efficient multimodal transport network and logistics services.

Direct Actions

2. Develop an endowment of infrastructure and logistics services integrating the country.

4. Consolidate and monitor the network of trade agreements signed by the country.

Dominican Structure

CNNC

Negotiation

DICOEX

Administration

CEI-RD

Promotion



MIC
MINISTERIO DE
INDUSTRIA Y COMERCIO
REPÚBLICA DOMINICANA

Trade Policy in the Dominican Republic

The main objectives of the trade policy of the Dominican Republic remain to increase foreign investment.

These objectives are enrolled in the 2030 National Development Strategy (END) made in 2013.

Trade Policy in the Dominican Republic

The main institutions involved in the development of Dominican trade policy are the Ministries of Industry and Commerce (MIC) and Foreign Affairs (MIREX).

The MIC is responsible for formulating and ensuring the implementation of foreign trade policies, except in the case of sugar, as well as promoting foreign trade.

Scope of the Ministry of Industry & Trade

Trade Policy in the Dominican Republic

Organic Law No. 290-66 - Article 2 (c)

Formulation and implementation of foreign trade policy and strategy

Administration and Implementation of Free Trade Agreements

About the Directorate of Foreign Trade and Administration of Trade Agreements

The Directorate of Foreign Trade and Administration of International Trade Agreements (DICOEX), of the Ministry of Trade and Commerce (MIC) is responsible for implementing and administering trade treaties and agreements signed by the Dominican Republic.

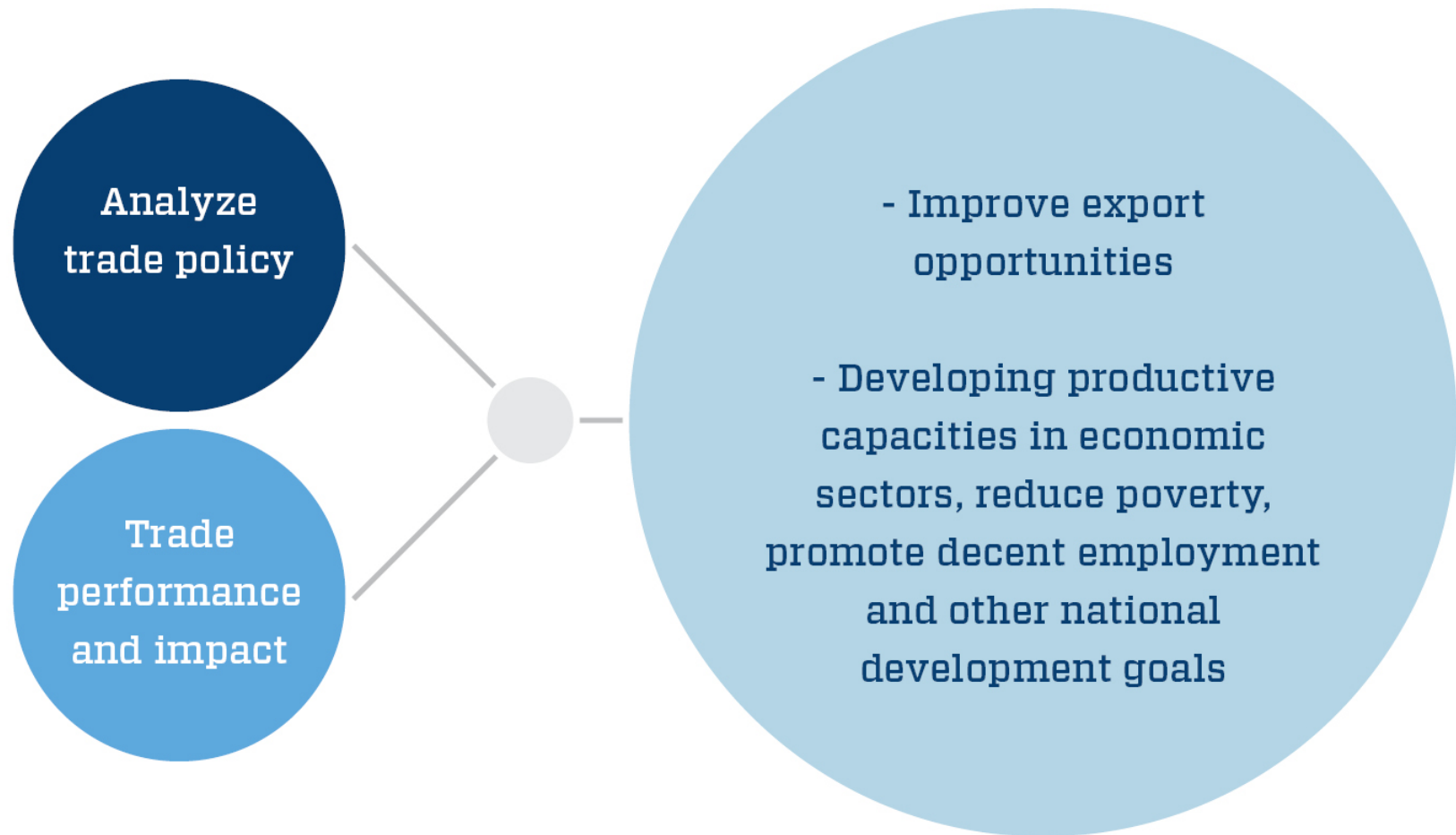
Contact with UNCTAD



At the request of the Government of the Dominican Republic, UNCTAD is carrying out a study on trade policy framework.

It is hoped that the UNCTAD study (currently being developed in collaboration with three local experts)

Contact with UNCTAD



Challenges in implementing Trade Policy

- Institutional dispersion
- Relevant institutions at the national level in the formulation and implementation of strategies

- Better use of trade agreements with clear objectives
- Strengthen public and private capacities

- Definition of an institutional hierarchy
- Strengthening coherence / improve operational synergies

Trade Performance



Regulatory framework for the production and competitiveness

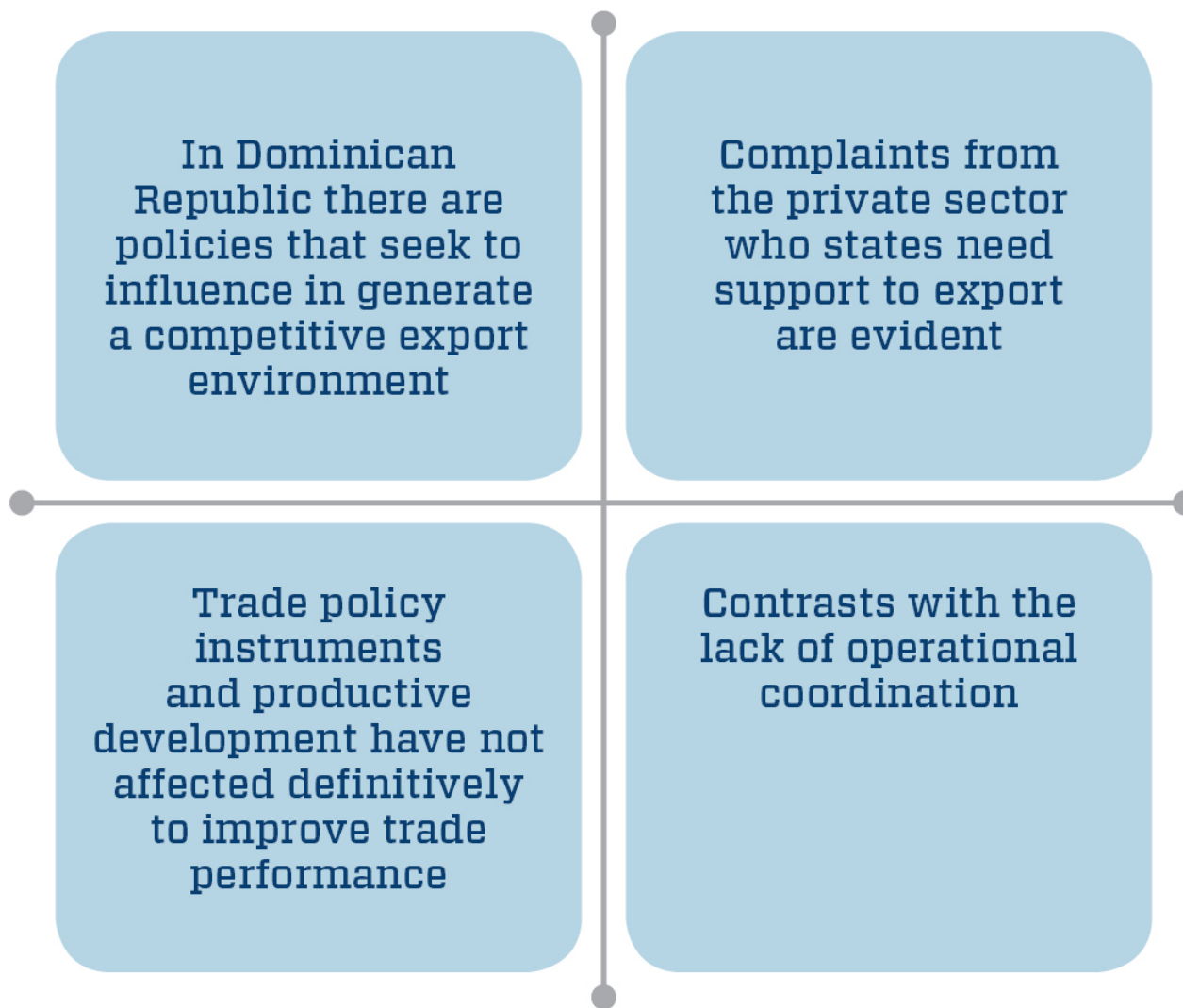
Trade agreements have not led to an increase in exports

Various products (manufactured) have achieved a stellar performance in key markets

Positive trade balance with Cariforum countries and Haiti



Strategies, policy objectives and institutional framework related to trade policy decisions



Opportunities for the country

Definition of (who made, who coordinates and carries out)

Political will to eliminate divergence operative

Formulation of an effective system of monitoring and evaluation of goals

Awareness about the importance of considering giving the responsibility of that system to an independent entity

Availability of reliable statistical data and information



MIC

**MINISTERIO DE
INDUSTRIA Y COMERCIO**
REPÚBLICA DOMINICANA

Thank You

For more information contact us at
Av. 27 de Febrero No. 209, Ens. Naco
Tel: 809.567.7192
consultas@mic.gob.do