
**Intergovernmental Working Group of Experts on International
Standards of Accounting and Reporting
(ISAR)**

**37th SESSION
2 – 6 November 2020**

Wednesday, 4 November 2020

**Agenda item 3. Practical implementation, including
measurement, of core indicators for entity reporting on the
contribution towards the attainment of the Sustainable
Development Goals: Review of case studies**

Presented by

Uthman Alzahrani
SABIC, Saudi Arabia

*This material has been reproduced in the language and form as it was provided.
The views expressed are those of the author and do not necessarily reflect the views of UNCTAD.*

CHEMISTRY THAT MATTERS™



SABIC CASE STUDY ON PRACTICAL IMPLEMENTATION OF
CORE INDICATORS FOR ENTITY REPORTING ON THE
CONTRIBUTION TOWARDS THE SUSTAINABLE
DEVELOPMENT GOALS PROPOSED BY UNCTAD

PRIVATE SECTOR

SABIC MEA Sustainability Team
Riyadh, Saudi Arabia October 28, 2020



SABIC AT-A-GLANCE



1976

Company established



33,000

Employees around the world



50

Countries of operations



3rd

Largest global chemical company*



122nd

Largest public company in the world*

4.334

US\$ bn

Estimated Brand Value**

82.6

US\$ bn

Total assets

1.5

US\$ bn

Net income

37.3

US\$ bn

Annual revenue



≈ 150

New products each year



12,540

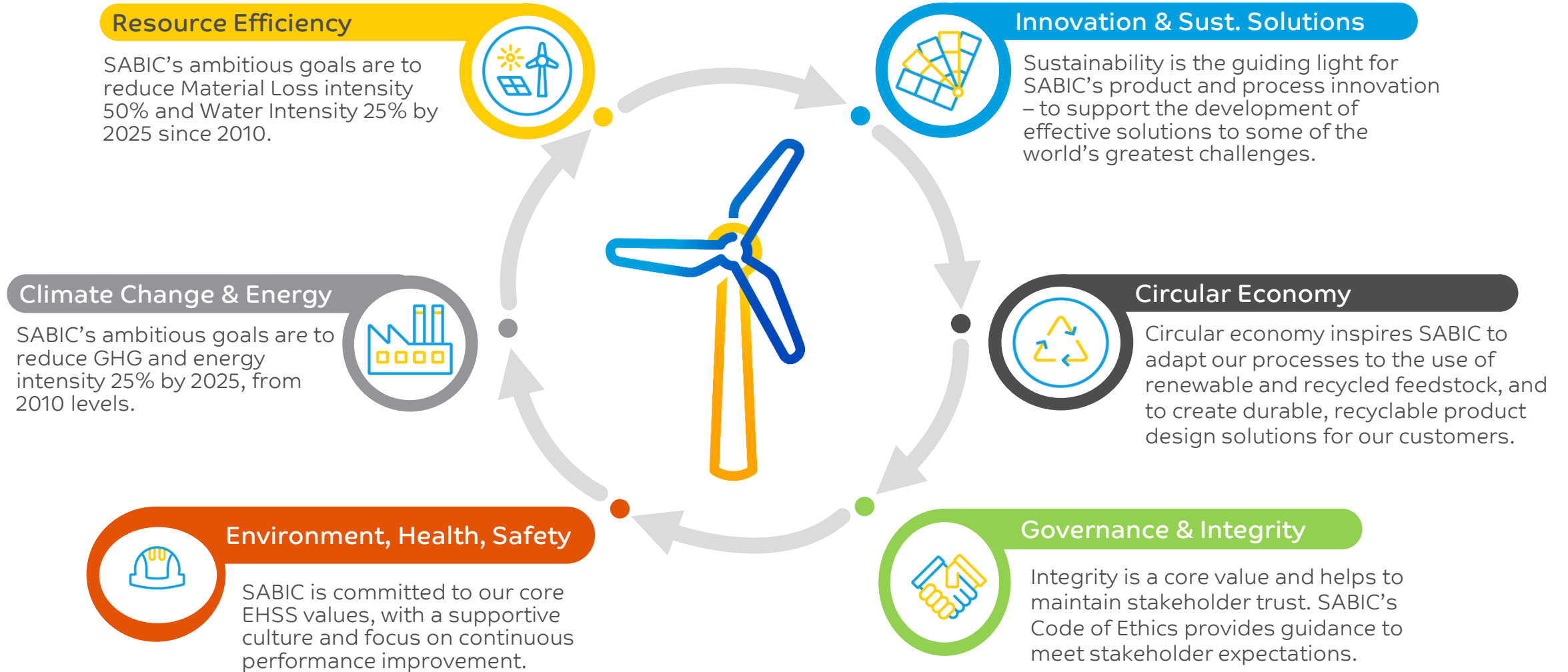
Global patent filings



68

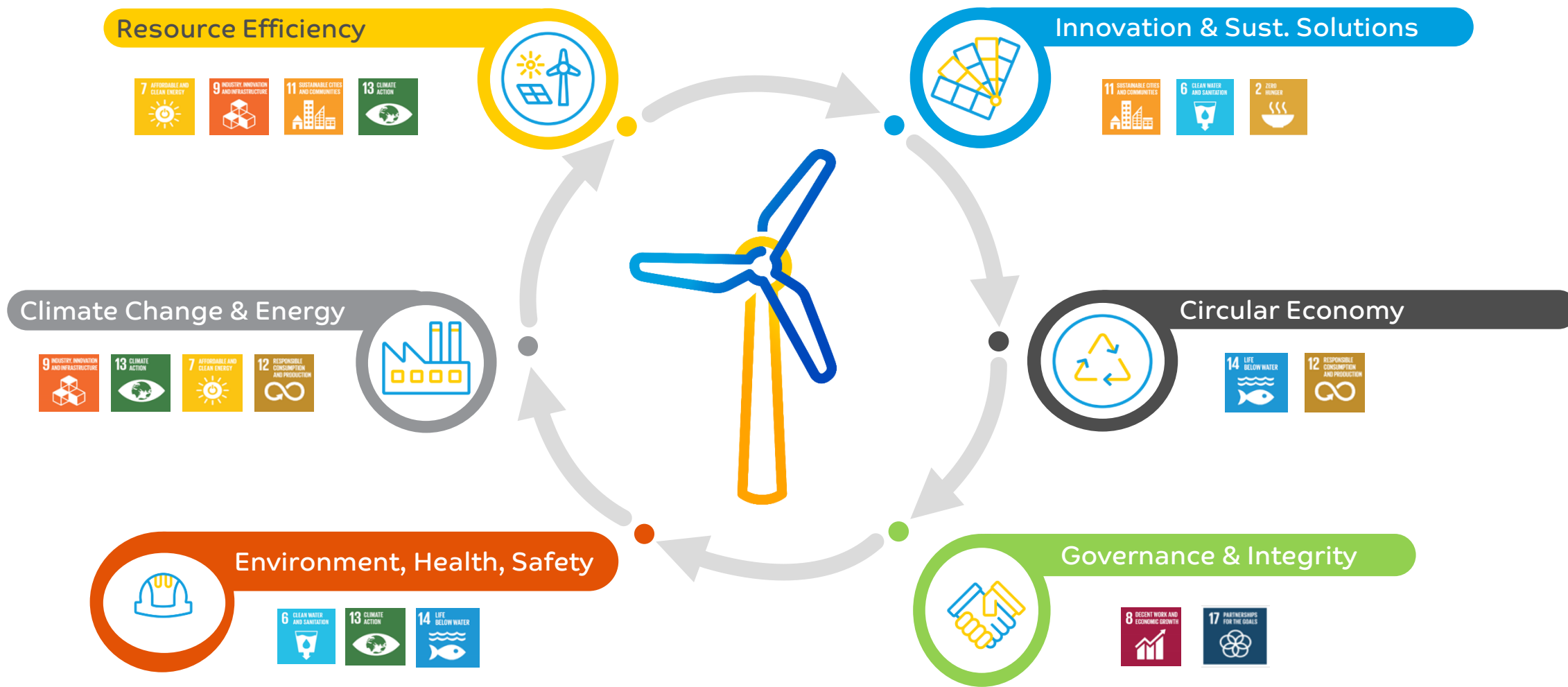
World-class plants worldwide

SABIC STRATEGIC SUSTAINABILITY PRIORITIES DERIVED FROM MATERIALITY



* Baseline is year 2010 / Retain intensity targets 2010-2025 based on external Sales

SABIC ADOPTED UN SUSTAINABILITY DEVELOPMENT GOALS FOR CONTINUED BUSINESS SUCCESS ALIGNED WITH ITS SUSTAINABILITY STRATEGIC PRIORITIES



PRACTICAL IMPLEMENTATION OF CORE INDICATORS FOR ENTITY REPORTING

DATA COLLECTION FOR THE CASE STUDY

- Data are collected from SABIC various official published reports
- SABIC Sustainability Report was prepared in accordance with our internally developed reporting criteria. And to guide the selection of report content and improve report quality, we align our internal reporting criteria with the “Core” option of the Global Reporting Initiative (GRI) Sustainability Reporting Guidelines.

DATA SOURCE



Sustainability Report
2019



Sustainability Report :
2019 Technical
Supplement



Annual Report
2019



Sustainable
Development Goals
Roadmap 2018

DATA COLLECTION AND ANALYSIS RESULT

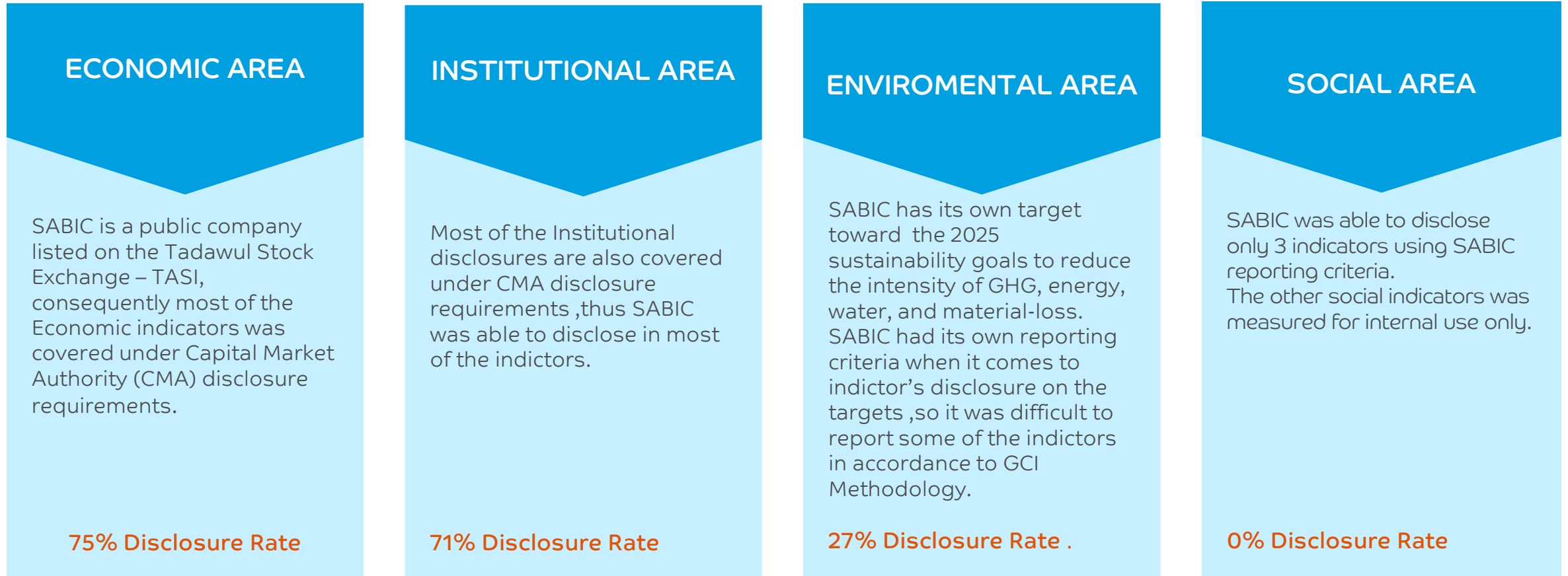
The key findings shows that SABIC was able to report on a majority of the indicators :

| Area | Disclosed indicators based on GCI Methodology | Disclosed based on SABIC Methodology | Not Disclosed indicators | % of GCI disclosed indicators |
|---------------|---|--------------------------------------|--------------------------|-------------------------------|
| Economic | 6 | 0 | 2 | 75% |
| Institutional | 5 | 1 | 1 | 71% |
| Environmental | 3 | 3 | 5 | 27% |
| Social | 0 | 3 | 4 | 0% |
| Total | 14 | 7 | 12 | 42% |

- SABIC had its own reporting standards when it comes to all indicator's disclosure thus it was challenging to report some of the indicators in accordance to GCI Methodology.

KEY HIGHLIGHT FROM GCI IMPLEMENTATION

Changing the internal practices will require intensive global effort from data collection processes, systems and Sustainability council approval:



CASE STUDY OUTCOME AND KEY TAKEAWAYS

- The GCI was a useful assessment tool to measure entity's contribution towards the SDG implementation.
- GCI can enable consistency of financial/nonfinancial reporting as well as harmonization and comparability of sustainability data reported by entities.
- SABIC will continue its own journey toward enhancing external disclosures using global frameworks and guidelines where applicable.
- SABIC will continue its SDGs commitment to turn the world's most urgent challenges into opportunities where we can make the greatest impact.



THANK YOU

