



**BC
CR** BANCO
CENTRAL DE
COSTA RICA



COSTA RICA: EXPORTS OF SERVICES OVER
INFORMATION AND COMMUNICATION
TECHNOLOGY NETWORKS (ICT).
2019

Banco Central de Costa Rica
Departamento de Estadística Macroeconómica

May, 2021

ICT Project

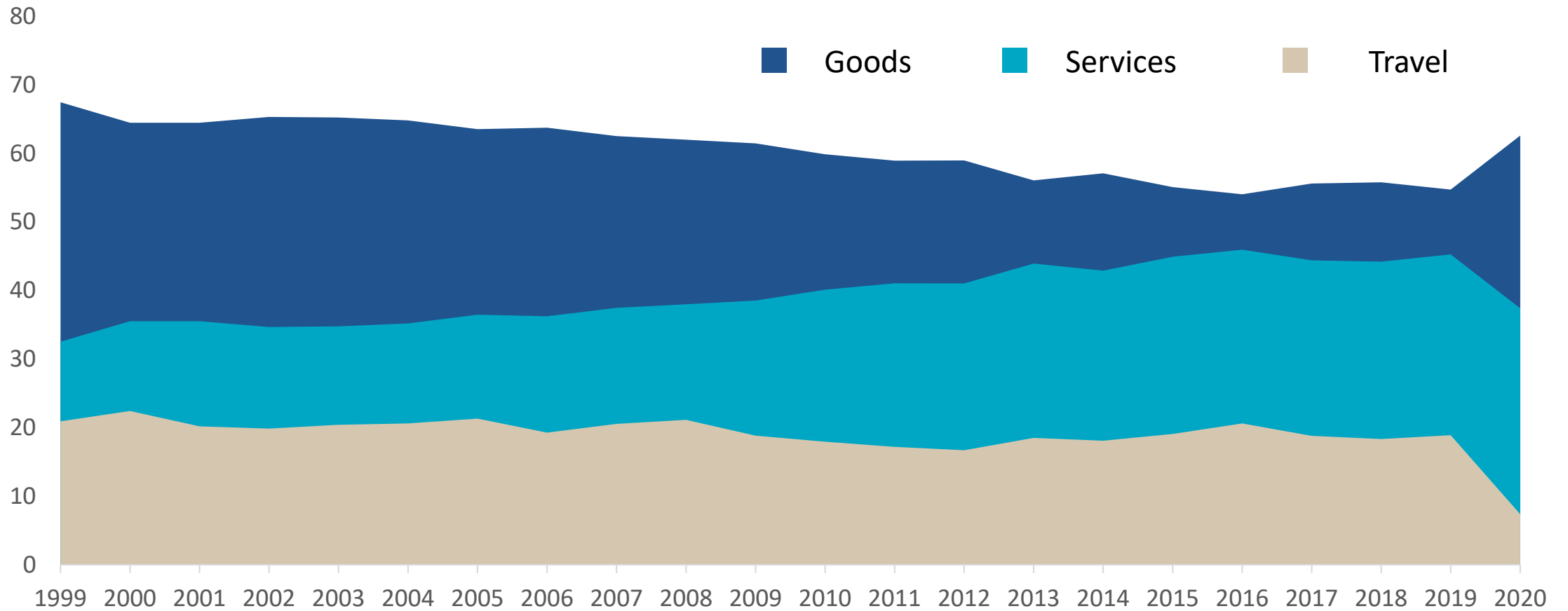




Contents

- 1. Relevant aspects of services in Costa Rica**
- 2. Information capture process**
- 3. Exports of services through: MODE 1**
- 4. Recommendations**

Costa Rica: Exports of goods and services as a percentage of total exports



Source: Banco Central de Costa Rica.

Exports

Percentage of GDP

Total Exports

Exports of goods

Exports of services

Transport 

Travel 

Others 

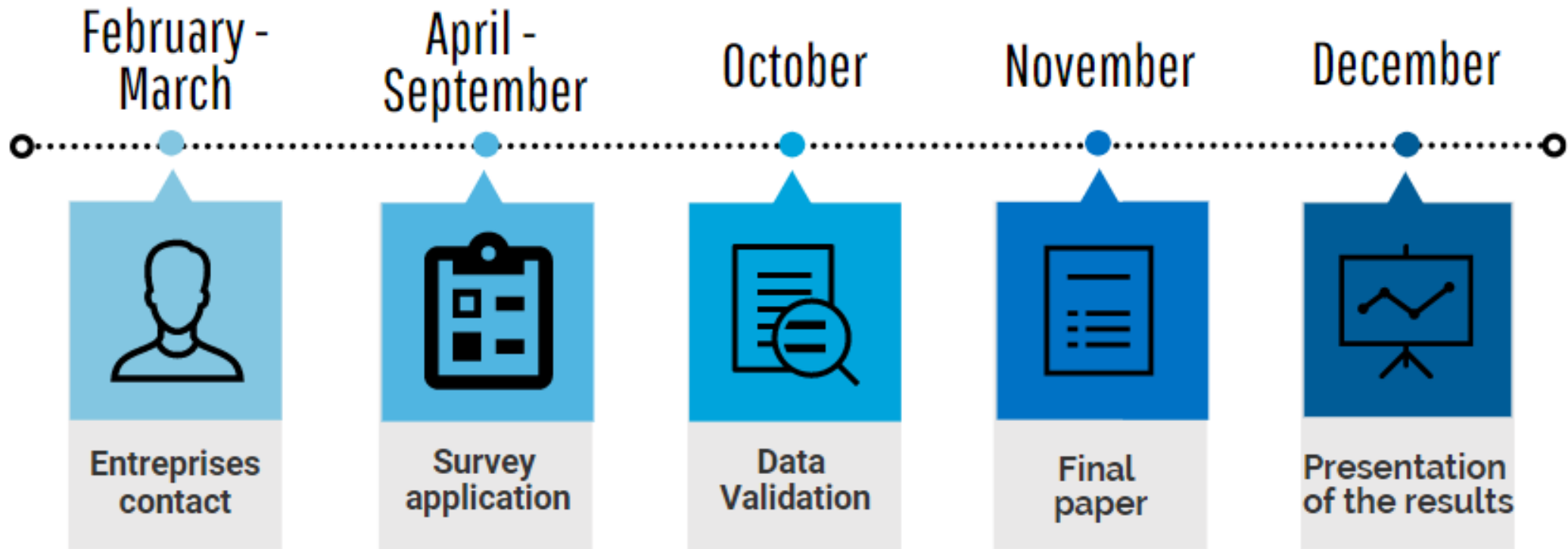
Of which: ICT-enabled services

2016	2017	2018	2019
32,6	33,3	33,9	34,3
17,7	18,5	18,9	18,8
14,9	14,8	15,0	15,5
0,9	0,8	0,8	0,8
6,4	6,3	6,2	6,5
7,6	7,7	8,0	8,2
5,5	6,1	6,2	6,4

Information gathering process



Phases of the project



Types of services included in the survey

Telecommunications



Computer



Sales and marketing



Information



Insurance and financial



Management, administration and back office



Licence



Engineering research and development



Education and training

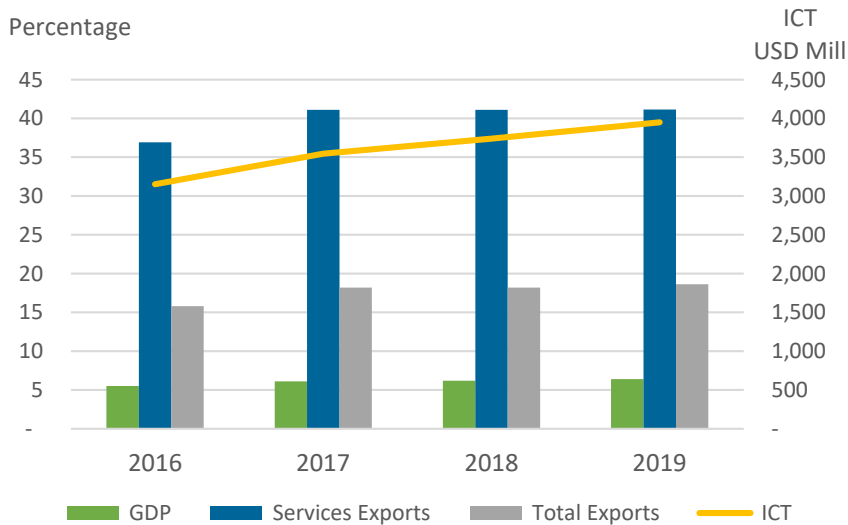


2019 ICT
Project
Main results



MAIN RESULTS IN 2019

1. Relative importance of ICT-enabled services



Source: Banco Central de Costa Rica.

Exports of services provided through ICT networks increased their relative importance in terms of gross domestic product and within the total external sales of goods and services.

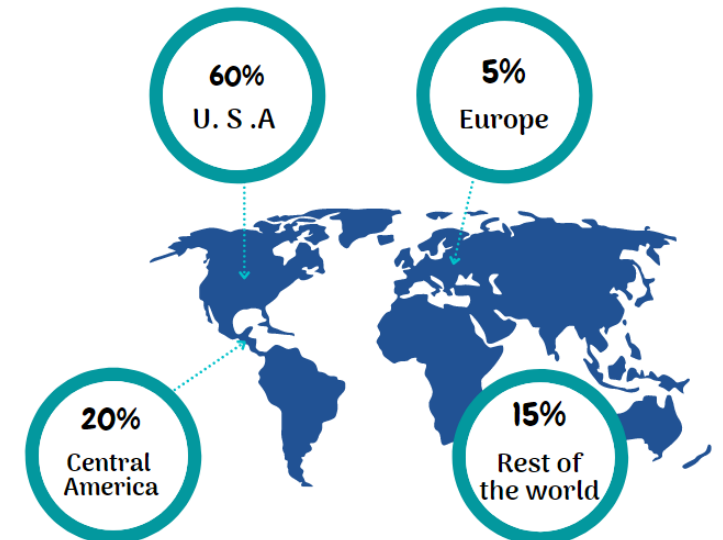
2. Exports of ICT-enabled services by economic activity

Economic Activity	N° Enterprises	Sales ICT USD Mill	Relative Participation (%)
Agriculture	-	-	-
Commerce	69	177	5
Manufacture	16	84	2
Services	992	3 689	93
Total	1077	3 950	100

Source: Banco Central de Costa Rica.

Services activity contributed up to 93% of the sales provided through technology, information and communication (ICT) networks.

3. Exports of ICT-enabled services by destination



Source: Banco Central de Costa Rica.

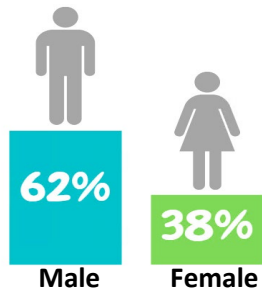
Enterprises: 70% of the enterprises involved in sales of ICT-enabled services to the rest of the world, have a capital share which belongs to residents, mainly SME's

MAIN RESULTS IN 2019

4. ICT-enabled services sales by size and relative participation.

	Size	N° Enterprises	ICT sales Mill. USD	Relative Participation (%)
1	Micro	734	23	0.6
2	Small	60	40	1
3	Medium	79	69	1.8
4	Large	204	3 818	96.6
Total		1 077	3 950	100

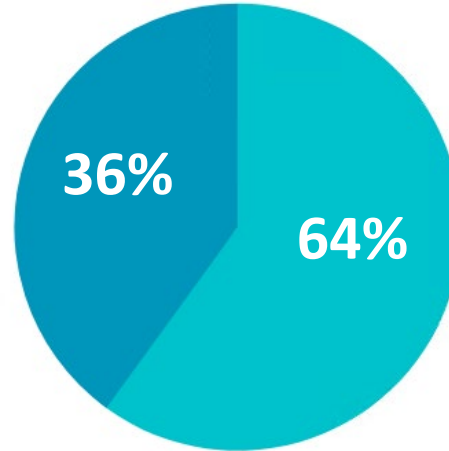
7. Share of the employment by gender



These companies provided 143 706 job opportunities, equivalent to 6,6% of total employment in the country.

Source: Banco Central de Costa Rica with INEC's data.

5. ICT-enabled services sales by Regime












■ Definitive ■ Free Zone

Source: Banco Central de Costa Rica .

The total of export of services provided through technology, information and communication (ICT) networks, was led by large companies (size 4). Additionally, 64% of sales corresponded to Free Trade Zone Regime. Services with highest relative participation in the measurement are management, IT and marketing.

6. ICT-enabled services by type of service consulted

Types of services	ICT sales USD Mill.	Relative Participation
Telecommunications 	29	1
Computer services 	780	20
Sales and marketing services 	186	5
Information services 	8	0
Insurance and financial services 	87	2
Management, administration and back office services 	2 737	69
Licensing services 	0	0
Engineering, related technical services and R&D 	118	3
Education and training services 	5	0
TOTAL	3 950	100

Source: Banco Central de Costa Rica .

COSTA RICA: EXPORTS OF SERVICES BY MODES OF SUPPLY

Millions of USD

	2018	2019	2020 1/
Mode 1	4 343	4 526	4 446
Transport	502	496	302
Telecommunications and computer services	958	1 025	1 055
Other business services	2 795	2 902	2 989
Rest	89	103	99
Mode 2	3 995	4 243	1 554
Transformation services	115	112	105
Maintenance and repair	84	91	79
Travel	3 773	4 008	1 348
Rest	24	31	23
Mode 3	1	2	1
Mode 4	698	828	852
Maintenance and repair	9	10	9
Computer and information services	289	309	319
Other business services	400	509	524
Total	9 038	9 598	6 853

1/ Preliminary

Source: Graduate Investigation (2020): Exportaciones de servicios de Costa Rica por modos de suministro with BCCR's data.

Limitations

Information access

2019 – 2020 COVID-19



Recomendations

- Alliances with public-private institutions to encourage the participation of the non-financial private sector in the measurement.
- Compare the responses of the informants with other statistical records to validate the veracity and accuracy of the data provided.
- Adopt a policy for the dissemination of the measurement results to the business sector and the general public.





**BC
CR** BANCO
CENTRAL DE
COSTA RICA



COSTA RICA: EXPORTS OF SERVICES OVER
INFORMATION AND COMMUNICATION
TECHNOLOGY NETWORKS (ICT).
2019 DATA

Banco Central de Costa Rica
Departamento de Estadística Macroeconómica

May, 2021