

Plastics Control Measures & the Role of Innovative & Traditional Plastic Substitutes & Alternatives

Joint ICCF-AIPA-UNCTAD briefing on technology and innovation solutions to address marine debris in Southeast Asia, 06 July 2023


David Vivas Eugui , Chief of Section, a.i.

Trade, Environment, Climate Change and Sustainable Development Branch,

United Nations Conference on Trade and Development

Impacts of Plastics on the Oceans

- ‘Downstream’ plastics pollution to the ocean: About 8-12 million tonnes of plastic end up in the world’s oceans every year (about 3-4 % of the annual plastic production).
- About six huge patches of plastic waste & other forms of garbage on the ocean
- Unseen problem: Sea bottom plastic accumulation
- If current trends continue, our oceans could contain more plastic than fish by 2050
- A key concern in fisheries & aquaculture is the ingestion of microplastics by fish and its impact on the fauna & human food safety.
- Negative impacts on oceans economic sectors such as fisheries, aquaculture, and tourism. All key for the Indo-Pacific Region



CONTROL AND MITIGATION MEASURES ACROSS EACH STAGE OF THE PLASTICS VALUE CHAIN

Control measures applicable to plastics are being discussed as one of the main tools to be part of a legally binding instrument on plastic pollution, including in the marine environment. This table summarizes some of those options, covering both trade / border measures and internal market measures which can be adopted by countries.

Control measures can help steer economies away from harmful, problematic, single-use plastics and at the same time promote more sustainable material substitutes and alternatives.

RAW MATERIALS



Hydrocarbons

UPSTREAM



Polymer pellets

MIDSTREAM



Products and parts

DOWNSTREAM



Plastic waste or residues






RECOVERY



From land or water bodies

TRADE / BORDER MEASURES	TARIFFS	Higher tariffs for harmful/problematic plastics. Lower tariffs for plastic substitutes.	×	×	×	×		
	IMPORT BAN (QR)	Import ban on imports of single-use plastics causing persistent pollution.			×	×		
	IMPORT QUOTAS (QR)	Limitations on imports of single-use plastics.	×	×	×	×		
	IMPORT LICENSES (ILP)	Import licenses for recyclable plastic waste; Import licenses for plastic bag components to avoid circumventing.			×	×	×	
	EXPORT BAN	Export ban of polymers, products or scrap material to destinations with limited capacity to process end-of-life materials.			×	×	×	
	EXPORT QUOTAS	Limits on specific polymer or scrap material exports.			×		×	
	EXPORT LICENSES	Adherence to Basel plastic waste amendments / PIC procedure.					×	
	EXPORT TAXES	Explicit tax or via state marketing boards.					×	
	TRADE DEFENSE TOOLS	AD/CVD applied to plastics; <i>Peace clause</i> so not to apply AD/CVD on material substitutes.	×	×	×	×		

CONTROL AND MITIGATION MEASURES ACROSS EACH STAGE OF THE PLASTICS VALUE CHAIN

<p>Control measures applicable to plastics are being discussed as one of the main tools to be part of a legally binding instrument on plastic pollution, including in the marine environment. This table summarizes some of those options, covering both trade / border measures and internal market measures which can be adopted by countries.</p> <p>Control measures can help steer economies away from harmful, problematic, single-use plastics and at the same time promote more sustainable material substitutes and alternatives.</p>		 RAW MATERIALS Hydrocarbons	 UPSTREAM Polymer pellets	 MIDSTREAM Products and parts	 DOWNSTREAM Plastic waste or residues	 RECOVERY From land or water bodies
INTERNAL MARKET MEASURES	MONETARY AND ECONOMIC INSTRUMENTS Environmental or chemical taxes applicable to plastics; Packaging and recycling fees; Preferential tax treatment to alternatives/substitutes.	×	×	×	×	×
	PUBLIC PROCUREMENT <small>//not including public hydrocarbon enterprises//</small> Government procurement favouring goods with recycled content; Procurement of plastic depollution services.			×		×
	PHASE OUT SUBSIDIES TO POLYMERS Removal of grants to fossil fuels and polymer production	×	×			
	OPERATION LICENSES Authorization of operation for polymer production or recycling / recovery services of sufficient quality	×	×	×	×	×
	LABELLING (TBT) Labelling requirements clearly indicating polymer and recycled content; Proper labelling requirements of recycled plastic scrap trimmings or pellets		×	×	×	
	SERVICES LIBERALIZATION & REGULATION Plastics depollution services liberalization; National plastic waste management frameworks.					×
	EXTENDED PRODUCER RESPONSIBILITY Deposit schemes; Take-back programmes.				×	
	DESIGN AND QUALITY STANDARDS (TBT) Exclusion of any hazardous chemicals; Minimum thickness, reusability, mono-material requirements; Durability.	×	×	×	×	
	INTERNAL PRODUCTION AND COMMERCIALISATION BANS OF PLASTIC PRODUCTS			×	×	
	CERTIFICATION AND CONFORMITY ASSESSMENT (SPS/TBT)		×	×		
	RECYCLING TARGETS (ADM)				×	×
	MEASURING, MONITORING AND MAPPING OF PLASTIC LITTER (ADM)				×	×



UNITED NATIONS
UNCTAD

The distinction between plastic substitutes and plastic alternatives

Plastics substitutes are natural materials that have similar properties to plastics, while plastic alternatives include bioplastics or biodegradable plastics.

Plastic substitutes	VS	Plastic alternatives
Mineral, plant, marine or animal	ORIGIN	Bioplastics or Biodegradable plastics
Recyclable, reusable, biodegradable, compostable, or erodable	PROPERTIES	Recyclable, biodegradable, or compostable (end of life)
Should have lower environmental impact along their life cycle	IMPACT	Should have lower GHG lifecycle emissions when compared to plastics
Should not be hazardous for human, animal or plant life	SAFETY	Should not be hazardous for human, animal or plant life
Non-plastics		Better plastics

Source: UNCTAD Vivas Eugui & Pacini (2022). UNCTAD, based on presentation on plastic substitutes HS codes, Life-cycle analysis and tariffs considerations. WTO Dialogue on Plastics.



HS Chapter	Description	Number of 6-digit HS Codes
04	Dairy produce; birds' eggs; natural honey; edible products of animal origin, n.e.c.	1
05	Animal originated products; not elsewhere specified or included	3
07	Vegetables and certain roots and tubers; edible	8
08	Fruit and nuts, edible; peel of citrus fruit or melons	2
11	Products of the milling industry; malt; starches; inulin; wheat gluten	3
12	Oil seeds and oleaginous fruits, ..., industrial or medicinal plants; straw and fodder	7
13	Lac; gums, resins and other vegetable saps and extracts	4
14	Vegetable plaiting materials; vegetable products not elsewhere specified or included	4
15	Vegetable waxes (other than triglycerides); whether or not refined*	1
17	Sugars and sugar confectionery	2
20	Preparations of vegetables, fruit, nuts or other parts of plants	1
23	Food industries, residues and wastes thereof; prepared animal fodder	4
28	Inorganic chemicals; organic and inorganic compounds of precious metals...	2
29	Organic chemicals	2
32	Glass; glass frit and other glass, in the form of powder, granules or flakes*	1
39	Cellulose; Natural polymers...	5
40	Rubber	4
41	Raw hides and skins (other than furskins) and leather	12
42	Articles of leather, ..., articles of animal gut (other than silkworm gut)	1
44	Wood and articles of wood; wood charcoal	43
45	Cork and articles of cork	7
46	Manufactures of straw, esparto or other plaiting materials; basketware...	8
47	Pulp of wood or other fibrous cellulosic material; recovered (waste and scrap)...	17
48	Paper and paperboard; articles of paper pulp, of paper or paperboard	31
50	Silk	10
51	Wool, fine or coarse animal hair; horsehair yarn and woven fabric	25
52	Cotton	3
53	Vegetable textile fibers; paper yarn and woven fabrics of paper yarn	19
54	Man-made filaments; strip and the like of man-made textile materials	4
56	Wadding, felt and nonwovens, special yarns; twine, cordage, ropes and cables...	4
57	Carpets and other textile floor coverings	1
63	Textiles, made up articles; sets; worn clothing and worn textile articles; rags	2
67	Feathers and down, prepared; and articles made of feather or of down	1
68	Stone, plaster, cement, asbestos, mica or similar materials; articles thereof	1
69	Ceramic products	4
70	Glass and glassware	9
76	Aluminium and articles thereof	17
94	Furniture, ... not elsewhere specified or included	4
95	Toys, games and sports requisites; parts and accessories thereof	4
96	Miscellaneous manufactured articles	1

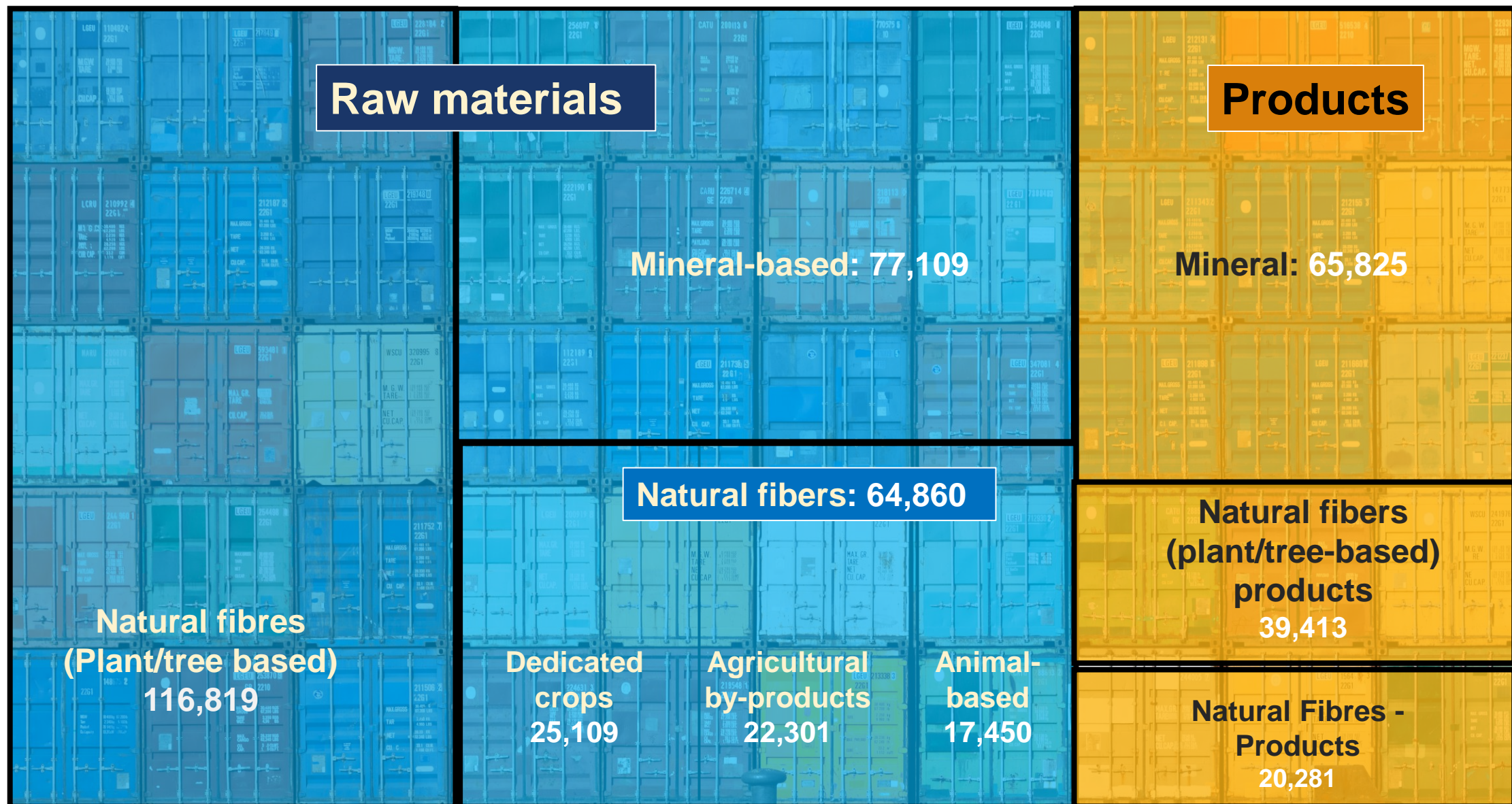
Reducing plastic use is the best way to prevent it becoming waste or hazardous waste. Substitutes can contribute significantly to this aim. A mapping of HS codes of potential plastic substitutes resulted in...

282 HS codes identified
(6-digit)



Trade value of plastics substitutes

Export represented \$388 billion, approximately 2/3 represents exports of raw materials (\$258 billion)



Raw materials

Products

Mineral-based: 77,109

Mineral: 65,825

Natural fibres: 64,860

**Natural fibres
(Plant/tree based)
116,819**

**Natural fibres
(plant/tree-based)
products
39,413**

**Dedicated crops
25,109**

**Agricultural by-products
22,301**

**Animal-based
17,450**

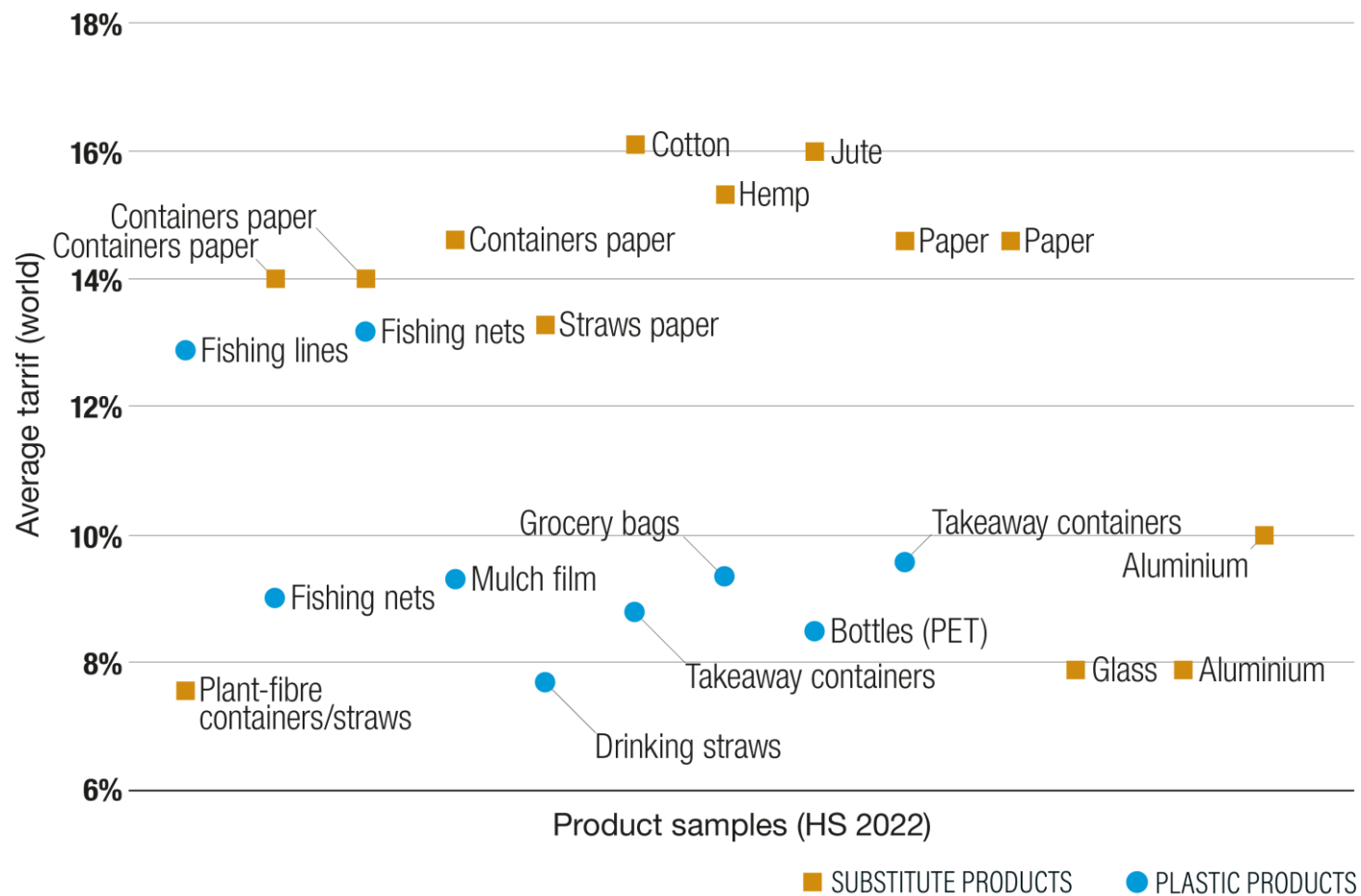
**Natural Fibres -
Products
20,281**



UNITED NATIONS
UNCTAD

Average import tariffs on plastic products vs material substitutes

Substitutes often face higher import tariffs than their plastic equivalents.



Important to promote more policy coherence in tariff schedules vis-à-vis potential control measures and incentives

Source: UNCTAD, based on OEC data 2020 and HS 2022 codes.

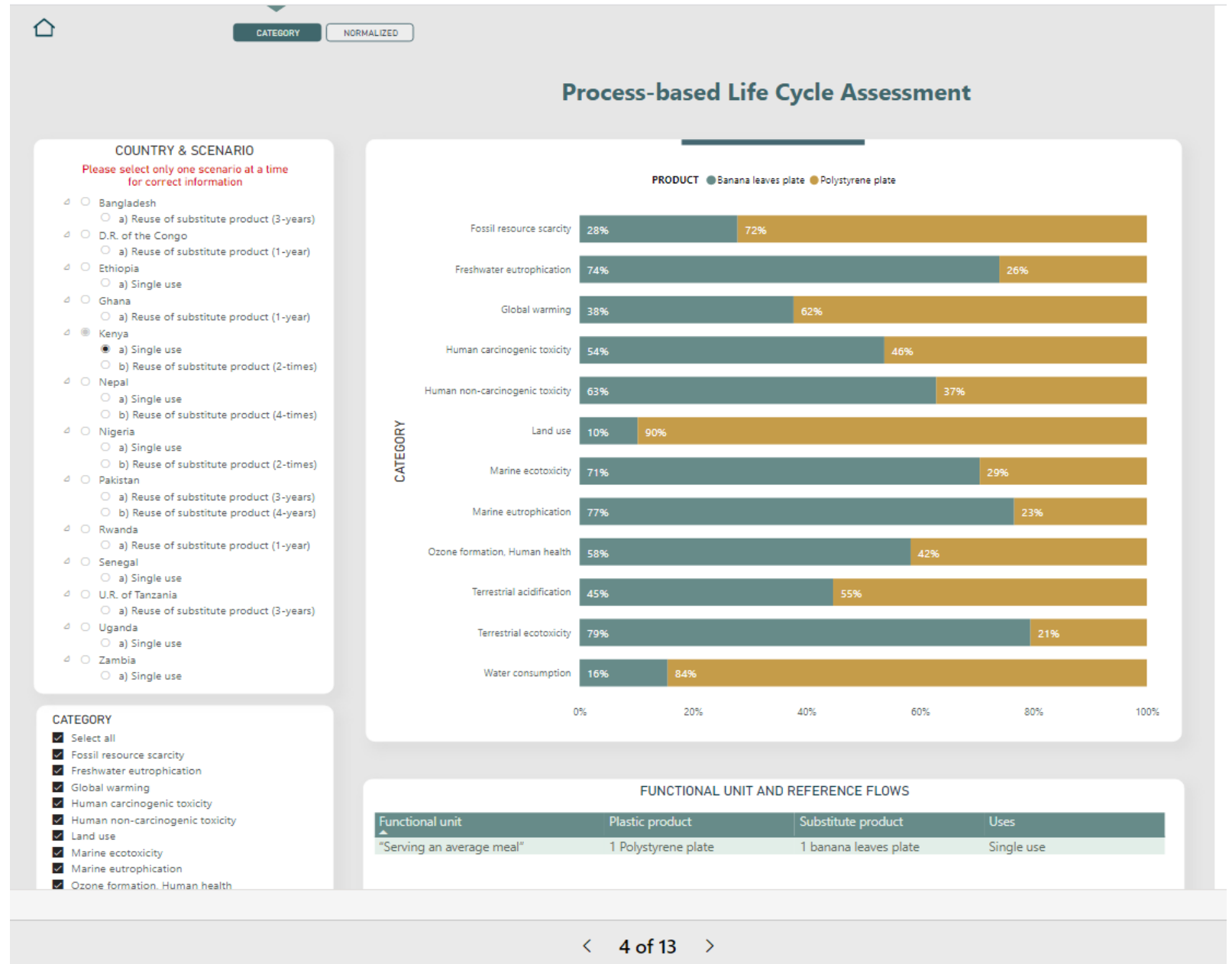
Note: Aluminium, paper, container paper and fishing nets are repeated because of different items represented in different HS codes.



Life Cycle Analysis of substitutes is important as substitutes have varying environmental impacts.

UNCTAD's plastics-substitutes dashboard allows analysis of single-use plastics compared to single-use material substitutes & reusables.

Importantly - reuse is fundamental for better environmental performance.





Notpla

Making packaging disappear

An all-natural packaging solution made from seaweed and plants that is naturally biodegradable and home-compostable, just like a piece of fruit.

One innovation is a takeaway food container coated with seaweed, a revolutionary move for the takeaway industry that has traditionally relied on plastic or chemicals to hold food.

Image source, NotPla: <https://www.notpla.com/products/>

BIO-LUTIONS

Fibre Based Solutions

Bio-Lutions converts agricultural residues into self-binding, durable natural fibres to make biodegradable and compostable single-use disposables and packaging.

The process uses a wide range of agricultural residues such as wheat straw, hemp shives, nettle, reed, banana stems, vine shoots and more.



Case Study: Bamboo as an alternative to plastics

Bamboo can be used to replace a variety of products often made of plastics.

Furthermore, the ban on single-use plastics in many countries opens possibilities to use bamboo as their substitute. Increased reliance on bamboo as a plastics substitute may also contribute to tackling marine plastic pollution (UNCTAD 2021).

Examples include:

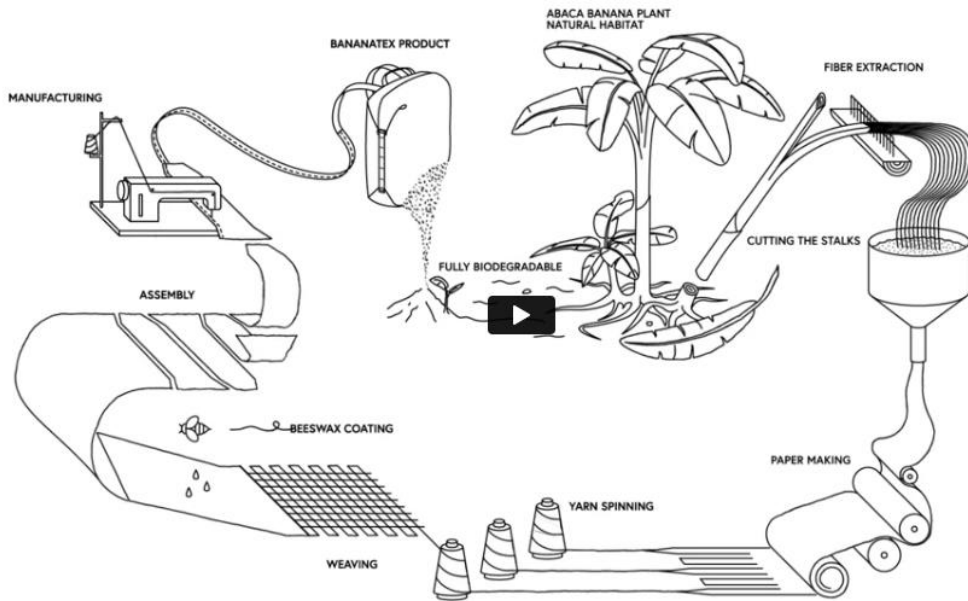
- Roofing sheets – bamboo roofing is quieter in the rain, lightweight, strong and doesn't have any adverse health impacts;
- a single bamboo straw can replace 360 single-use plastic straws, this has the potential to reduce plastic pollution particularly by companies and hotels.

Image source: [Commodities at a glance: Special issue on bamboo \(unctad.org\)](https://unctad.org/publications/commodities-at-a-glance-special-issue-on-bamboo)



Bananatex

The world's first durable, technical fabric made purely from the naturally grown Abacá banana plants is Cultivated in the Philippine highlands.





Gaia Biomaterials

Biodegradable fishing nets

(alternative plastic)

UNCTAD-SMEP
project developing
renewable-based,
biodegradable and
compostable fishing
nets.

Based on PBAT, PLA
and Calcium
Carbonate.
(Biodolomer®)



Images source: UNCTAD

Thank you Merci

david.vivaseugui@unctad.org

Henrique.pacini@un.org

