

Regional progress and challenges on measuring SSC in the Arab Region UNESCWA



South-South
Cooperation

Ms. Wafa Aboul Hosn, Ph.D.

Chief of Economic Statistics, Information Society and
Technology Cluster

Email: aboulhosn@un.org

Website: www.unescwa.org data.unescwa.org




UNITED NATIONS

الشرق
الوسط
ESCWA

Shared Prosperity **Dignified Life**



Background on SSC in Arab Region



E/ESCWA/EDGD/2011/4 22 August 2011

South-South cooperation plays an important role in

- Generation of employment
- Poverty alleviation
- Attainment of inclusive, sustained economic development
 - Through technical assistance, knowledge exchange and technology transfer.
 - Across a number of sectors

Findings of the Study

Arab Countries have achieved considerable progress in development cooperation, solidarity with other developing countries, and strengthening bilateral and multilateral relationships.

Cumulative loans and grants from Arab countries amounted to US\$144 billion between 1970 and 2009 and over 60 per cent of that amount was provided by Saudi Arabia, the largest Arab donor country.

More than 50% of the assistance was provided to other Arab countries, helped developing countries finance development projects in various sectors or **respond to emerging crises.**

4.1 million people with non-food aid, and three million people with emergency food assistance, while more than 700,000 people have received support to improve their living quarters, including tents, relief housing units, and tents repair tools.”

He added that 1.6 million people received water and sanitation assistance and hygiene, and about 1 million liters of drinking water were delivered.

The UN official pointed out that the Turkish Ministry of Health has been supported with 4.6 million vaccine doses, and 16 mobile health clinics, in addition to medicines and medical supplies for reproductive health and treatment of trauma and injuries.

Read more:

[Saudi Arabia sends more humanitarian aid to earthquake victims in Syria, Turkey](#)

Get the latest stories from AlArabiya on Google News

Saudi Arabia Turkey earthquake aid

Also Read

Saudi Arabia to build 3,000 homes as Turkey, Syria earthquake survivors left homeless

Saudi Arabia will build 3,000 temporary buildings to help those affected by the massive earthquake that hit Turkey and Syria earlier this month, the ...

Saudi Arabia

Saudi Arabia sends more humanitarian aid to earthquake victims in Syria, Turkey


Ten trucks loaded with humanitarian aid from Saudi Arabia crossed the Bab al-Salama border crossing into Syria on Friday to help the victims of the ...

Saudi Arabia

Saudi Arabia sends more humanitarian aid to earthquake victims in Syria, Turkey

The 15th relief plane from Saudi Arabia departed from King Khalid International Airport on Tuesday, bound for Gaziantep Airport in Turkey. The aircraft ...

Background on SSC in Arab Region



Mapping South-South Cooperation
Mechanisms and Solutions in the Arab
States 2014










- National-level Coordination Board for South-South and Triangular Cooperation
- Online SSC Portal for Real-time Access to SSC-related Information
- Arab Regional Funding Facility for SSC

Increasing Regional Generosity and Cooperation

Regional generosity was on display after the February 6 temblor ...

[Policy Notes 130 Disaster Dynamics: Assessing Middle East Responses to the Turkey-Syria Earthquake and Other Destructive Events](#) by Sarah Cahn, Erik Yavorsky Mar 2023 THE WASHINGTON INSTITUTE FOR NEAR EAST POLICY

Figure 1. Aid Chart as of March 2, 2023

Country	2014 Gaza	2020 Lebanon	2023 Turkey	2023 Syria (regime areas)	2023 Syria (rebel-held areas)
 QATAR	\$6.5 million during crisis, \$1 billion pledged for reconstruction (\$216 million delivered as of 12/2016)	\$10 million	10,000 housing units pledged (1,388 delivered so far), 40 aircraft, \$1 million in other relief aid	N/A	Trucks, shelters, medical personnel*
 KUWAIT	\$13.1 million during crisis, \$200 million pledged for reconstruction (\$48 million delivered as of 12/2016)	\$4.5 million	\$30 million to Turkey and NW Syria, 11 aircraft, 500+ tons	N/A	\$30 million to Turkey and NW Syria, 65 trucks, 120+ tons*
 UAE	\$200 million pledged for reconstruction (\$59 million delivered as of 12/2016)	\$4.1 million	\$100 million, 42 aircraft, 840 tons, two field hospitals, search-and-rescue teams	134 aircraft, \$100 million, 10 ambulances	N/A
 SAUDI ARABIA	\$83 million during crisis, \$500 million pledged for reconstruction (\$90 million delivered as of 12/2016)	\$2.2 million	10 aircraft, 550+ tons, relief teams, 3,000 temporary housing units	Three aircraft, 70.3 tons*	180 tons*
 IRAN	95 tons	155 tons	12 planes, 126 volunteers for search-and-rescue teams, two field hospitals*	14 aircraft, 172 relief efforts	N/A
 IRAQ	N/A	1.8 million oil tankers	26 aircraft, 136 tons, and search-and-rescue team	24 aircraft, 238 tons	N/A
 BAHRAIN	\$5.2 million during crisis, \$6.5 million pledged for reconstruction (\$5 million delivered as of 12/2016)	Medical equipment*	Aircraft, two shipments	One aircraft, 82 tons, medical team	N/A
 EGYPT	15 trucks*	11 planes, field hospital*	Pledged five aircraft (two delivered so far), ship carrying 650 tons*	Three aircraft, 1,500 tons	Search-and-rescue teams, logistical supplies
 JORDAN	180 truckloads*	Field hospital*	12 aircraft, 28 trucks, 10,000 tents	Three aircraft, four convoys	N/A

Labor from developing countries to Arab countries

- 24.1 million migrant workers in 12 Arab States in 2019 (ILO)
- 14 % of all migrant workers worldwide.
- 41.4 per cent global share of migrant workers as a proportion of the total workforce in 2019, highest compared to the global average of 5 %.
- 41.4 million international migrants and refugees in 2020
The(GCC) subregion hosted almost 75% of all migrants in the Arab States region, most of them migrant workers

Trade in Goods: ESCWA External Trade Data Platform for the Arab Region (ETDP)

<https://etdp.unescwa.org/dashboard/platform.html#>



ETDP
External Trade Data
Platform for the Arab Region

العربية

About

This interactive platform hosts a database of external trade statistics of the Arab countries, compiled and presented to the most detailed product level of six-digit HS codes. Users can search Arab countries' export and import data starting from 2012. The data can then be displayed by economic grouping and product category. Customized visualizations capture bilateral and intraregional trends and compare the region's trade performance with the rest of the world.

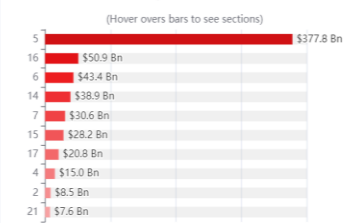
Reporter: Arab Region (All Reporters) | Partner-Country: World (All Partners) | Data Type: All

Flow: Exports, Re-Exports | Year: 2021 | Economic Grouping: Global South

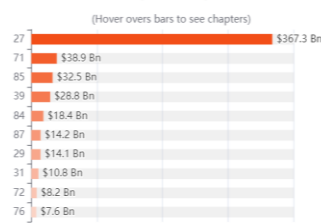
Download | Reset

- 20 - Miscellaneous manufactured articles 3,71Bn
- 13 - Articles of stone, plaster, cement, asbestos, mica or similar materials; ceramic products; glass and glassware 3,12Bn
- 18 - Optical, photographic, cinematographic, measuring, checking, precision, medical or surgical instruments and apparatus; clocks and watches 2,58Bn
- 3 - Animal or vegetable fats and oils and their cleavage products; prepared edible fats; animal or vegetable waxes 2,39Bn
- 12 - Footwear, headgear, umbrellas, sun umbrellas, walking-sticks, seat-sticks, whips, riding-crops and parts thereof; prepared feathers and articles of feather 1,22Bn
- 9 - Wood and articles of wood; wood charcoal; cork and articles of cork; manufactures of straw, of esparto or of other plaiting materials; burlap, gunny, hessian and similar manufactures 511,34M
- 8 - Raw hides and skins, leather, furskins and articles thereof; saddlery and harness; travel goods, handbags and similar containers; articles of plastics of other materials 502,3M
- 19 - Arms and ammunition; parts and accessories thereof 12,72M

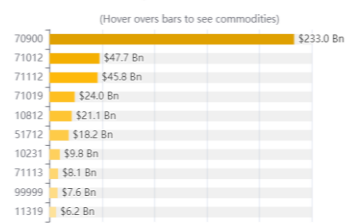
Top 10 Sections



Top 10 Chapters



Top 10 Commodities




العربية

ETDP
منصة بيانات التجارة
الخارجية للمنطقة العربية

English

معلومات عن المنصة | البيانات الشهرية | **البيانات السنوية**

تقدم هذه المنصة التفاعلية قاعدة بيانات لإحصاءات التجارة الخارجية للدول العربية. تعرض المنصة البيانات التجارية الشهرية والسنوية بشكل تفصيلي حتى 6 أرقام حسب النظام المنسق لتوصيف السلع وترميزها. وهي تتضمن أداة بحث تتبع متابعة بيانات صادرات البلدان العربية ووارداتها ابتداءً من عام 2012، مع إمكانية عرضها حسب التجهيزات الاقتصادية والمجموعات السلعية. ومن سمات قاعدة البيانات الأشكال البيانية المختلفة المصممة لتبيان اتجاهات التجارة الثنائية مع بلدان العالم، والتجارة العربية البينية، والأداء التجاري للمنطقة العربية مع باقي بلدان العالم.

نوع البيانات: الكل | الشريك التجاري: العالم (كل الشركاء) | البلد المصرح: المنطقة العربية (كافة البلدان)

الشريك: مجموعة إقتصادية - الجنوب العالمي | السنة: 2021 | اتجاه التجارة: صادرات وطنية، إعادة تصدير

البداية من جديد | تحميل

البحث عبر رمز النظام المنسق أو وصف السلعة

ابحث

كافة السلع

- 5 - منتجات معدنية
- 16 - آلات وأجهزة آليه، معدات كهربائية؛ أجزاءها؛ أجهزة تسجيل وإذاعة الصوت، أجهزة تسجيل وإذاعة الصوت والصورة في الإذاعة المرئية (لتلفزيون) وأجزاء ولوازم
- 6 - منتجات الصناعة الكيماوية أو الصناعات المرتبطة بها
- 14 - لؤلؤ طبيعي أو مستنبت، وأحجار كريمة أو شبه كريمة، معادن ثمينة ومعادن عادية، مكسوة بقشرة من معادن ثمينة، ومصنوعات هذه المواد؛ حلى الغواية "
- 7 - لدائن ومصنوعاتها؛ مطاط ومصنوعاته
- 15 - معادن عادية ومصنوعاتها
- 17 - معدات نقل
- 4 - منتجات صناعة الأغذية؛ مشروبات، سواحل كحولية وحل؛ نبيج وأبدال نبيج مصنعة
- 2 - منتجات نباتية
- 21 - سلع غير مذكورة، سابقا

أعلى 10 سلع



أعلى 10 فصول



أعلى 10 أقسام

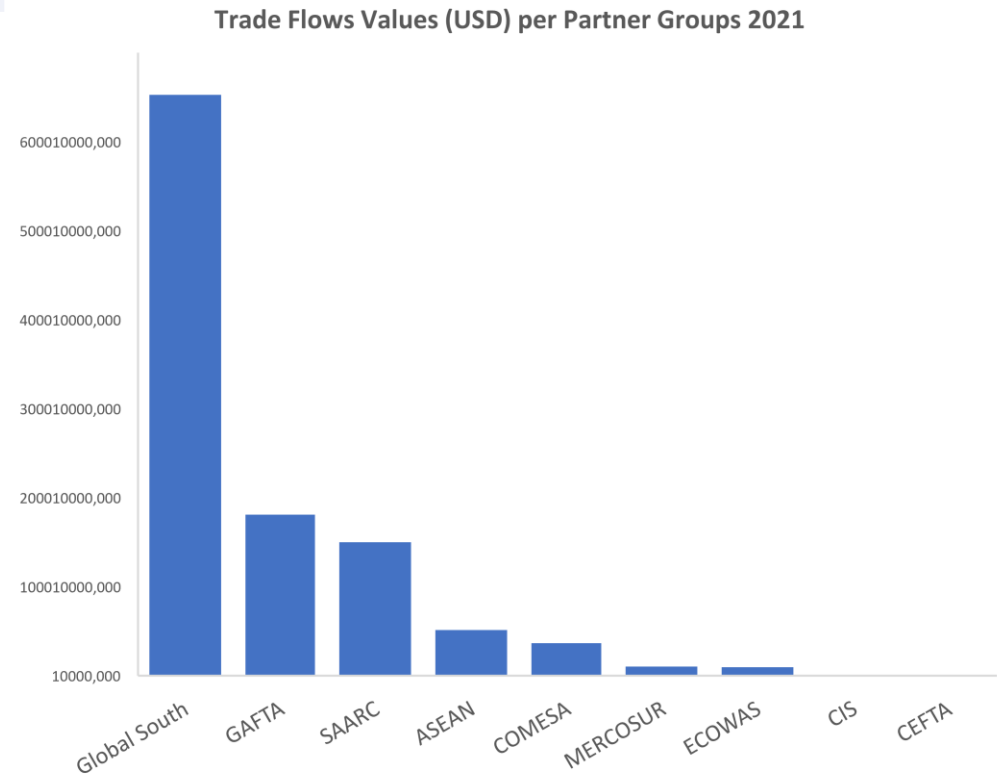
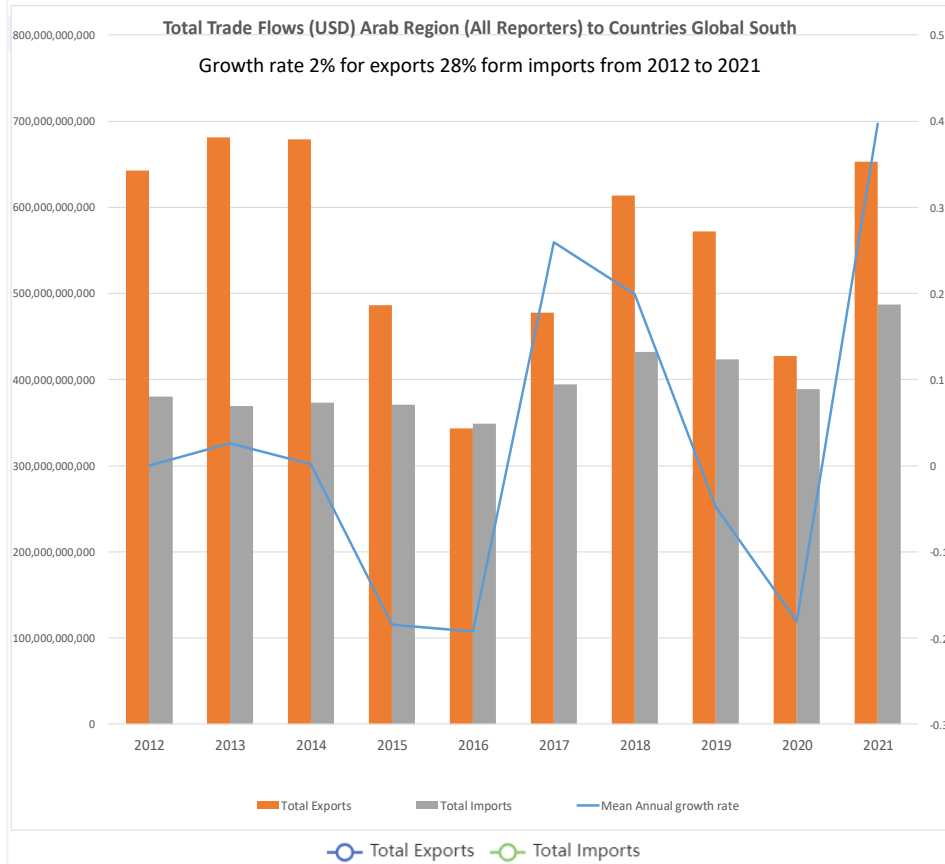


Trade in Goods: ESCWA External Trade Data Platform for the Arab Region (ETDP)

Reporter: Arab Region (All Reporters) | Partner-Country: World (All Partners) | Data Type: All

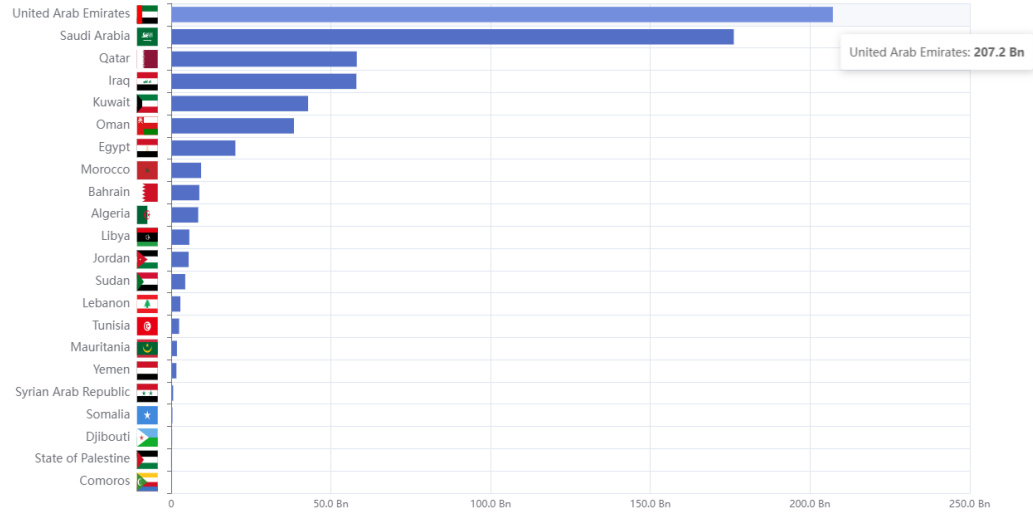
Flow: Exports, Re-Exports | Year: 2021 | Economic Grouping: Global South

[Download](#) [Reset](#)

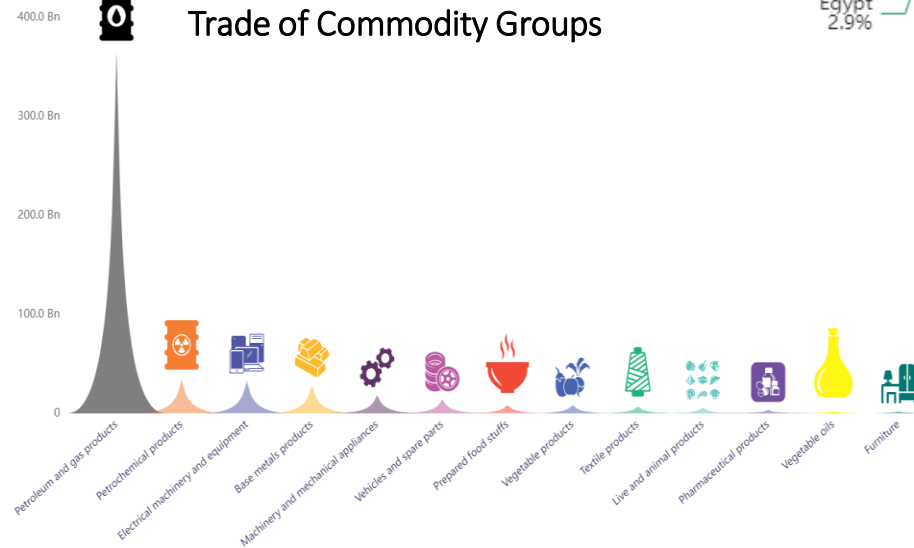


Trade Flows by Reporter and (USD) and Top 10 Trade Flows Partners for 2021

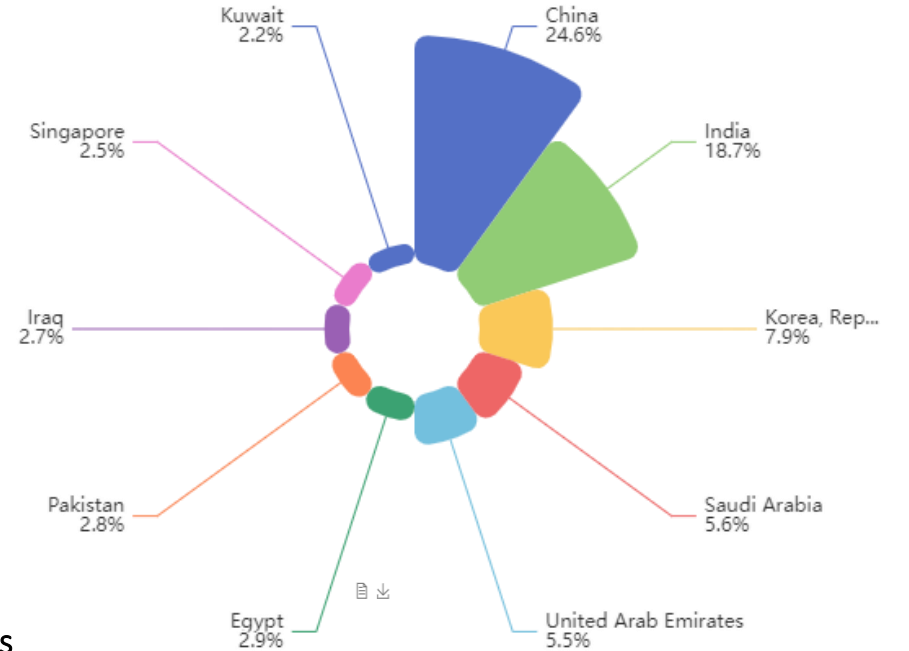
Trade Flow Value by Reporter (USD)



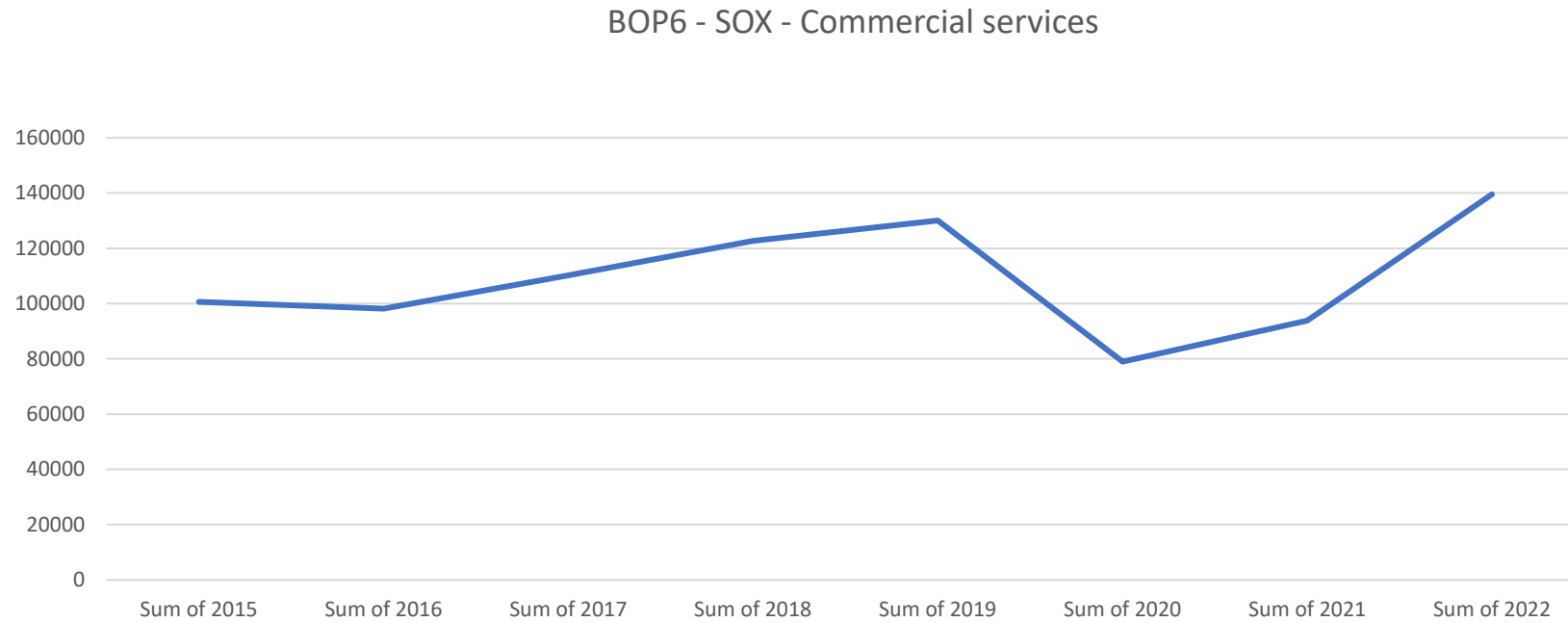
Trade of Commodity Groups



Top 10 Trade Flows Partners



Trends in Trade in Services in 14 Arab Economies (Million US Dollars)



<https://stats.wto.org/>

In Kind Support, Knowledge Transfer and Assets Sharing

- Egypt's and Jordan's digital census 2017, collected on-ground data using Windows tablets
- The Tablets were shared with Palestine and Lebanon and this year Egypt shared with Djibouti for their Census
- Study tours were set up for Iraq officials who visited Egypt and Jordan for onsite learning and discussions with related authorities for transfer of knowledge and skills on management, governance structures, procurement, and ICT
<https://my.southsouth-galaxy.org/en/solutions/detail/ict-knowledge-transfer-for-the-2020-census>
- Scholarships and other non-monetary cooperation

Arab SDG Monitor-SDG 17.3.1



Shared Prosperity Dignified Life



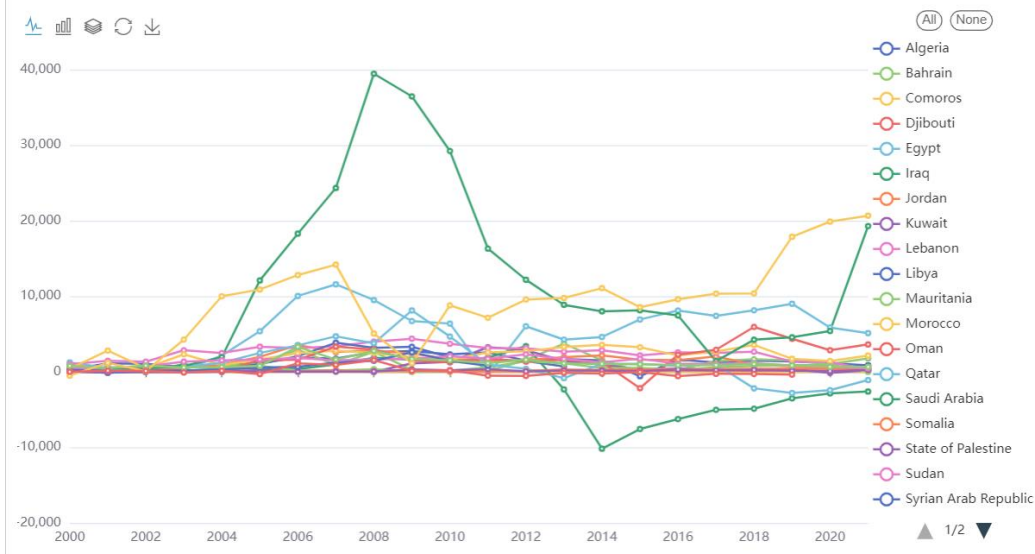
ARAB SDG MONITOR

back

17.3.1 - Foreign direct investment (FDI) inflows (millions of United States dollars)

Foreign direct investment (FDI) inflows (millions of United States dollars)

Trend Trend Data Base year Comparison Latest Data



17.3 ADDITIONAL FINANCIAL RESOURCES FOR DEVELOPING COUNTRIES

Mobilize additional financial resources for developing countries from multiple sources

Definition / Calculation method:

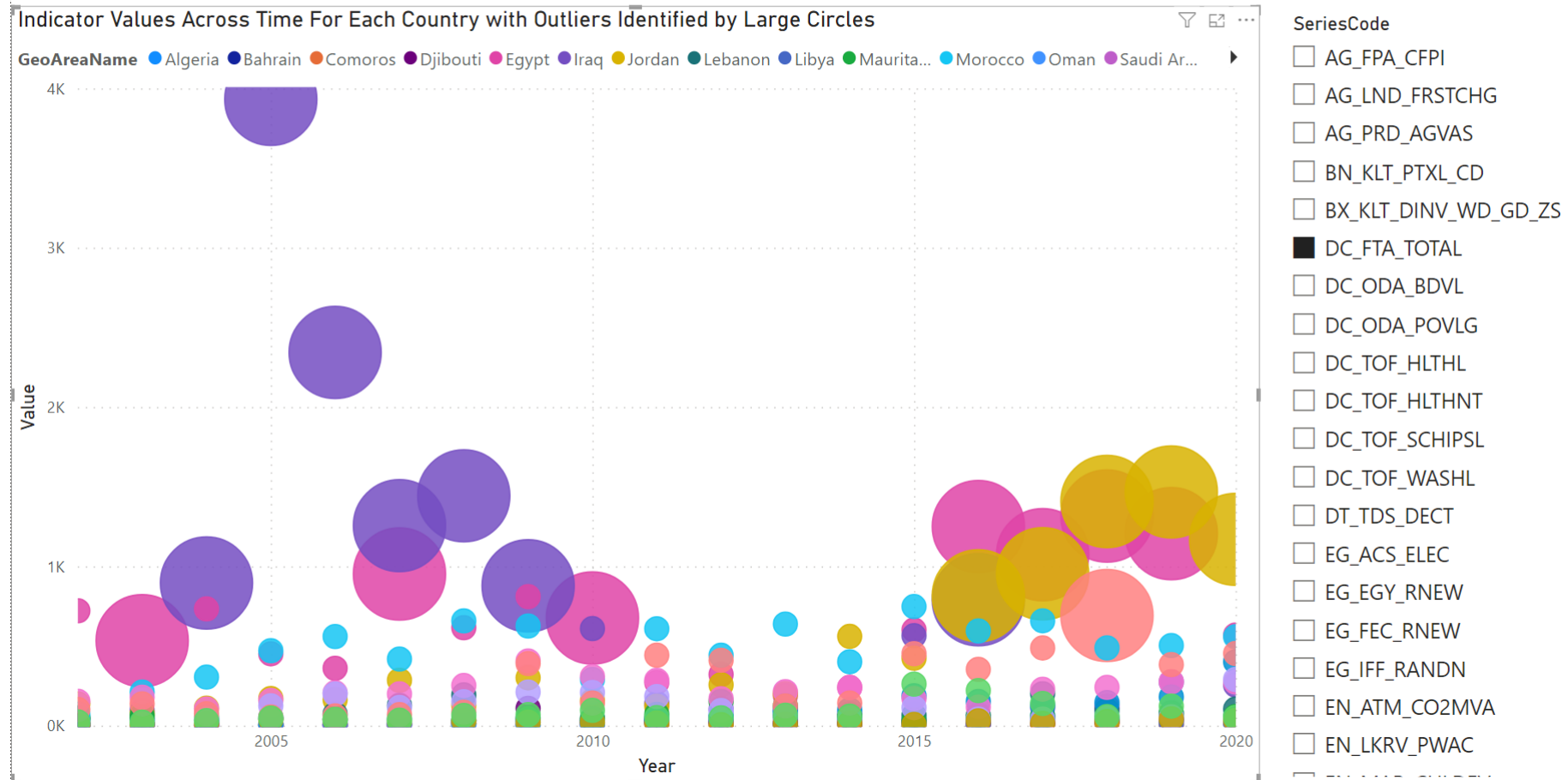
Foreign direct investment refers to direct investment equity flows in an economy. It is the sum of equity capital, reinvestment of earnings, and other capital. This indicator specifies the foreign direct investment inflows.

<https://arabsdgmonitor.unescwa.org/multichart.aspx?target=17.3>

SDG 17.9.1 Dollar value of financial and technical assistance (including through North-South, South-South and triangular cooperation) committed to developing countries

17.9.1

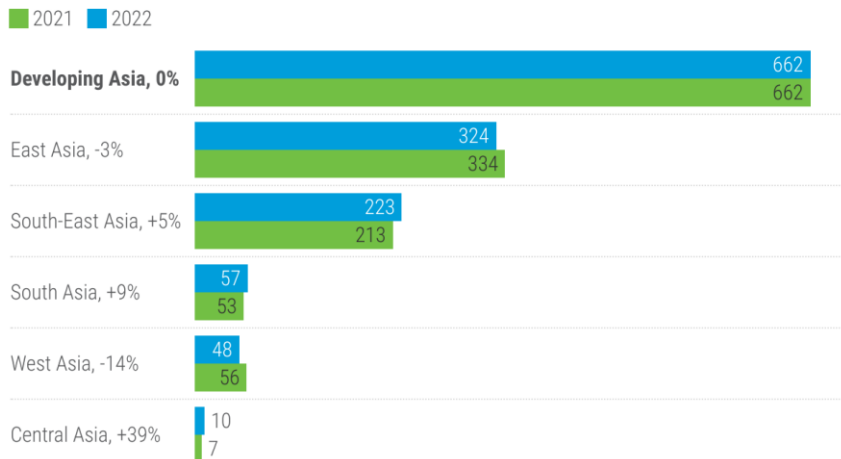
Total official development assistance (gross disbursement) for technical cooperation (millions of 2020 United States dollars)





Foreign direct investment in developing Asia

By subregion, billions of dollars, per cent, 2021–2022



Source: UNCTAD, FDI/MNE database (<https://unctad.org/fdistatistics>).

FDI

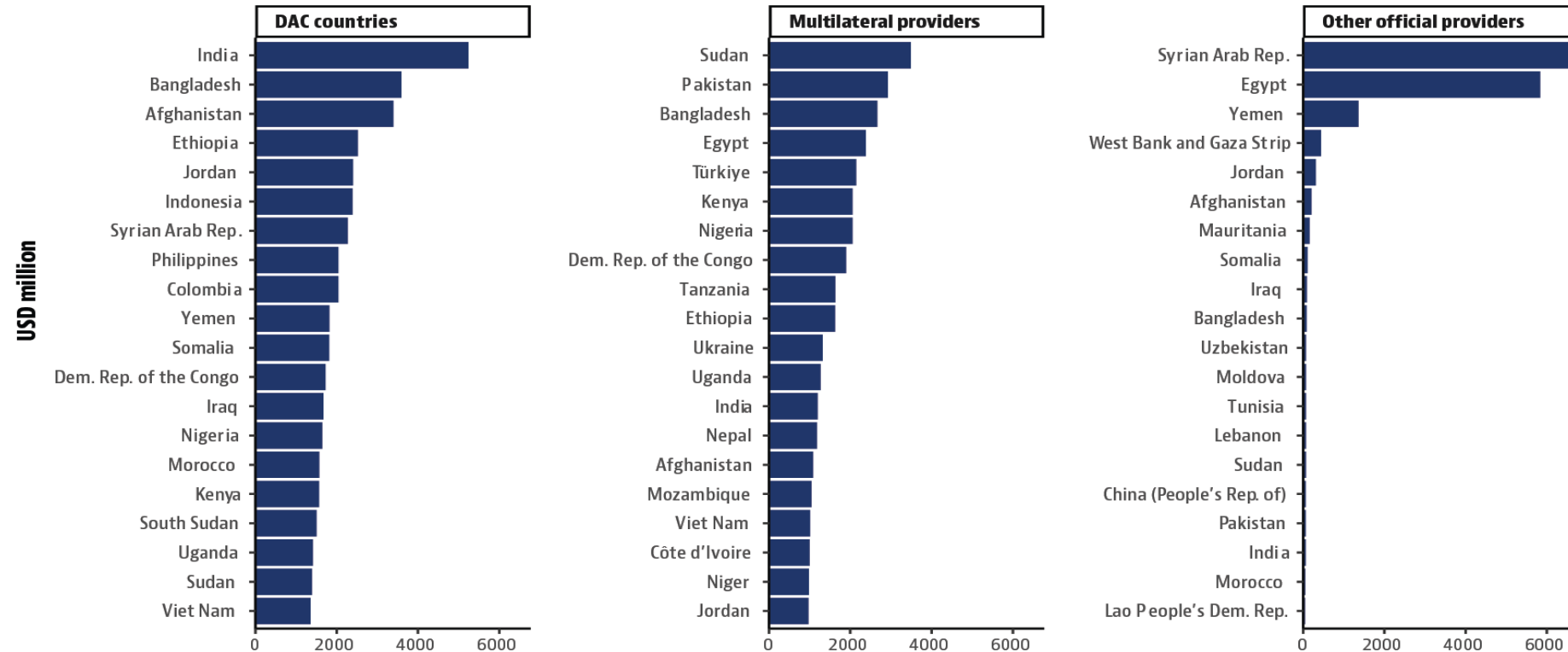
In **West Asia**, flows to Saudi Arabia fell by 59% to \$7.9 billion. FDI to the United Arab Emirates increased by 10% to \$23 billion – the highest amount ever recorded. The country attracted the fourth-highest number of greenfield projects in the world. Flows to Türkiye rose by 9% to \$13 billion.

Flows increased also in the Regional Comprehensive Economic Partnership (up 42%, to \$580 billion), among the countries of the Gulf Cooperation Council (where they more than doubled, to \$37 billion) and in member States of the South Asian Association for Regional Cooperation (up 20%, to \$56 billion).

ODA

A range of official providers give ODA to developing countries

ODA from DAC and other official providers, and outflows from multilateral organisations (2021)



Note: Estimates of aid to Syrian Arab Republic from other official providers include large volumes of ODA that Türkiye reported to the OECD in 2021, which consist mainly of support to Syrian refugees in Türkiye.

Source: OECD (2023[8]), "Creditor Reporting System: Aid activities", <https://doi.org/10.1787/data-00061-en>.

Better Framework for measuring SSC Project Implementation

- Reporting on SDG 17.3.1 SSC with methodology agreement and ownership by countries of the Global South with total respect to their sovereignty.
- Regional reporting and capacity-building, and inter-regional knowledge sharing
- Very strong support from policymakers in the Arab Region after Natural and War Disasters afflicting many countries and the disruption of Supply chains caused by the Ukraine War

Survey Results Regarding Arab/ESCWA Countries

Report_Date_SSC	Key_Areas_Improved	Capa_Dvpt_Support	Capa_Dvpt_Init	Other_Issue
1.	Near future (1-2 years);	Legal framework ;Resource availability; Political support ;	Technical training, such as courses or workshops;Sharing of tools and resources;Financial support to improve data collection and establish national reporting systems;Advisory missions and consultancy to lend expertise;	
2.	Near future (1-2 years);	Statistical capacity ;Resource availability;	Collaboration between agencies;Technical training, such as courses or workshops;Sharing of experience, such as study visits or meetings;Advisory missions and consultancy to lend expertise;	
3.	Near future (1-2 years)	Statistical capacity ;Resource availability;	Collaboration between agencies; Technical training, such as courses or workshops;Sharing of tools and resources;Sharing of experience, such as study visits or meetings;Methodological materials on how to compile these statistics;Financial support to improve data collection and establish national reporting systems;	
4.	There are great efforts to collect data for indicators related to sustainable development, and we collect, publish and update data annually or quarterly according to each indicator. Cooperation with the countries of the south is not clear due to the lack of partnerships with those countries. We hope that there will be activities and initiatives in the future to enhance cooperation with those countries and to exchange views, experiences and data between us.			
5.	Long term (> 5 years)	Statistical capacity ;Sharing of experience, such as study visits or meetings;	Technical training, such as courses or workshops;	No
6.	Near future (1-2 years)	Collaboration between agencies;Resource availability;Statistical capacity ;	Technological readiness;Technical training, such as courses or workshops;Sharing of tools and resources;Methodological materials on how to compile these statistics;Forum of countries for exchange and development; We are currently working to establish a national framework that accomodate all data related to intenrational cooperation, including South-Suoth Cooperation. Technical support in data managment and setting up agreed upon tools about South-South Cooperation will be of a good benefot for all concerned countries and parties.	

DA Project 2023-2025 in the Arab region

<https://unctad.org/project/quantifying-south-south-cooperation-mobilize-funds-sustainable-development-goals>

Engagement from our Region to refine and Validate the Conceptual framework to measure and report South-South cooperation

Data collection, compilation and reporting tools developed based on discussions in an **expert meeting** (with experts nominated by governments)

Organize one regional event, to disseminate the conceptual framework and the goals/objectives of measuring South-South cooperation and identify interested countries.

National workshops in beneficiary countries to test and adapt the validated framework, tools and resources to the national context

Inter-regional capacity building workshop

An **e-learning course (We can translate into Arabic)** to support measurement and reporting of South-South Cooperation.

Sharing the SSC framework, tools and resources in **national and international events of statisticians**

A **report summarizing** the methodology and the findings, including early estimates of South-South Cooperation

Framework fit for Arab Countries

1. 3 Participating Countries to this Expert Forum to Review and agree on Core Variables. Customize to each Country Case while keeping the core variable to report on (Private Cooperation, Philanthropic Aid, Impact assessment)
2. Check Data on Bilateral Cooperation between Pilot and Beneficiary Countries (Participating countries)
3. Assess Data Availability and report back to ESCWA, UNCTAD and ISDB
4. Pilot: Egypt Ministry of International Cooperation-Experience and Leadership in the Region
5. Qatar: Both Statistics and International Affairs are participating, large portfolio on SSC.
6. Beneficiaries: Jordan, need to coordinate with International Affairs and set up the coordination mechanisms
7. Translate the questionnaire into Arabic

Complement and integrate Previous and On-going Work

With ISDB PRELIMINARY ASSESSMENT OF NATIONAL ECOSYSTEMS FOR SOUTHSOUTH AND TRIANGULAR COOPERATION

FIGURE 1: THE SEVEN PILLARS OF NATIONAL ECOSYSTEMS FOR SOUTH-SOUTH AND TRIANGULAR COOPERATION

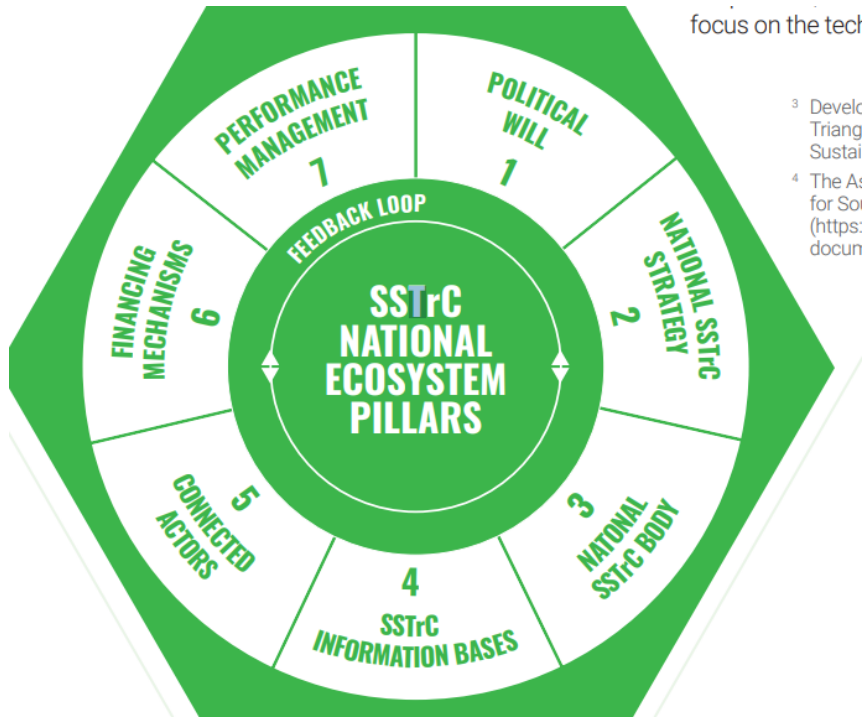


TABLE 4: STATUS OF SSTRc ECOSYSTEM PILLARS

Political will	Available	Available	Available	Available	Available	Available	Available	Available
National Strategy	Needs improvement	Needs improvement	Needs improvement	Needs improvement	Needs improvement	Needs improvement	Needs improvement	Needs improvement
Information bases	Needs improvement	Available	Needs improvement	Needs improvement	Needs improvement	Needs improvement	Needs improvement	Needs improvement
Connected actors	Needs improvement	Available	Needs improvement	Needs improvement	Needs improvement	Needs improvement	Needs improvement	Needs improvement
National body	Available	Needs improvement	Needs improvement	Available	Needs improvement	Needs improvement	Available	Available
Financing mechanism	Available	Needs improvement	Available	Needs improvement	Needs improvement	Needs improvement	Needs improvement	Available
Performance management	Needs improvement	Needs improvement	Needs improvement	Needs improvement	Needs improvement	Needs improvement	Needs improvement	Available

KEY

Available	Available
Needs improvement	Needs improvement

A full-fledged SSTRc ecosystem helps the country to unleash its full potential and to...

1-Add the Framework in SSC to pillar 4

2-Add countries of the UNCTAD SSC Project

3- Develop a national platform for data collection based on the SSC





Shared Prosperity **Dignified Life**

