

Multi-year Expert Meeting  
on Transport, Trade Logistics and  
Trade Facilitation  
10th Session

**Coordination and digitalization as a  
means to accelerated and climate-smart  
trade facilitation**

17–19 July 2023


**Accelerating  
cross-border paperless trade**

Presentation by

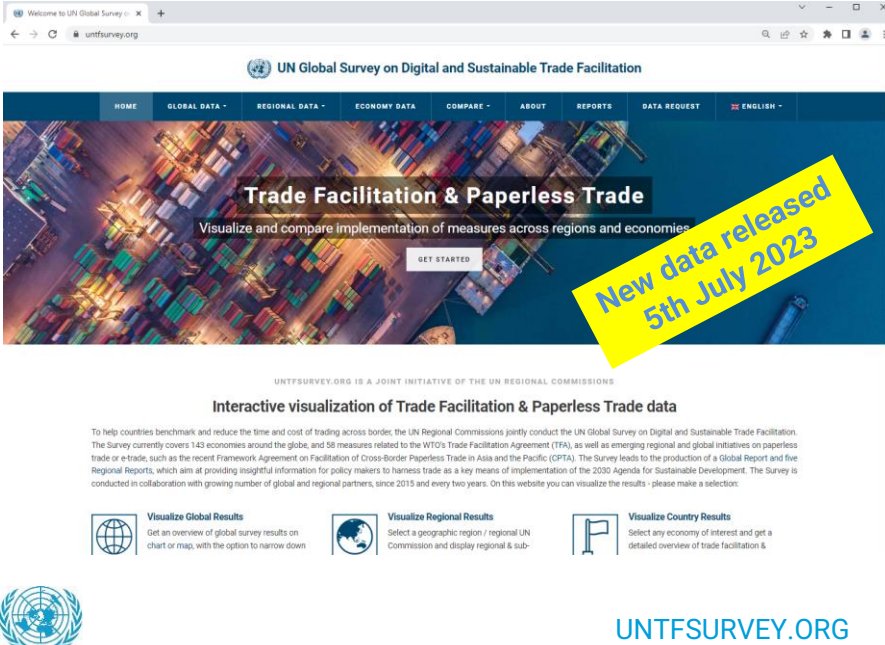
**Mr. Yann Duval**  
Chief, Trade Policy and Facilitation Section  
Trade, Investment and Innovation Division,  
United Nations ESCAP

# Accelerating cross-border paperless trade

Yann Duval  
Chief, Trade Policy and Facilitation Section  
Trade, Investment and Innovation Division,  
United Nations ESCAP



1



Welcome to UN Global Survey

UN Global Survey on Digital and Sustainable Trade Facilitation

HOME GLOBAL DATA REGIONAL DATA ECONOMY DATA COMPARE ABOUT REPORTS DATA REQUEST ENGLISH

## Trade Facilitation & Paperless Trade

Visualize and compare implementation of measures across regions and economies

GET STARTED

**New data released 5th July 2023**

UNTSURVEY.ORG IS A JOINT INITIATIVE OF THE UN REGIONAL COMMISSIONS

### Interactive visualization of Trade Facilitation & Paperless Trade data

To help countries benchmark and reduce the time and cost of trading across borders, the UN Regional Commissions jointly conduct the UN Global Survey on Digital and Sustainable Trade Facilitation. The Survey currently covers 143 economies around the globe, and 58 measures related to the WTO's Trade Facilitation Agreement (TFA), as well as emerging regional and global initiatives on paperless trade or e-trade, such as the recent Framework Agreement on Facilitation of Cross-Border Paperless Trade in Asia and the Pacific (CPTA). The Survey leads to the production of a Global Report and five Regional Reports, which aim at providing insightful information for policy makers to harness trade as a key means of implementation of the 2030 Agenda for Sustainable Development. The Survey is conducted in collaboration with growing number of global and regional partners, since 2015 and every two years. On this website you can visualize the results - please make a selector:

- Visualize Global Results**  
Get an overview of global survey results on chart or map, with the option to narrow down
- Visualize Regional Results**  
Select a geographic region / regional UN Commission and display regional & sub-
- Visualize Country Results**  
Select any economy of interest and get a detailed overview of trade facilitation &

UNTSURVEY.ORG

2

## Examples of TF measures covered in the UN TF Survey

WTO TFA-related:

- publication of trade regulations procedures (transparency)

Digital TF:

- Paperless trade → electronic submission of customs declaration
- **Cross-Border Paperless Trade** → **electronic exchange of Certificate of Origin**

Sustainable TF:

- SMEs represented in the National Trade Facilitation Committee



UNTFSSURVEY.ORG

3

## Progress of Global Implementation (digital and sustainable measures)

- **Cross-border paperless trade and sustainable TF measures implementation generally low... but progress made!**



Source: UN Global Survey on Digital and Sustainable Trade Facilitation (2023)

UNTFSSURVEY.ORG

4

## Benefits of cross-border paperless trade (ESCAP research)

- Cut trade costs by 13-26% in Asia-Pacific
- More inclusive participation in trade (by SMEs)
- Enable CO<sub>2</sub>e emission savings in Asia-Pacific of 13 million tons of CO<sub>2</sub>e annually (400 million trees)
- Reduce tax revenue losses from illicit financial flows (trade misinvoicing) by at least \$100 billion per year

5

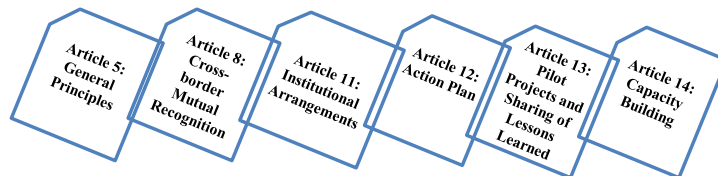
5

## Accelerating Digital TF through *The Framework Agreement on Facilitation of Cross-border Paperless Trade in Asia and the Pacific (CPTA)*

### The enabling UN treaty entered into force in 2021

#### Article 1: Objective

The objective of the present Framework Agreement is **to promote cross-border paperless trade** by enabling *the exchange and mutual recognition of trade-related data and documents in electronic form and facilitating interoperability among national and subregional single windows and/or other paperless trade systems*, for the purpose of **making international trade transactions more efficient and transparent while improving regulatory compliance.**



6

## Accelerating Digital TF through The *Framework Agreement on Facilitation of Cross-border Paperless Trade in Asia and the Pacific (CPTA)*

- 100% increase in number of acceding parties in 2022
  - Inclusive participation
- On-going work
  - Action plan drafting
  - Implementation guidelines / templates / model protocols
  - Pilot project identification and feasibility studies



Participant	Signature	Ratification, Acceptance(A), Approval(AA), Accession(a)
Armenia	22 Sep 2017	
<a href="#">Azerbaijan</a>		2 Mar 2018 a
Bangladesh	29 Aug 2017	13 Oct 2020
Cambodia	29 Aug 2017	
<a href="#">China</a>	29 Aug 2017	22 Nov 2020 AA
Iran (Islamic Republic of)	29 Sep 2017	29 May 2020
Mongolia		27 Jul 2022 a
Philippines		23 Dec 2019 a
Republic of Korea		28 Nov 2022 a
Tajikistan		8 Dec 2022 a
Timor-Leste		5 Apr 2022 a
Turkmenistan		4 May 2022 a
Tuvalu		8 Dec 2022 a

<https://www.unescap.org/projects/cpta>



7

### Technical support in conducting Cross-Border Paperless Trade Readiness Assessment



**Background:** Assessment guide and **legal + technical checklists** developed by ESCAP interim Intergovernmental Steering Group on Cross-Border Paperless Trade and UNNEXt, in collaboration with UNCITRAL and WTO EIF

- [readiness.digitalizetrade.org](http://readiness.digitalizetrade.org)


**State of play:** Readiness assessments conducted in more than 18 countries



Readiness assessment tools developed as part of the CPTA negotiation and implementation preparation can be used by countries globally (already being used in LA) →

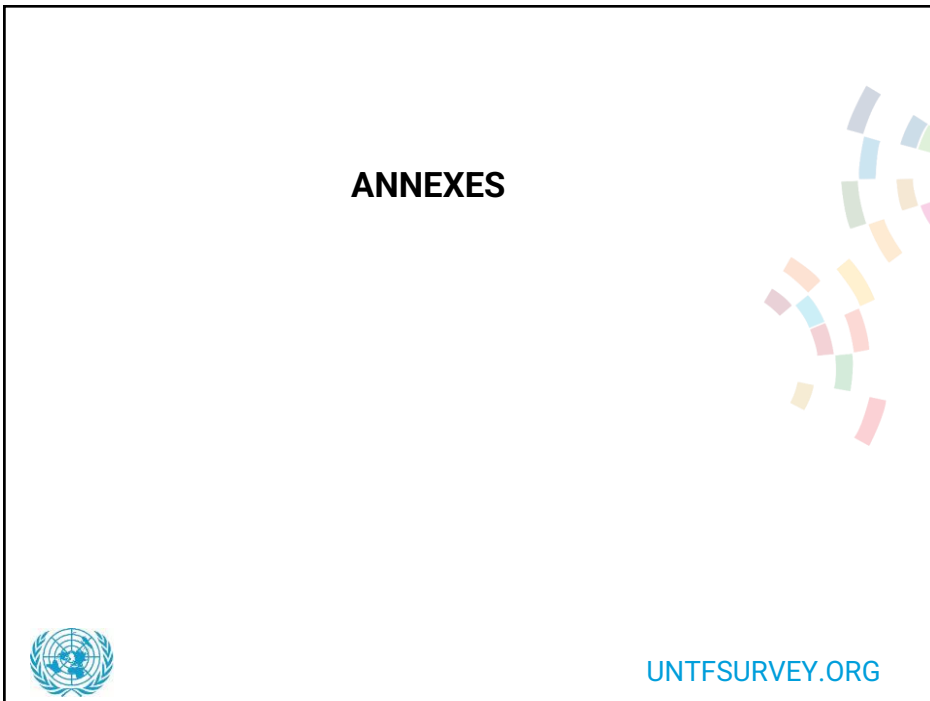


8



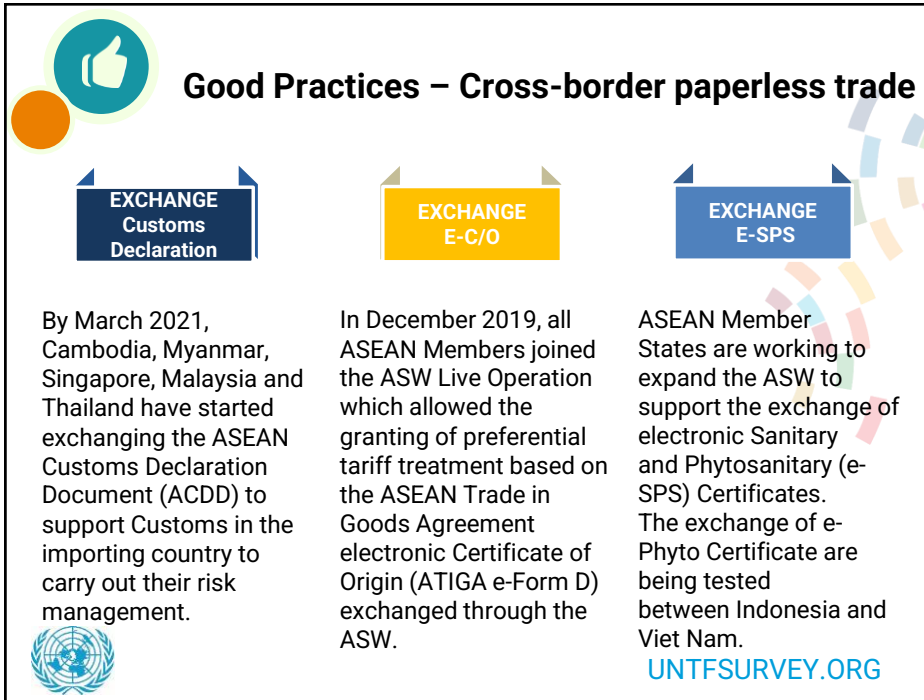
The screenshot shows a web browser displaying the UNESCAP website. The URL is [unescap.org/projects/cpta](https://unescap.org/projects/cpta). The page features the UNESCAP logo, the 'Decade of Action' logo, and a navigation menu with links for 'ABOUT', 'COMMISSION', '2030 AGENDA', 'OUR WORK', 'KNOWLEDGE PRODUCTS', and 'MORE'. The main heading is 'Framework Agreement on Facilitation of Cross-border Paperless Trade in Asia and the Pacific (CPTA)'. Below the heading is a banner image with SDG icons for '2 CONSUMPTION AND PRODUCTION', '17 PARTNERSHIPS FOR THE GOALS', '8 DECENT WORK AND ECONOMIC GROWTH', and '15 LIFE ON LAND'. At the bottom of the page, there is a 'Thank you!' message, the United Nations logo, and the website [UNTFSURVEY.ORG](https://UNTFSURVEY.ORG).

9



The page features the word 'ANNEXES' in a large, bold, black font centered on the page. In the bottom left corner is the United Nations logo, and in the bottom right corner is the text [UNTFSURVEY.ORG](https://UNTFSURVEY.ORG). On the right side of the page, there is a decorative graphic consisting of several curved, overlapping segments in various colors (blue, green, yellow, orange, pink, purple).

10



**Good Practices – Cross-border paperless trade**

**EXCHANGE Customs Declaration**

By March 2021, Cambodia, Myanmar, Singapore, Malaysia and Thailand have started exchanging the ASEAN Customs Declaration Document (ACDD) to support Customs in the importing country to carry out their risk management.

**EXCHANGE E-C/O**

In December 2019, all ASEAN Members joined the ASW Live Operation which allowed the granting of preferential tariff treatment based on the ASEAN Trade in Goods Agreement electronic Certificate of Origin (ATIGA e-Form D) exchanged through the ASW.

**EXCHANGE E-SPS**

ASEAN Member States are working to expand the ASW to support the exchange of electronic Sanitary and Phytosanitary (e-SPS) Certificates. The exchange of e-Phyto Certificate are being tested between Indonesia and Viet Nam.

[UNTF SURVEY.ORG](http://UNTF SURVEY.ORG)

