

## BioTrade Self-Assessment Tool

Your roadmap for sustainable production and trade in biodiversity-based value chains



### What is the BioTrade Self-Assessment Tool?

The BioTrade Self-Assessment Tool can be used for free by companies, producers and cooperatives and projects from various biodiversity-based value chains to benchmark their sustainability practices against the UNCTAD BioTrade Principles and Criteria (BT P&C) in a transparent, neutral and independent manner.

The tool was developed by ITC and the UNCTAD BioTrade Initiative under the framework of the BioTrade Facilitation Programme “Linking trade, biodiversity and sustainable development” financed by the Swiss State Secretariat for Economic Affairs SECO. The tool is available at the BioTrade Knowledge Sharing page.



UNCTAD BioTrade  
Principles & Criteria -  
Marine Food Sector



UNCTAD BioTrade  
Principles & Criteria -  
Tourism in Marine  
Ecosystems



UNCTAD BioTrade  
Principles & Criteria -  
Terrestrial Non-Food  
Sectors



UNCTAD BioTrade  
Principles & Criteria -  
Terrestrial Food Sectors

*The tool is available for  
Tourism in Marine Ecosystems,  
Marine Food, Terrestrial Food  
and Terrestrial Non-food  
sectors.*

### What can you get out of the BioTrade Self-Assessment Tool?

#### Your gateway to sustainable production and trade in biodiversity-based value chains

- Understand what BioTrade is about, including its scope and sustainability criteria known as the BioTrade Principle and Criteria (BT P&C).
- Generate confidential self-assessment results, which can be leveraged to create a roadmap to integrated identified improvement needs.
- Compare side-by-side the BioTrade Principles and Criteria against relevant sustainability standards

covering biodiversity-conservation available in Standards Map.

#### Connect and gain visibility

- Identify potential organizations which could provide support services to your company or organization
- Search for training materials, guidelines and relevant publications related to the implementation of BioTrade
- Gain visibility on the Network of BioTrade companies and institutions

[www.sustainabilitygateway.org/biotrade](http://www.sustainabilitygateway.org/biotrade)

With the financial support of:



Schweizerische Eidgenossenschaft  
Confédération suisse  
Confederazione Svizzera  
Confederaziun Svizra

Swiss Confederation

Federal Department of Economic Affairs,  
Education and Research EAER  
State Secretariat for Economic Affairs SECO

Contact:

Ms. Ana Batalhone  
International Trade Centre (ITC)  
[batalhone@intracen.org](mailto:batalhone@intracen.org)

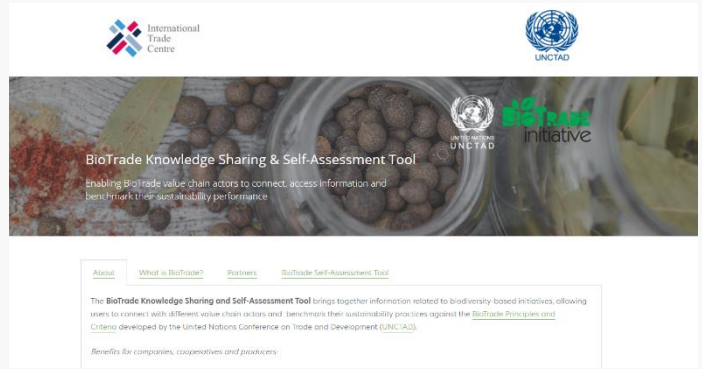
Ms. Lorena Jaramillo  
United Nations Conference on  
Trade and Development  
(UNCTAD)  
[biotrade@unctad.org](mailto:biotrade@unctad.org)

## Step 1: Access the BioTrade Knowledge Sharing & Self-Assessment Tool

Visit <http://www.sustainabilitygateway.org/biotrade/> to access the **BioTrade Self-Assessment tool** for the sectors of Tourism in Marine Ecosystems, Marine Food, Terrestrial Food and Terrestrial Non-food.

Under the BioTrade Knowledge Sharing you have also access to a:

- **Network** of institutions and BioTrade companies and
- **Library** with training materials, guidelines, case studies, and other reports related to BioTrade.



## Step 2: Review information about the BT P&C for a selected sector group



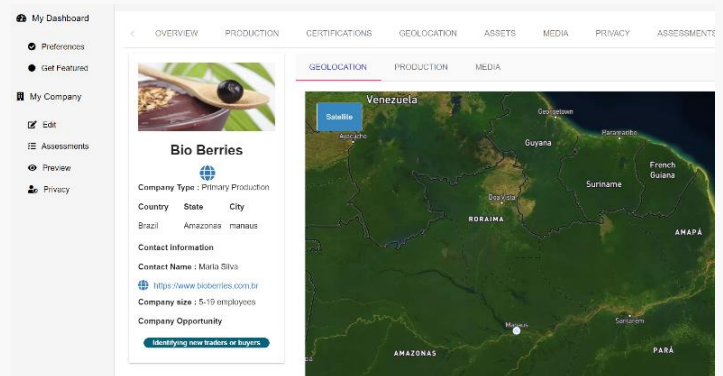
Upon selection of a sector-specific guideline (click on “Explore the standard”) you can review information about the sustainability requirements covered by the BioTrade Principles and Criteria (BT P&C) for the selected sector. You can also review how the BT P&C operates and get basic information about BioTrade.

On the homepage of of the BioTrade Self-Assessment tool, click on “Start self-assessment” to start evaluating your business compliance with the selected BT P&C.

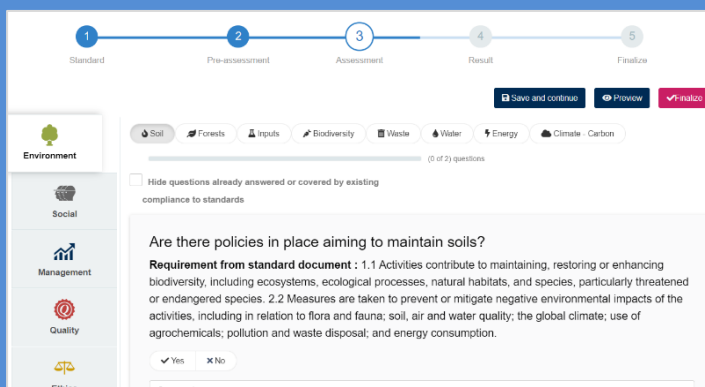
## Step 3: Create a profile on Sustainability Map

In case you do not have a company profile at [www.sustainabilitymap.org/login](http://www.sustainabilitymap.org/login), you will be invited to create one before starting the Self-Assessment. When creating your profile, you can include information about your business such as products and services, location, existing compliance standards, and processing methods.

Your profile is safe on United Nations’ servers and kept private unless you decide to make it public. To make your profile visible to other users, switch from private mode to public. To get featured in the Network of BioTrade companies, when creating your profile, complete the field “Affiliation with a project” with “BioTrade”.



## Step 4: Perform the Self-Assessment of the selected BT P&C and get your results



Evaluate your business compliance against the selected BT P&C by answering an online questionnaire covering the sustainability requirements set by the BT P&C for the specific sector group.

Upon completion, **get access to a diagnostic report** with your results by sustainability area.

The self-assessment is saved in your dashboard at Sustainability Map.