



# 中国海关跨境电商行政记录统计

Measuring Digitally-ordered Merchandise Trade by Using  
Customs Administrative Records in China

Working group on measuring e-commerce and the digital economy

2023-12-1



---

## 主要内容 Outline

中国海关跨境电子商务统计的范围  
Scope of CBEC Stats by GACC

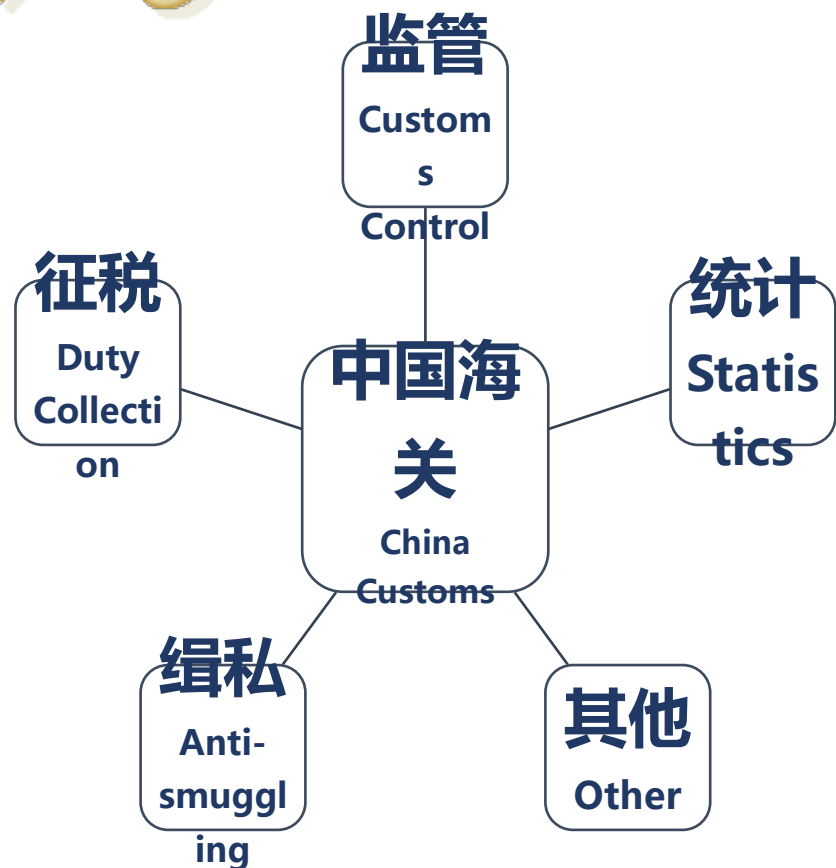
---

利用行政记录开展跨境电商管理平台统计 (2013~)  
Stats via Identifying CBEC Records among Customs  
Declarations


---

开展跨境电商全业态统计调查 (2016~)  
Stats via Survey for CBEC in a broad sense

---



- 中国海关统计是中国对外货物贸易的官方统计
- China Customs Statistics in the official statistics of the external merchandise statistics of the People's Republic of China.
- 自1980年起海关全面采用联合国统计标准
- ITS/IMTS has been fully adopted in Customs Statistics since 1980.
- 实际进出境并改变境内物质存量的货物及超出个人合理数量的物品列入海关统计
- All goods which add to or subtract from the stock of material resources of China by entering (imports) or leaving (exports) its customs territory.




## 电商货物定义/应当列入进出口统计/数据采集困难

- Definitions of goods in electronic Commerce
- Inclusion
- Challenges in data collection




## 跨境电商货物特点/主要2C但同样2B/测度的原则

- Characteristics of CBEC
- Mainly 2C while 2B
- Mechanism of Measurement




## 数字订购贸易定义/测度方法/挑战

- Definition of digitally ordered trade
- Measuring approach
- Challenges



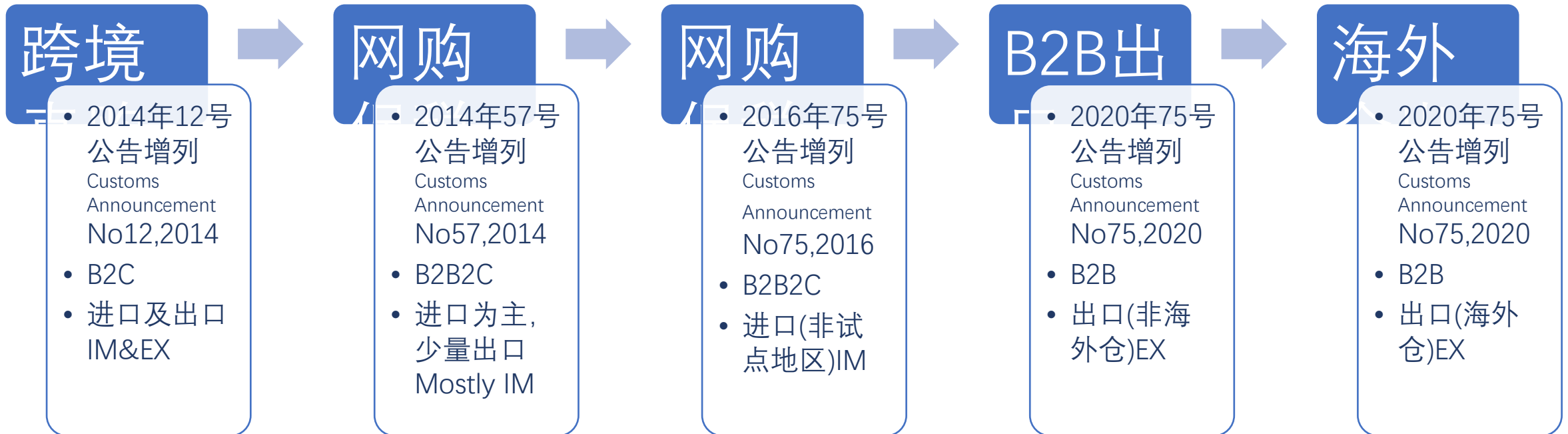
- 中国海关跨境电商统计是中国数字订购货物贸易，是进出口货物贸易统计的一部分
- As part of the external merchandise statistics of the People' s Republic of China, CBEC statistics is the digitally ordered trade in goods.





# 从海关行政记录中采集跨境电商统计原始资料 Identifying Sources for CBEC Stats from Customs Declarations

2014年以来，海关总署不断增设跨境电商专用监管方式  
Specific Customs Procedures have been introduced since 2014.

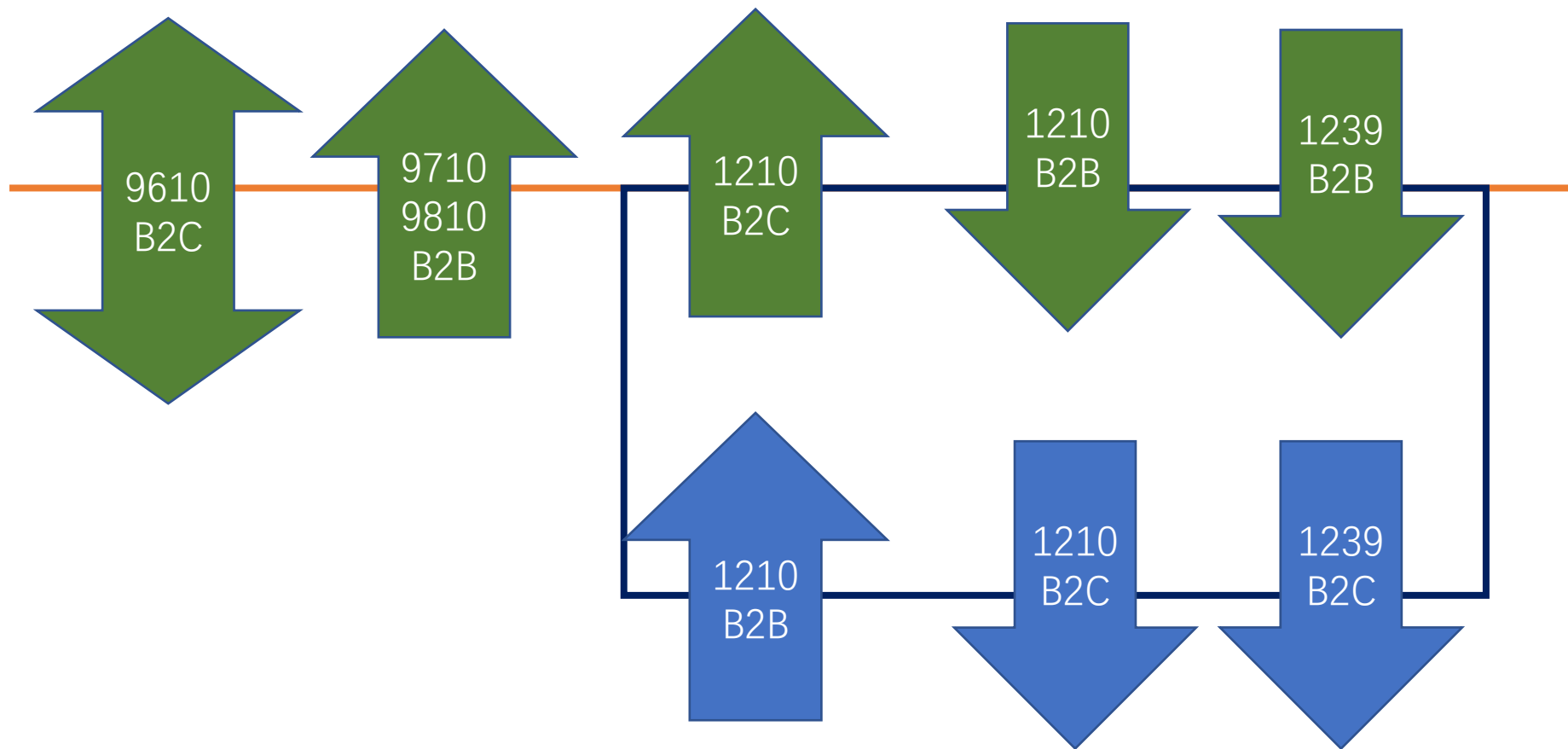




# 从海关行政记录中采集跨境电商统计原始资料

## Identifying Sources for CBEC Stats from Customs Declarations

关境  
Border



— 关境/Border  
— 特殊监管区域/保税物流中心  
Bonded Warehouses/zones

■ 贸易统计/Trade Statistics  
■ 单项统计/Separate Statistics



## 从海关行政记录中采集跨境电商统计原始资料 Identifying Sources for CBEC Stats from Customs Declarations

2016年以来，海关总署增加跨境电商专用通关系统，促进通关便利化  
Specific Customs Clearance Systems have been introduced since 2016.

### H2018系统Customs Clearance System

- 普通货物Normal goods
- 进出口货物报关单Declarations for normal goods



### 快件通关系统Customs Clearance System for Express Deliveries

- 快件ABC类Express letters and parcels
- 快件报关单Declarations for express goods

### 邮件通关系统Customs Clearance System for Posts

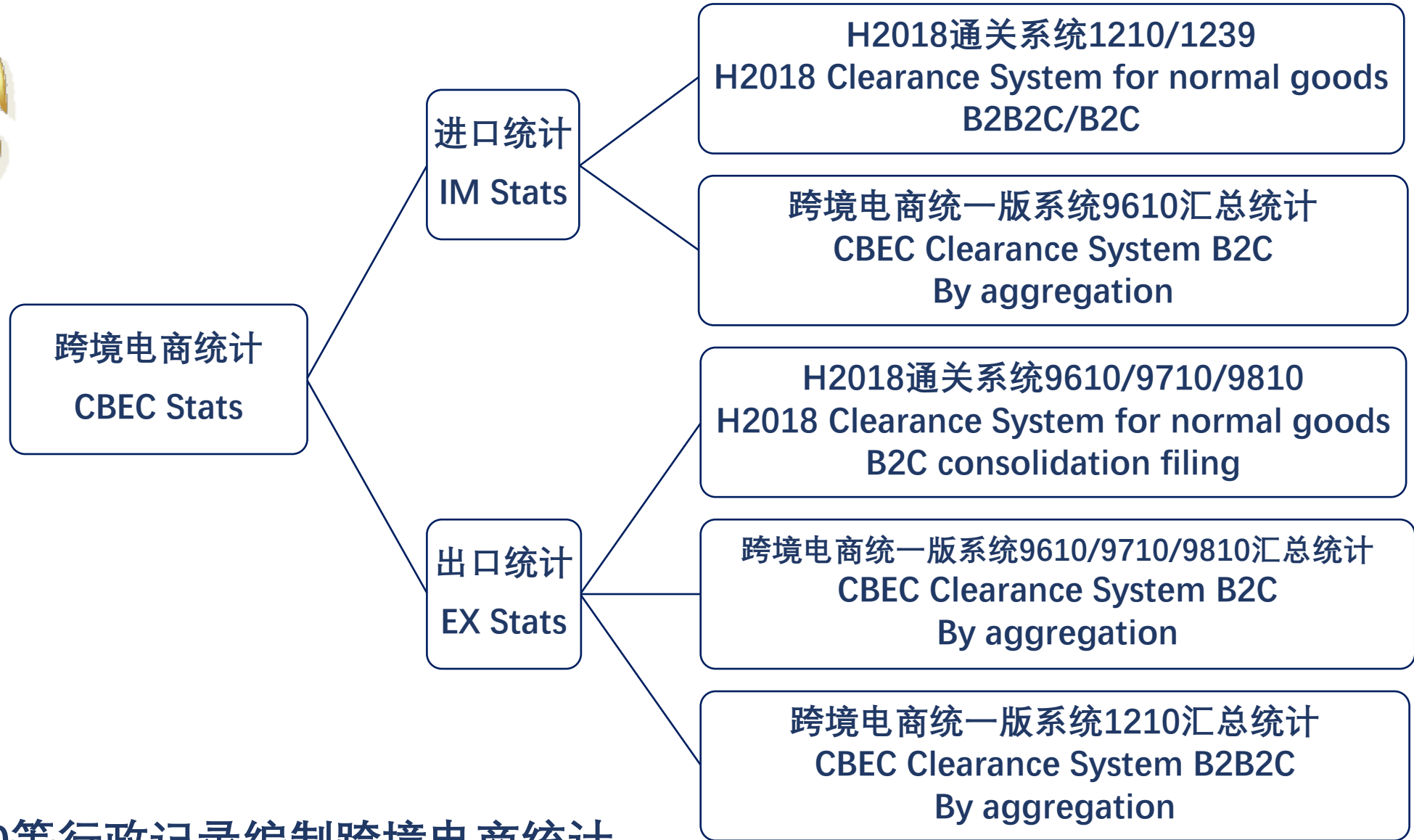
- 邮政运营的信函包裹快件Postal letters and parcels
- 邮政专用单据Declarations for postal parcels

### 跨境电商进出口系统 Customs Clearance for CBEC goods

- 跨境电商货物CBEC goods
- 跨境电商清单Simplified declarations for CBEC goods





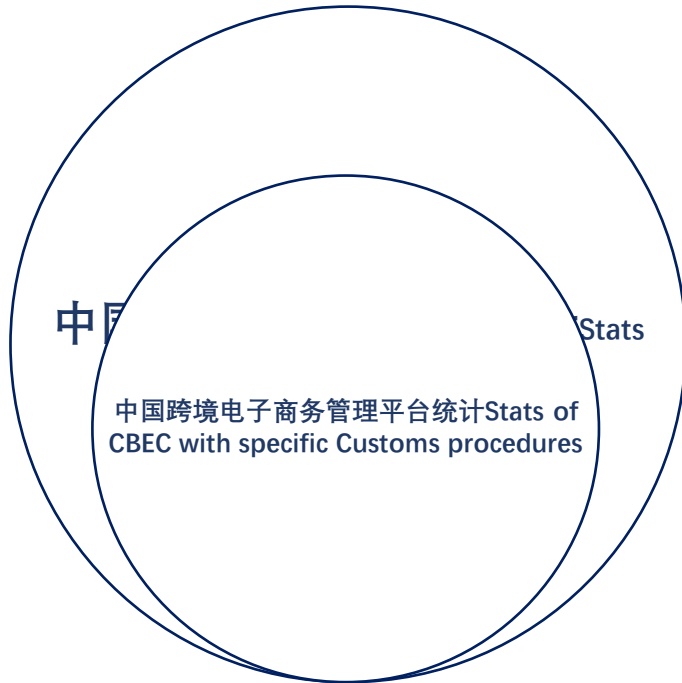


采集9610等行政记录编制跨境电商统计

Stats by declarations with specific customs procedure code like 9610



# 从海关行政记录中采集跨境电商统计原始资料 Identifying Sources for CBEC Stats from Customs Declarations



2017年中国跨境电商管理平台进出口近900亿元（约130亿美元）。  
CBEC volume of 2017 closed to RMB90 billion (≈USD13billion) .



# 通过识别特定监管方式数据是否全面统计跨境电商?

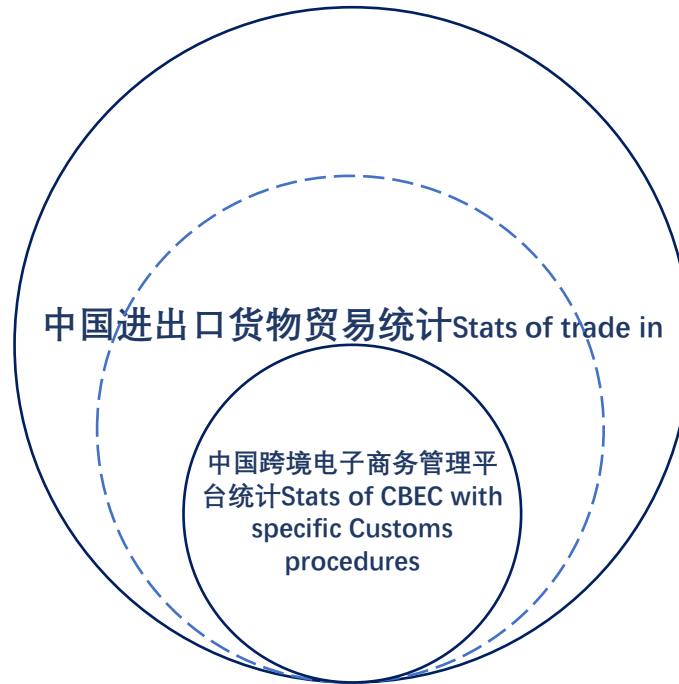
Has every flow of CBEC goods been captured by collecting specific customs records?

## 跨境电商管理平台进出口 与全国进出口增速比较

Comparison of the Percentage change  
between CBEC(9610 etc.)and Total Trade

年份 YEAR	电商% CBEC%	全国% Total Trade%
2014	-	2.3
2015	818.0	-7.0
2016	38.7	-0.9
2017	80.6	14.3
2018	49.3	9.7

占总值 (of total) 0.32%






## 采集海关行政记录之外的信息编制跨境电商全业态统计 Going beyond Customs Declarations for CBEC

### 调研访谈主要结果Main findings of Interviews:

- 海关跨境电商统计口径受到业界认可  
Scope of CBEC is widely accepted.



- 卖家与买家等选择最合适自身需要的通关方式，往往不一定采用跨境电商海关监管方式  
CBEC Customs procedures like 9610 is only one choice for vendors or buyers.
- 支付企业不能提供具体跨境电商结算规模，但可以提供佣金等有效信息  
Payment companies are not able to provide volume of CBEC, while their commission info is helpful.
- 按照个人物品监管的进出境邮快件包裹中也存在电商货物，未列入海关统计  
CBEC goods as Express deliveries and postal parcels destined for individual buyers are missed in trade statistics.



## 采集海关行政记录之外的信息编制跨境电商全业态统计 Going beyond Customs Declarations for CBEC

2016-2018

- 调研访谈Interviews
- 重点调查与编制试点Annual Survey and Compilation

2019-2020


- 完善调查问卷与编制方法Improved Survey
- 实现邮快件电商包裹列入统计Postal and express CBEC included
- 提升调查频度Biannual Survey and compilation

2021~

- 公布初步数据Preliminary Stats Released
- 继续完善调查问卷Improved Survey



# 采集海关行政记录之外的信息编制跨境电商全业态统计 Going beyond Customs Declarations for CBEC



H2018系统Customs Clearance System

- 普通货物Normal goods
- 进出口货物报关单Declarations for normal goods



快件通关系统Customs Clearance System for Express Deliveries

- 快件ABC类Express letters and parcels
- 快件报关单Declarations for express goods



邮件通关系统Customs Clearance System for Posts

- 邮政运营的信函包裹快件Postal letters and parcels
- 邮政专用单据Declarations for postal parcels



跨境电商进出口系统  
Customs Clearance for CBEC goods

- 跨境电商货物CBEC goods
- 跨境电商清单Simplified declarations for CBEC goods






## 采集海关行政记录之外的信息编制跨境电商全业态统计 Going beyond Customs Declarations for CBEC



**TABLE 6.1: IMPORTS AND EXPORTS OF CBEC IN CHINA, 2019-22**

Year	Value in billion US\$			Year-on-year (%)		
	Total	Export	Import	Total	Export	Import
2019	187	116	71	17.0	24.9	6.1
2020	234	157	77	25.2	35.5	8.7
2021	297	215	82	27.0	37.4	6.1
2022	309	230	79	3.8	6.7	-3.8

**Source:** China Customs.

In 2022, CBEC consists of 6.4% of total exports and 2.9% of total imports



**谢谢大家!**

**Thank you for your attention!**

李芊 Li Qian(Ms.)

[liqian@mail.customs.gov.cn](mailto:liqian@mail.customs.gov.cn)

86-10-65195640