



**United  
Nations**

DESA  
Statistics Division



**SUSTAINABLE  
DEVELOPMENT GOALS**

**Expert Meeting on the framework to measure South-South cooperation, 11-13 July 2023, Brasilia, Brazil**

Session 7: SDG Indicator 17.3.1 – links to other reporting frameworks initiatives and indicators

**Presentation by UNSD on current and future reporting**



# Global SDG indicator database and metadata repository

**Global database:** <https://unstats.un.org/sdgs/dataportal/database>

- Includes data for 226 of the 231 unique global indicators;
- Contains 659 data series, and a total of over 2.7 million data records across over 20 disaggregations/dimensions.

**Global indicator metadata repository:** <http://unstats.un.org/sdgs/metadata/>

- Contains 258 metadata files for nearly all indicators

Since 2019, a more frequent Database update cycle has been implemented:

In addition to an update in July, new data and data updates are provided at the end of March, September and December.

## Reporting structure of indicator 17.3.1 Additional financial resources mobilized for developing countries from multiple sources: Current distinct series

- 17.3.1a: **Gross receipts by developing countries of official sustainable development grants** (millions of United States dollars) (DC\_OSSD\_GRT)
- 17.3.1b: **Gross receipts by developing countries of official concessional sustainable development loans** (millions of United States dollars) (DC\_OSSD\_OFFCL)
- 17.3.1c: **Gross receipts by developing countries of official non-concessional sustainable development loans** (millions of United States dollars) (DC\_OSSD\_OFFNL)
- 17.3.1d **Foreign direct investment** (FDI) inflows (millions of United States dollars) (GF\_FRN\_FDI)
- 17.3.1e: **Gross receipts by developing countries of mobilised private finance (MPF)** - on an experimental basis (millions of United States dollars) (DC\_OSSD\_MPF)
- 17.3.1f: **Gross receipts by developing countries of private grants** (millions of United States dollars) (DC\_OSSD\_PRVGRT)

## Reporting on South-South cooperation – additional distinct series

- 17.3.1a: **Gross receipts by developing countries of official sustainable development grants of SSC providers** (millions of United States dollars) (DC\_OSSD\_GRT\_SSC)

**UNSC, March 2021:** Some [SSC-] providers will report to UNCTAD according to the agreed conceptual framework on South-South cooperation developed by the sub-Group on South-South cooperation, subject to pilot testing. Within that framework, the modality “Non-refundable grants” is expected to closely correspond to the official sustainable development grants. Also, the modality “Direct cash transfers” is to be considered for inclusion.

## Reporting on South-South cooperation – additional distinct series

- 17.3.1b: **Gross receipts by developing countries of official concessional sustainable development loans of SSC providers** (millions of United States dollars) (DC\_OSSD\_OFFCL\_SSC)

**UNSC, March 2021:** Some [SSC-] providers will report to UNCTAD according to the agreed conceptual framework on South-South cooperation, subject to pilot testing. The modality “Interest-free loans” plus parts of the modality “Loans” correspond to official concessional sustainable development loans.

## Reporting on South-South cooperation – additional distinct series

- 17.3.1c: **Gross receipts by developing countries of official non-concessional sustainable development loans of SSC providers** (millions of United States dollars) (DC\_OSSD\_OFFNL\_SSC)

**UNSC, March 2021:** Some [SSC-] providers will report to UNCTAD according to the agreed conceptual framework on South-South cooperation, subject to pilot testing. Parts of the modality “Loans” correspond to official non-concessional sustainable development loans.

## Reporting on South-South cooperation – possible additional distinct series

- 17.3.1e: **Gross receipts by developing countries of mobilised private finance (MPF) of SSC providers (???)** - on an experimental basis (millions of United States dollars)

**UNSC, March 2021:** Mobilized private finance is not part of the conceptual framework of South-South cooperation. Some providers that are engaging in this form of development finance may approach UNCTAD regarding the pilot testing and further development of this indicator for wider and global application.

- 17.3.1f: **Gross receipts by developing countries of private grants of SSC providers (???)** (millions of United States dollars)

**UNSC, March 2023:** Private grants are not part of the conceptual framework of South-South cooperation. Some providers can report on private grants to UNCTAD on a voluntary basis as part of a pilot exercise.

## Reporting structure of indicator 17.3.1 Additional financial resources mobilized for developing countries from multiple sources: **Summary: Additional distinct series**

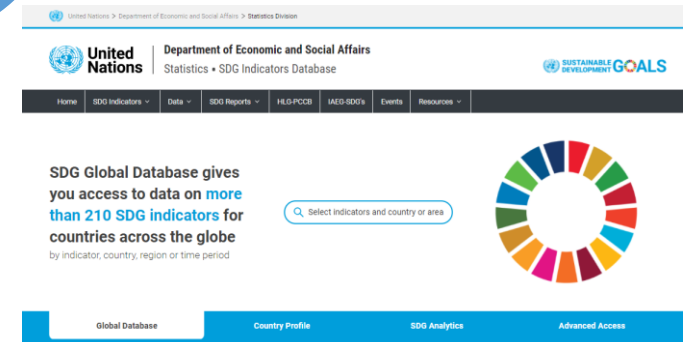
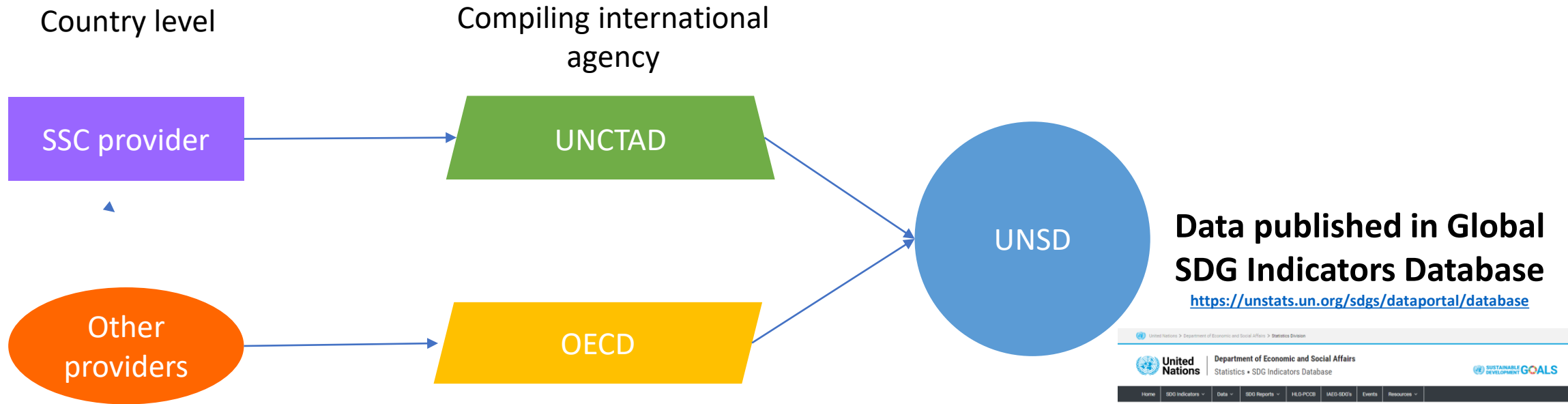
- 17.3.1a: **Gross receipts by developing countries of official sustainable development grants of SSC providers** (millions of United States dollars) (DC\_OSSD\_GRT\_SSC)
- 17.3.1b: **Gross receipts by developing countries of official concessional sustainable development loans of SSC providers** (millions of United States dollars) (DC\_OSSD\_OFFCL\_SSC)
- 17.3.1c: **Gross receipts by developing countries of official non-concessional sustainable development loans of SSC providers** (millions of United States dollars) (DC\_OSSD\_OFFNL\_SSC)



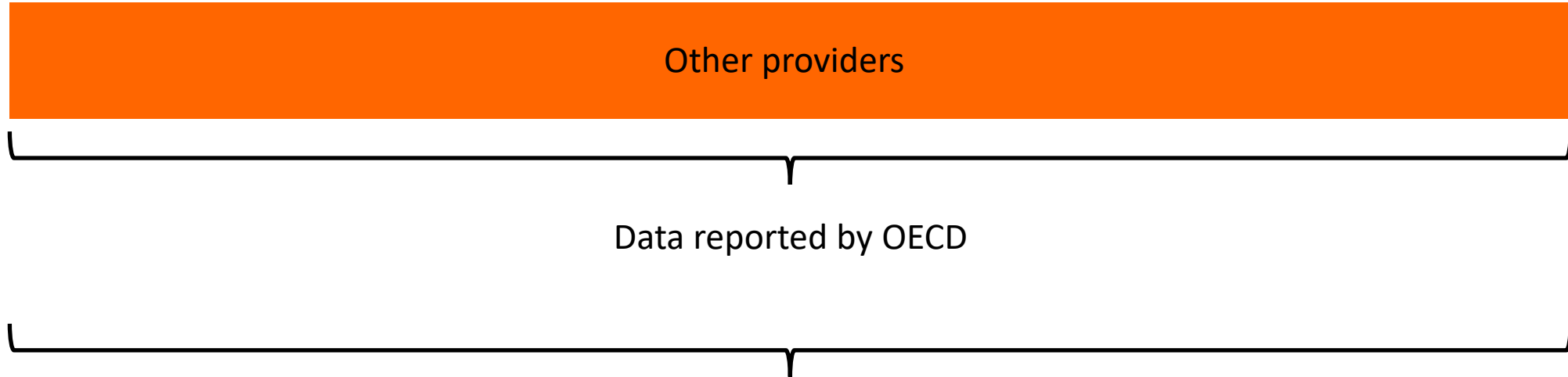
## Standard data flows for reporting indicator 17.3.1

1. **Member States to OECD** according to specific reporting systems
2. **Member States to UNCTAD** according to reporting system for SSC
- 
3. **OECD to UNSD** according to standard SDG data template
4. **UNCTAD to UNSD** according to standard SDG data template

# Standard reporting of SDG indicator 17.3.1

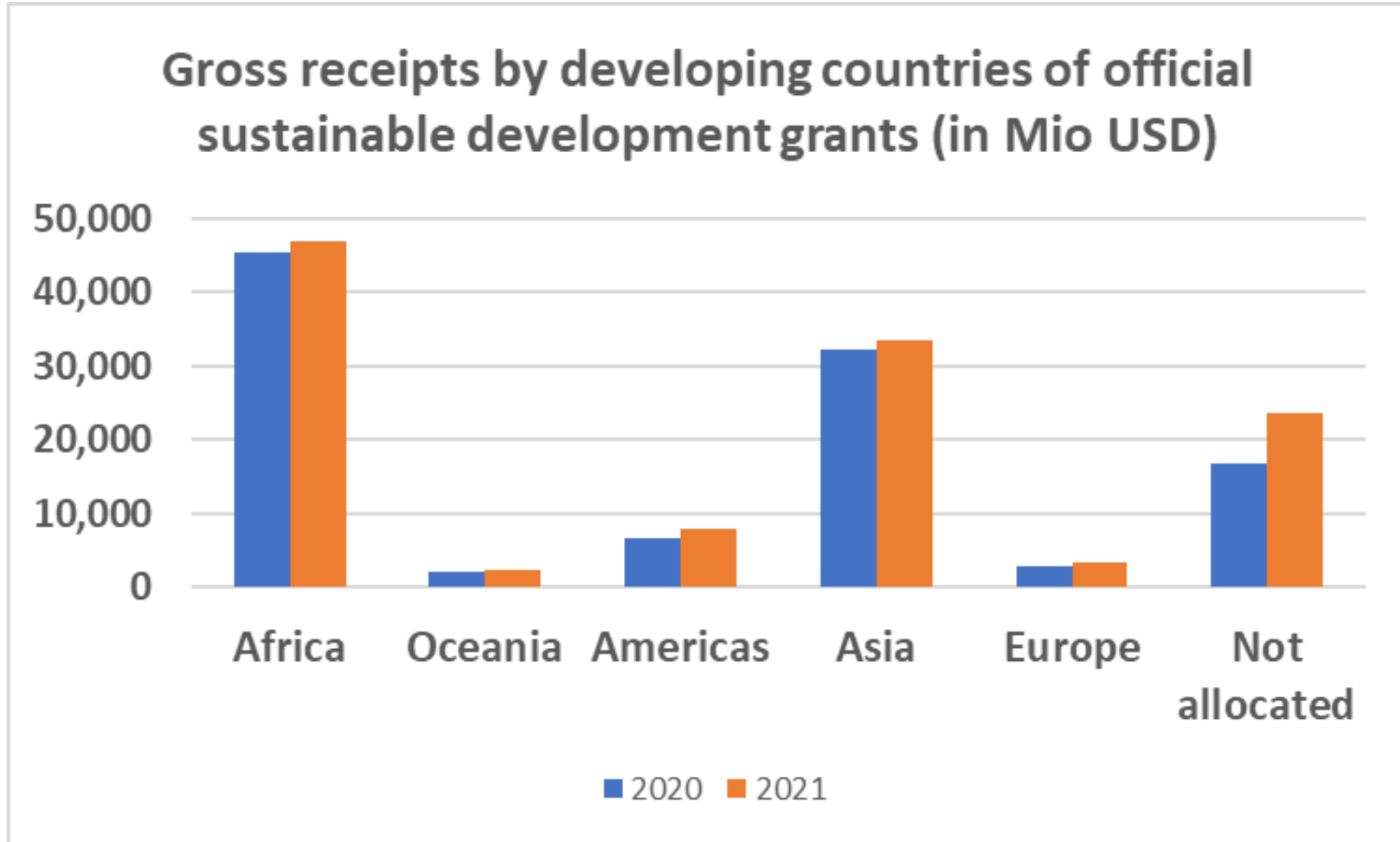


## Example of reported data (current situation)



17.3.1a: **Gross receipts by developing countries of official sustainable development grants**

**So far, data in the Global SDG Indicators Database only contains data from OECD (USD 118.5 bn in 2021).**



## Example of reported data (future)



17.3.1a: **Gross receipts by developing countries of official sustainable development grants**

**So far, data in the Global SDG Indicators Database only contains data from OECD.**

# SDG indicator 17.3.1 data <https://unstats.un.org/sdgs/dataportal/database>

[GF\\_FRN\\_FDI](#)
[DC\\_OSSD\\_GRT](#)
[DC\\_OSSD\\_OFFCL](#)
[DC\\_OSSD\\_OFFNL](#)
[DC\\_OSSD\\_MPF](#)
[DC\\_OSSD\\_PRVGRT](#)

+ Indicator 17.3.1, Series : Foreign direct investment (FDI) inflows (millions of United States dollars) **GF\_FRN\_FDI**

+ Indicator 17.3.1, Series : Gross receipts by developing countries of official sustainable development grants (millions of United States dollars) **DC\_OSSD\_GRT**

+ Indicator 17.3.1, Series : Gross receipts by developing countries of official concessional sustainable development loans (millions of United States dollars) **DC\_OSSD\_OFFCL**

+ Indicator 17.3.1, Series : Gross receipts by developing countries of official non-concessional sustainable development loans (millions of United States dollars) **DC\_OSSD\_OFFNL**

+ Indicator 17.3.1, Series : Gross receipts by developing countries of mobilised private finance (MPF) - on an experimental basis (millions of United States dollars) **DC\_OSSD\_MPF**

- Indicator 17.3.1, Series : Gross receipts by developing countries of private grants (millions of United States dollars) **DC\_OSSD\_PRVGRT**

[Go to Metadata](#)

Country	2009	2010	2011	2012	2013	2014	2015	2016	2017	2018	2019	2020	2021
Afghanistan	-	-	-	-	-	-	-	5.5534 <sup>fn,G</sup>	26.8758 <sup>fn,G</sup>	14.5026 <sup>fn,G</sup>	7.7777 <sup>fn,G</sup>	23.5909 <sup>fn,G</sup>	39.7045 <sup>fn,G</sup>
Africa	-	-	-	-	-	-	-	695.5595 <sup>fn,N</sup>	1205.9558 <sup>fn,N</sup>	1396.9963 <sup>fn,N</sup>	1450.5308 <sup>fn,N</sup>	2119.5204 <sup>fn,N</sup>	2038.5668 <sup>fn,N</sup>
Albania	-	-	-	-	-	-	-	0.9882 <sup>fn,G</sup>	2.7277 <sup>fn,G</sup>	0.2677 <sup>fn,G</sup>	0.7276 <sup>fn,G</sup>	1.5802 <sup>fn,G</sup>	0.9457 <sup>fn,G</sup>
Algeria	-	-	-	-	-	-	-	-	0.0613 <sup>fn,G</sup>	0.05 <sup>fn,G</sup>	0.1225 <sup>fn,G</sup>	0.2305 <sup>fn,G</sup>	0.17 <sup>fn,G</sup>
Americas	-	-	-	-	-	-	-	48.6511 <sup>fn,N</sup>	238.8714 <sup>fn,N</sup>	241.7128 <sup>fn,N</sup>	314.2274 <sup>fn,N</sup>	217.4907 <sup>fn,N</sup>	371.0785 <sup>fn,N</sup>
Angola	-	-	-	-	-	-	-	-	4.0334 <sup>fn,G</sup>	1.6350 <sup>fn,G</sup>	0.2980 <sup>fn,G</sup>	3.1744 <sup>fn,G</sup>	1.3320 <sup>fn,G</sup>
Antigua and Barbuda	-	-	-	-	-	-	-	-	-	0.1416 <sup>fn,G</sup>	-	-	-





**United  
Nations**

DESA  
Statistics Division



**Thank you.**