

METHODS AND APPROACHES FOR ANALYSING SOUTH-SOUTH COOPERATION DATA FOR MULTIPLE USES

Mexican Agency for International Development Cooperation

Christian Daniel Castañeda Cuevas



RELACIONES EXTERIORES
SECRETARÍA DE RELACIONES EXTERIORES

AMEXCID
AGENCIA MEXICANA DE COOPERACIÓN
INTERNACIONAL PARA EL DESARROLLO

Data is available, but how do we analyse it?

In order **to establish the methods and approaches** your agency will take to analyse SSC data, you have to define the **main purposes for which the information will be used**.

Ask yourself...**which actors could benefit from this data? How do we communicate it to them?**

Some of these purposes could be...

- Establishing data-based **national strategies** for international development cooperation
- Identifying **strengths and opportunity areas** within your development cooperation modalities
- Promoting **transparency and improving public outreach**
- Enhancing **day-to-day decision making**
- Analyzing volumen of flows over time and trends
- Creating a repository for data on SSC for national institutions

Uses for SSC Data in Mexico

Internal Information Requests

Provides accurate estimates of the country's cooperation offer, useful for work meetings, foreign government representatives visits, project planning

Offers data on cooperation capacities, countries with less frequent cooperation, and potential collaboration areas by regions and sectors.

Coordination and Implementation Capacities

The data shows the coordination and implementation capacities of AMEXCID and Mexico's Federal Public Administration, including the total number of coordinated projects.

Identifying Efforts and Opportunities

Trends, increases/decreases, etc.

The insights are integrated into various programs and reports, such as the Annual Reports of the National Development Plan, International Development Cooperation Program, Sectoral Program of the Ministry of Foreign Affairs, Advisory Council, Government Management Report, etc.

Guidance for New Administration

When a new administration takes office, the data collected on cooperation throughout the year guides the design of new cooperation strategies and determines the priorities of the national cooperation policy.

Transparency and Public Outreach

Formulation of a public National Report on Mexican Offer of International Development Cooperation

General data integrated into AMEXCID's social media strategy



Data is available, but how do we analyse it?

- Once the expected uses of the information have been determined, the analysis can be conducted using **descriptive statistics**.
- This allows information to be **summarized, organized, and presented in user-friendly ways**, facilitating the identification of **patterns, trends, and distributions**.
- Information can also be visually represented through **charts and graphs**, enhancing understanding and communication.

Data can be analysed by...

- Volume flows over time
- Cooperation modality
- Cross-cutting perspectives
- SDG alignment

Analysis Variables in Mexico

1. In Mexico, the collected data is analyzed by variables such as:

- a. Total resources invested over the years and international comparisons
- b. Total disbursements by modality: figures and trends compared to previous years
- c. Distribution of disbursements within each cooperation modality for the current year and in comparison with previous years

2. The analysis is mostly conducted through the examination of overall figures, trends and patterns for each modality

3. Specific analysis examples in Mexico...

a. Contributions to international organizations:

- i. Total contributions to development through international organizations
- ii. Nature of the contribution: mandatory or voluntary
- iii. Total contributions and contributions by agency

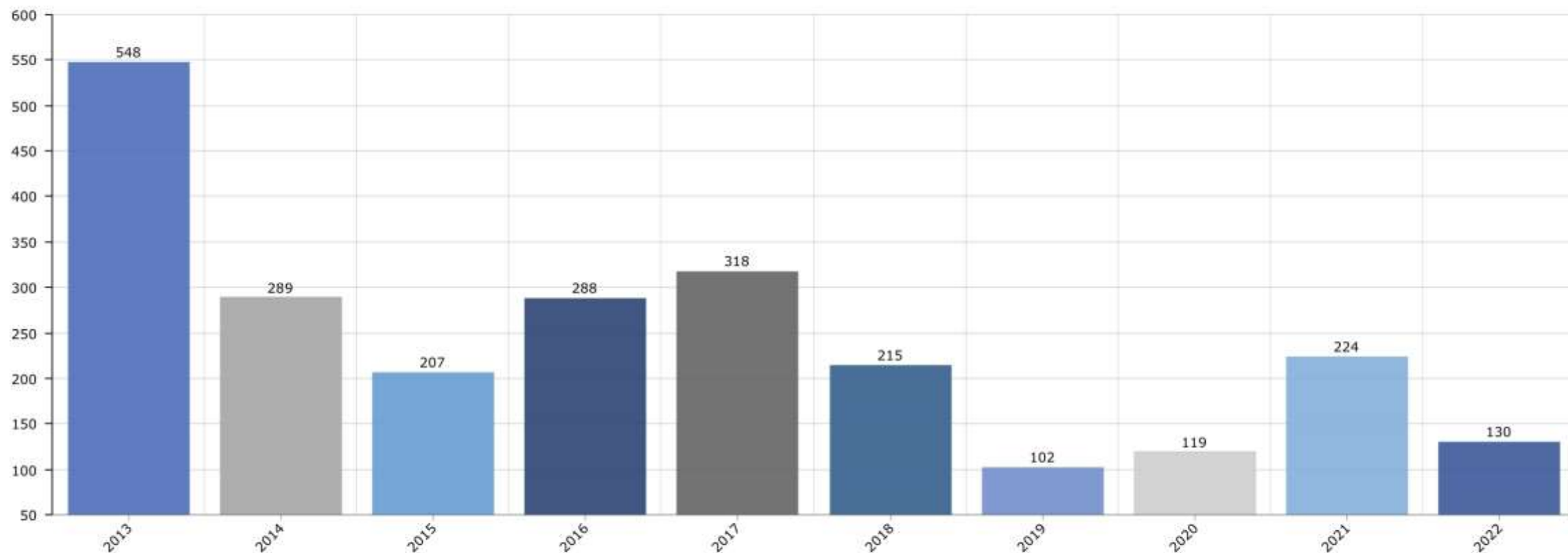
b. Technical Cooperation:

- i. Disbursement distribution: activities, operational expenses, international travel costs, expert valuation
- ii. Total number of projects
- iii. Geographic distribution of initiatives
- iv. Recurrence of SDGs and national sectors by initiative
- v. Total disbursements by agency and total projects by agency
- vi. Cooperation schemes
- vii. Cross-cutting indicators

c. Scholarships to students from developing countries:

- i. Total scholarships and disbursed resources
- ii. Geographic distribution
- iii. Comparison with the number of scholarships and resources allocated in previous years
- iv. Distribution of scholarships by gender
- v. Scholarships by institution

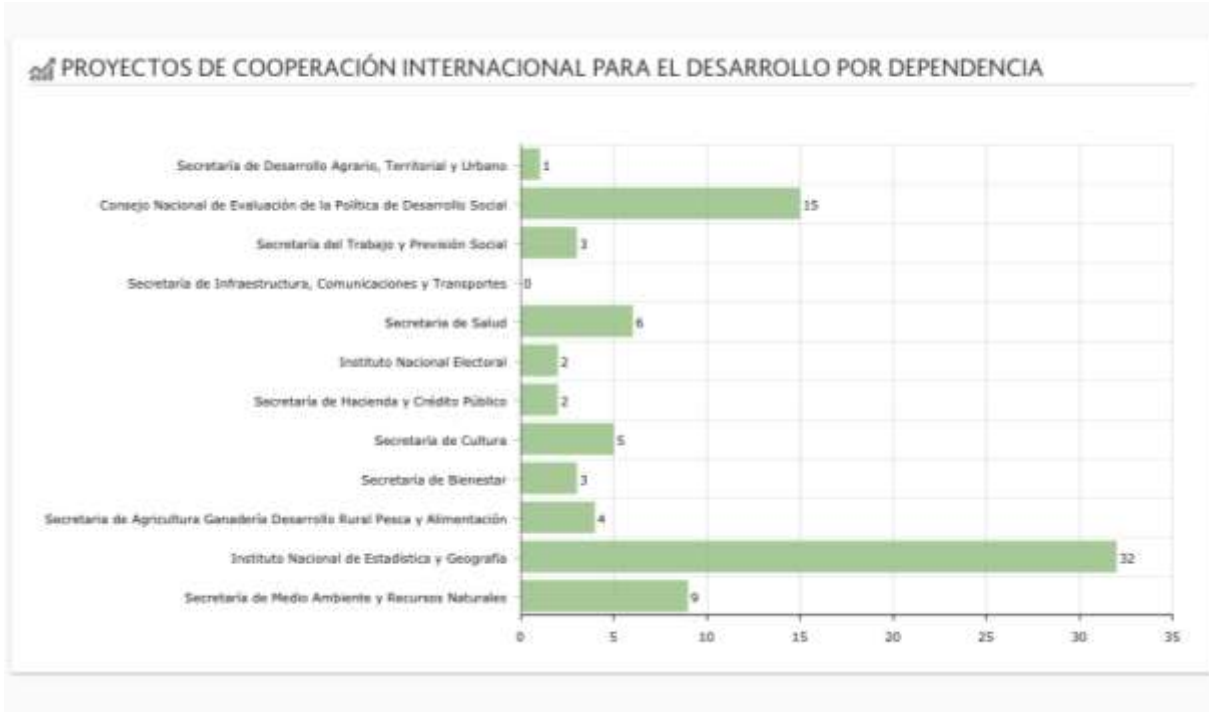
OFERTA MEXICANA DE COOPERACIÓN PARA EL DESARROLLO (2013-2022) POR AÑO



Nota: Cifras en millones de dólares

Mexican provision of International Development Cooperation per year, 2013-2022. Million USD

Total number of development cooperation projects per institution (excluding AMEXCID), 2022



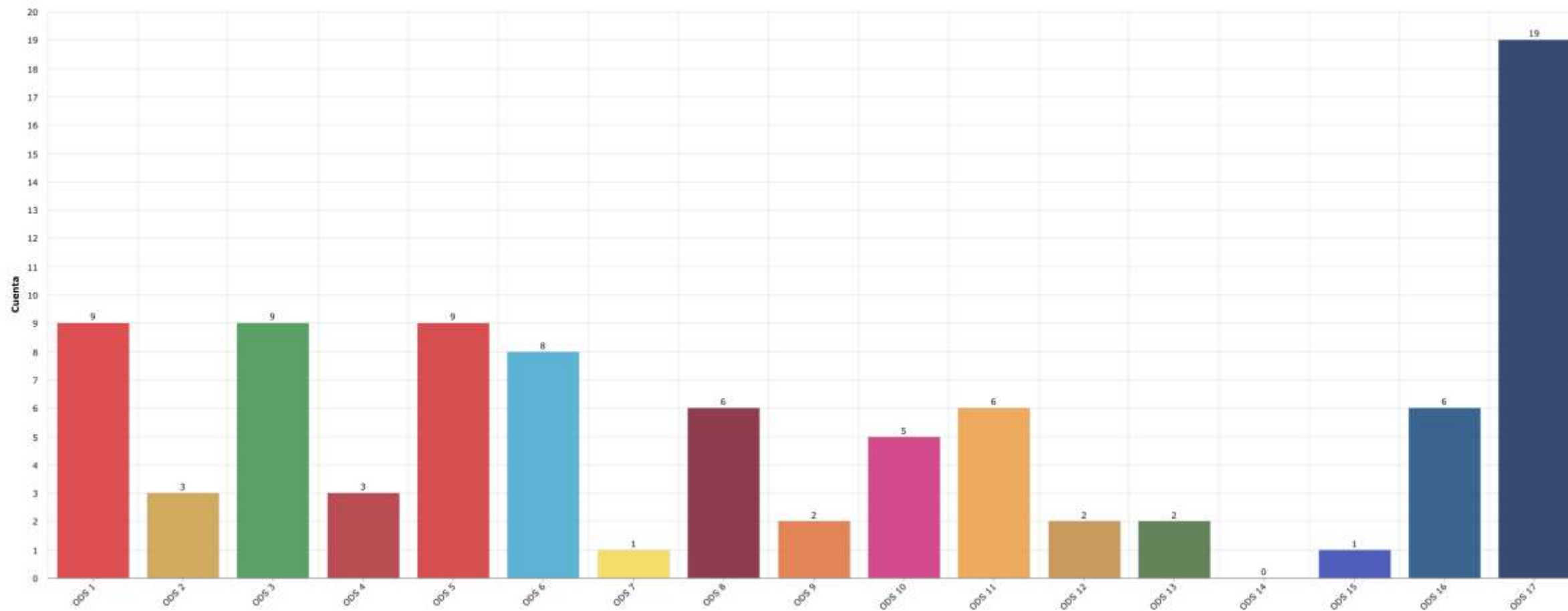
Total development cooperation projects disbursements per institution (excluding AMEXCID), 2022



Two ways of highlighting the technical cooperation efforts of Mexican institutions..

International Development Cooperation projects by SDG, 2022.

PROYECTOS DE CID MEXICANA POR ODS, 2022





Mexican Agency for International Development Cooperation

Twitter: @AMEXCID

ccastaneda@sre.gob.mx



RELACIONES EXTERIORES

SECRETARÍA DE RELACIONES EXTERIORES

AMEXCID

AGENCIA MEXICANA DE COOPERACIÓN
INTERNACIONAL PARA EL DESARROLLO