

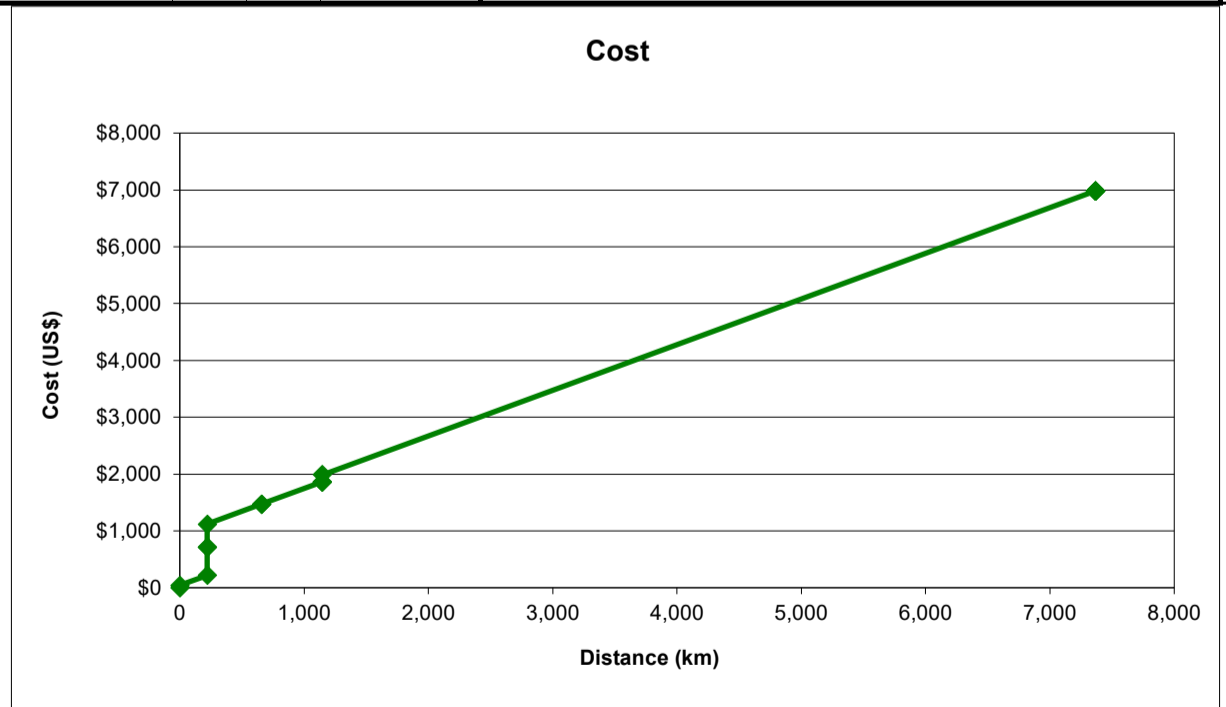
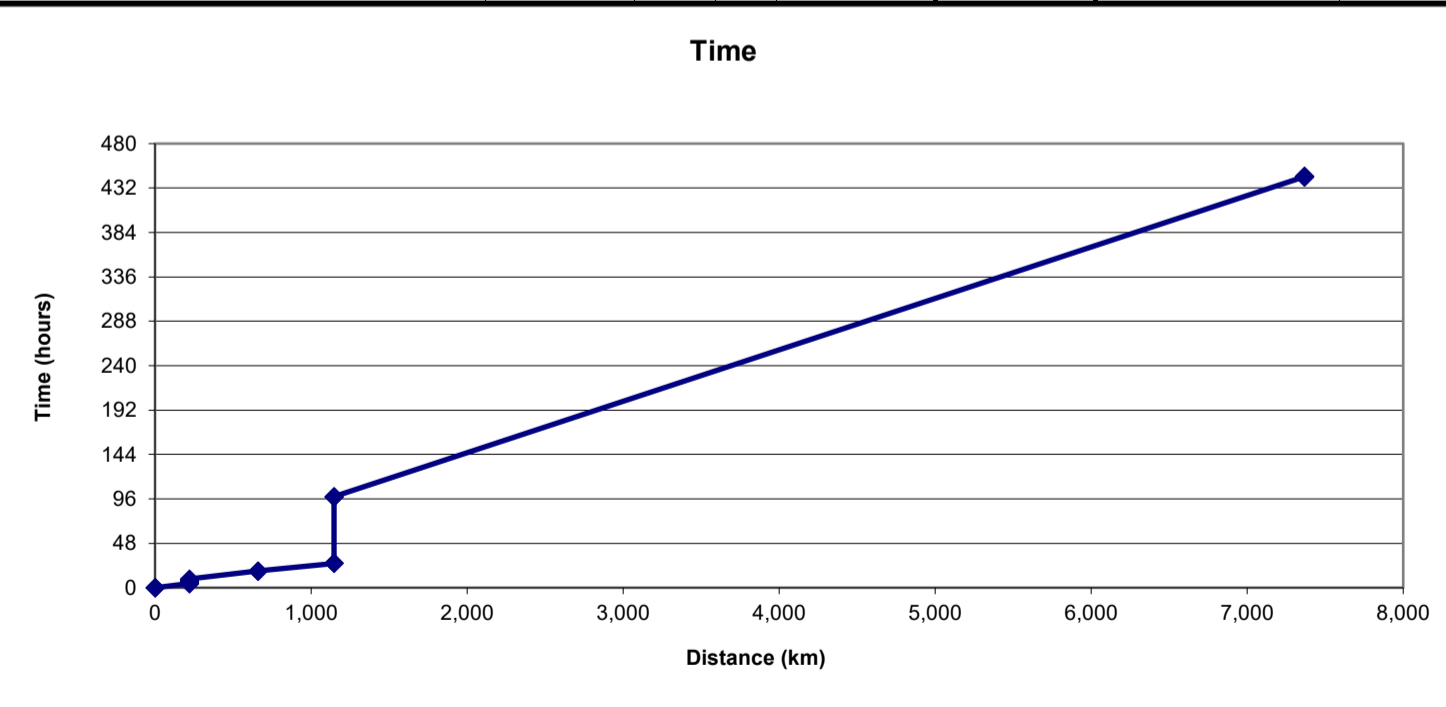
### Questionnaire for Application of the Time/Cost-Distance Model

- a Date of questionnaire completion:
- b Route description:
- c Goods:
- d Quantity:
- e Nationality of driver:
- f Country of vehicle registration:
- g Effective date of transport start:
- h Effective delivery date of goods:
- i Was the transport performed under an international transit system (e.g. TIR, NCTS)?

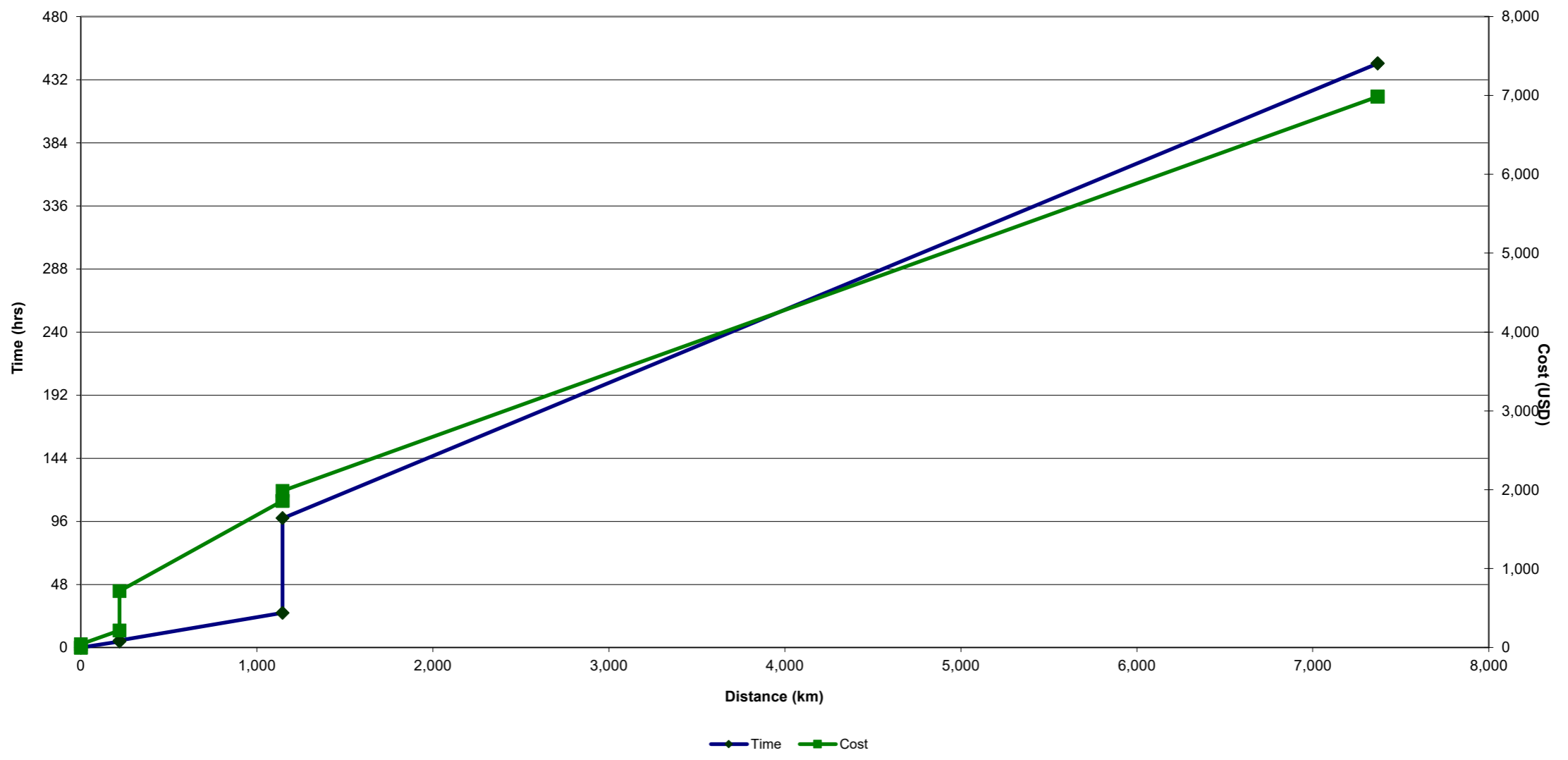
10-May-2019  
 Kampala to Shanghai  
 Tea  
 1 TEU  
 Ugandan  
 Uganda  
 1-May-2019  
 21-May-2019  
 No

Data table (Please fill in the highlighted cells and scroll down to see how the data translates into the graphs of "Time to Distance" and "Cost to Distance.")

Line no.	Place of departure (place and country)	Mode of transport	Distance to next stop (km)	Duration of travel		Distance adjusted variable costs (in USD)	Costs while en route (in USD)	Place of next stop (place and country)	Reason for stop	Duration of stop		Costs at stop (in USD)	Description of actions taken (e.g. procedures, formalities applicable to the section of the route). Please also provide a break-down of costs as well as a break-down of time used for individual procedures (e.g. customs, fueling).	Cumulative distance (km)	Cumulative time (in hours)	Cumulative costs (in USD)
				hrs	min					hrs	min					
1	Kampala, Uganda	-		0	0	\$0.00	\$0.00	Kampala, Uganda	Place of Departure (Pre-shipment formalities and loading)	0	0	\$40.00	Loading cargo	0	0.00	\$40.00
2	Kampala, Uganda	road	220	4	27	\$176.74	\$1,700.00	Malaba, Kenya	Entry Border Crossing	1	0	\$500.00	Purchasing fuel	220	4.45	\$216.74
3	Malaba, Kenya	road	1	2	0	\$0.80	\$120.00	Malaba, Kenya	Exit Border Crossing	2	0	\$400.00	Customs waiting and inspection	221	7.45	\$717.54
4	Malaba, Kenya	road	438	8	39	\$351.87	\$1,500.00	Nairobi	Intermediate Stop	0	0	\$0.00	Visit ICD, take on more cargo	221	9.45	\$1,117.54
5	Nairobi	road	488	7	75	\$392.04	\$1,100.00	Mombassa, Kenya	Entry Border Crossing	0	0	\$0.00	Drive to port	659	18.10	\$1,469.42
6	Mombassa, Kenya	road	0	72	0	\$0.00	\$0.00	Mombassa, Kenya	Exit Border Crossing	0	0	\$125.00	Loading ship	659	18.10	\$1,469.42
7	Mombassa, Kenya	road	6,222	346	0	\$4,998.54	\$1,500.00	Shanghai, China	Final Destination	0	0	\$0.00		1,147	26.35	\$1,861.46
8	Shanghai, China	ship	0	0	0	\$0.00	\$0.00		Intermediate Stop	0	0	\$0.00		1,147	26.35	\$1,861.46
9	0	ship	0	0	0	\$0.00	\$0.00		Final Destination	0	0	\$0.00		1,147	26.35	\$1,861.46
<b>Totals:</b>			7,369	439	141	\$5,920.00	\$5,920.00			3	0	\$1,065.00		7,369	444.35	\$6,985.00



Time/Cost-Distance Model



Intermediate Stop

Exit Border Crossing

Entry Border Crossing

Final Destination

road

rail

ship