

Overview of UNCTAD's TraBio – Trade and Biodiversity statistical tool

Workshop on Trade, Biodiversity and BioTrade in the ASEAN region

17 March 2023

17 November 2022

Lorena Jaramillo, UNCTAD

biotrade@unctad.org / www.biotrade.org



@ BioTradeGroup



BioTradegroup



BioTradeGroup



Schweizerische Eidgenossenschaft
Confédération suisse
Confederazione Svizzera
Confederaziun svizra

Swiss Confederation

Federal Department of Economic Affairs,
Education and Research EAER
State Secretariat for Economic Affairs SECO



Trade and Biodiversity (TraBio) statistical tool

(UNCTAD BioTrade Initiative and Statistics Service)

Objective

- provide **information on trade** in biodiversity-based products
- enable a **better understanding of the significance of trade** in products with a biological origin; e.g. formulate and review policies
- **gather, report and monitor progress on national & international policies & development processes;** e.g. KM GBF, SDGs

→ internationally recognized standard for BD-related trade statistics (harmonize concepts and data used)



For developing TraBio, UNCTAD combined its expertise and knowledge on trade and biodiversity, developed a pilot project, conducted extensive desk research, expert consultations and organized webinars with partners and experts

TraBio Components

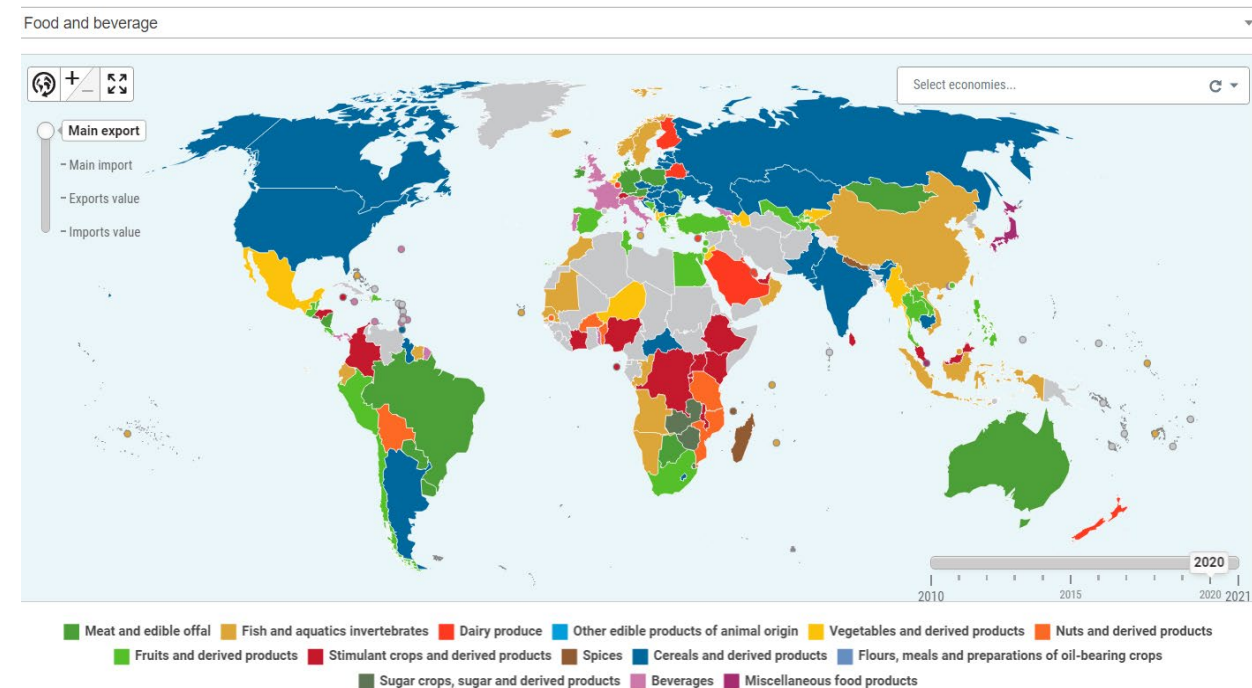
Component 1: A product list and a product classification of biodiversity-based goods that is **the universe of biodiversity-based products** included in the TraBio statistical tool

Component 3: a set of interactive visualisation tools (e.g. maps and charts)

<https://unctadstat.unctad.org/EN/biotrade.html>

Component 2: A database containing data on **annual trade flows** of biodiversity-based products & **trade indicators** since 2010 (for online & *download*)

Name
Trade and Biodiversity - Trade in thousands of United States dollars, annual
Trade and Biodiversity - Trade, growth rates, annual
Trade and Biodiversity - Trade balance in thousands of United States dollars, annual
Trade and Biodiversity - Trade balance, growth rates, annual
Trade and Biodiversity - Trade of priority products in thousands of United States dollars, annual
Trade and Biodiversity - Trade of priority products, growth rates, annual
Trade and biodiversity - Biotrade as percentage of total trade, annual
Trade and biodiversity - Biotrade as percentage of Gross Domestic Product, annual
Trade and Biodiversity - Product concentration indices of exports and imports, annual
Trade and Biodiversity - Market concentration indices of exports and imports of products, annual
Trade and Biodiversity - Market structural change indices of exports and imports of products, annual
Trade and Biodiversity - Revealed comparative advantage index, annual



<https://unctadstat.unctad.org/wds/ReportFolders/reportFolders.aspx>

Content of TraBio statistical tool

- Based on the **Harmonized System (HS)**
- **All products with a biological origin** (terrestrial and aquatic)
- UNCTAD expertise, pilot exercise, extensive desk research & expert consultations and webinars

Considerations:

- **intrinsically and integrally based on biological resources** at a non- or low-processed stage (e.g. cocoa beans)
- **solely or principally use biological resources-based ingredients or products as inputs** in their production processes (e.g. cotton shirts, wooden furniture)
- **derived mainly from biological resources-based products**, such as soap containing glycerol from animal fats
- **excluded certain products considered as “natural products” without having a biological origin** (e.g. metals or products derived from the extraction of minerals)

1.814 products are covered in TraBio

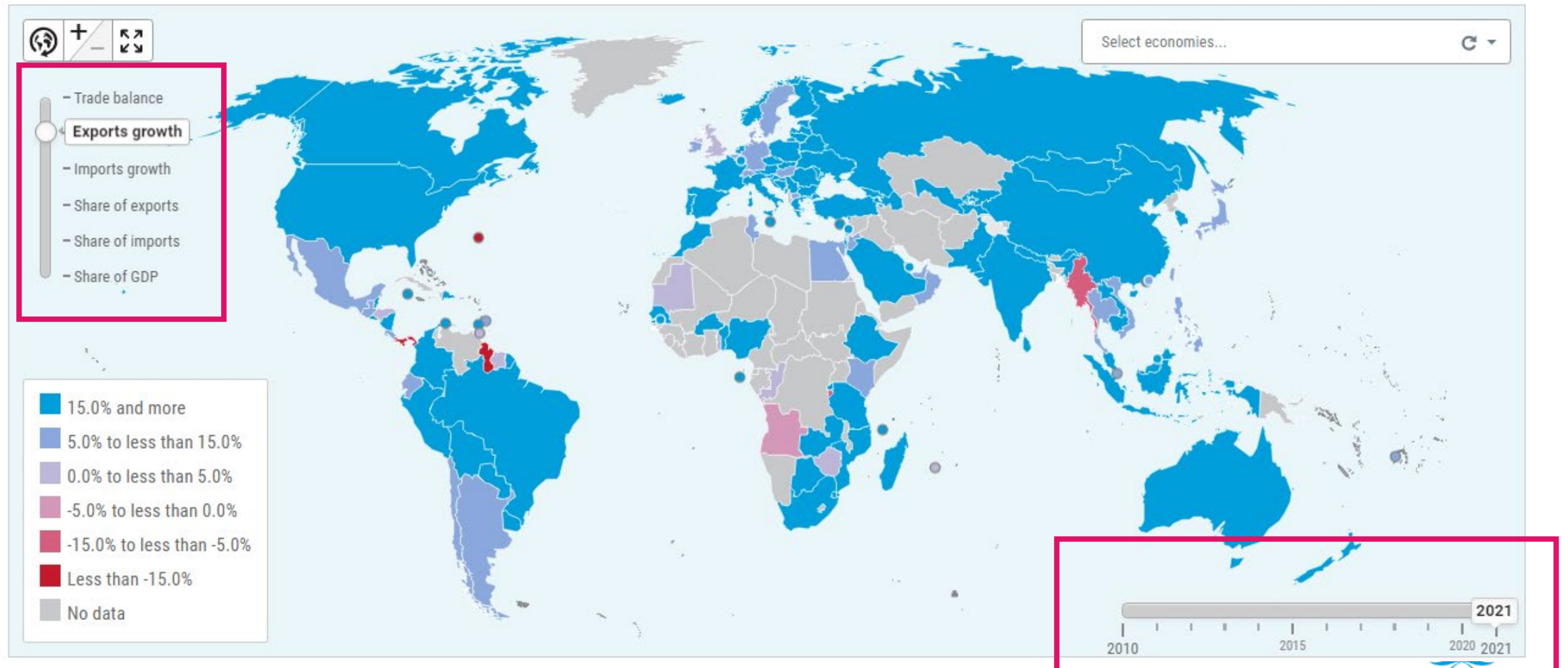
Grouped into different categories & aggregated levels

e.g. **Group:** Live animals and plants; **Subgroup:** Live animals; **Category:** Fish, **Subcategory:** Ornamental fish



From global analysis...

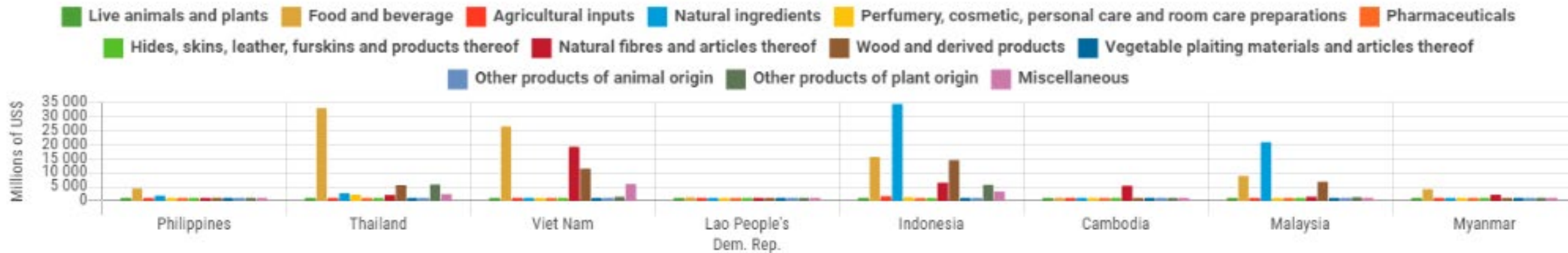
Export growth of biodiversity-based products in 2021



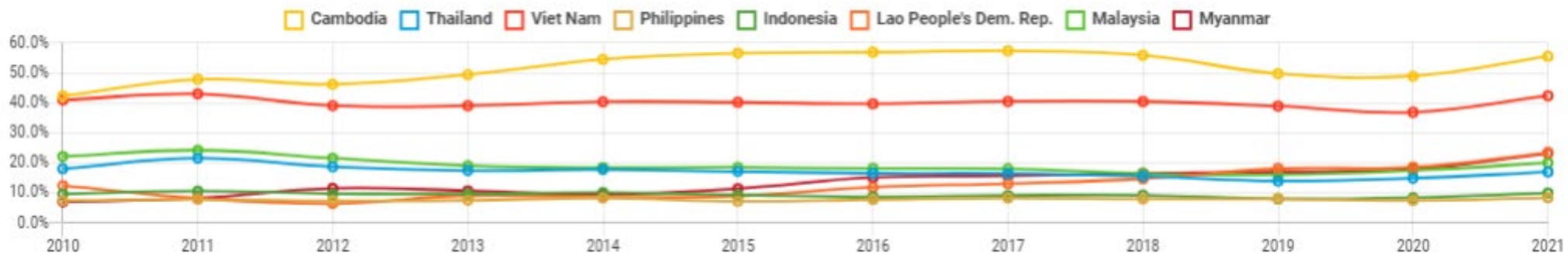
Source: TraBio/UNCTADstat, <https://unctadstat.unctad.org/en/Biotrade.html>

....To regional, national, and by product level

Trade in biodiversity-based products in selected ASEAN countries (2021)



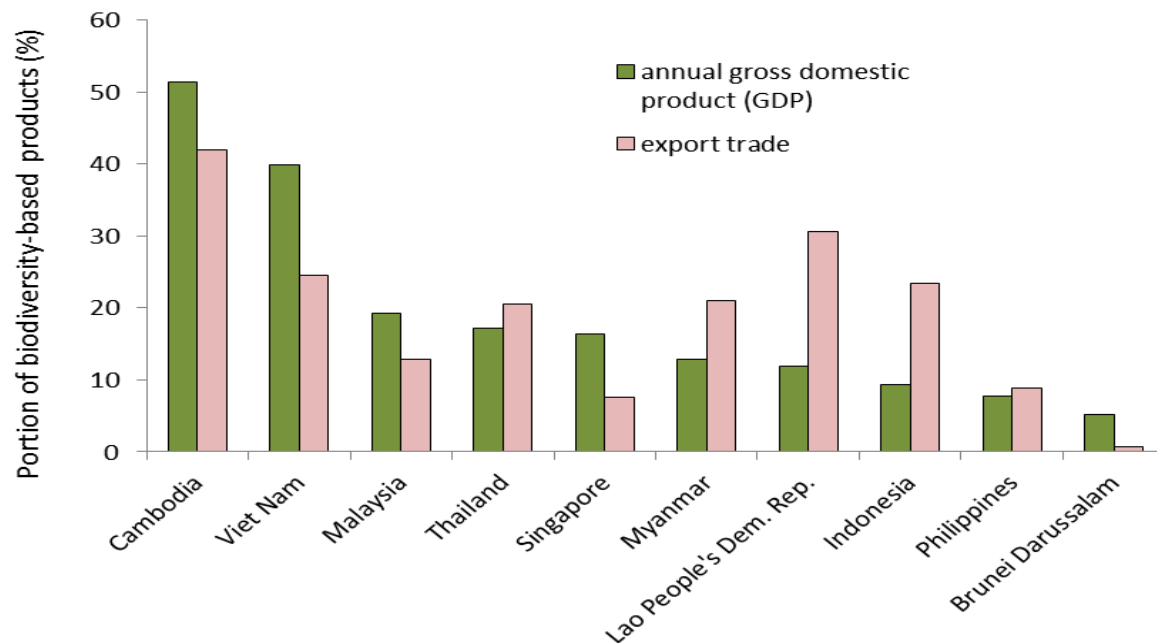
Trade in biodiversity-based products as a %GDP



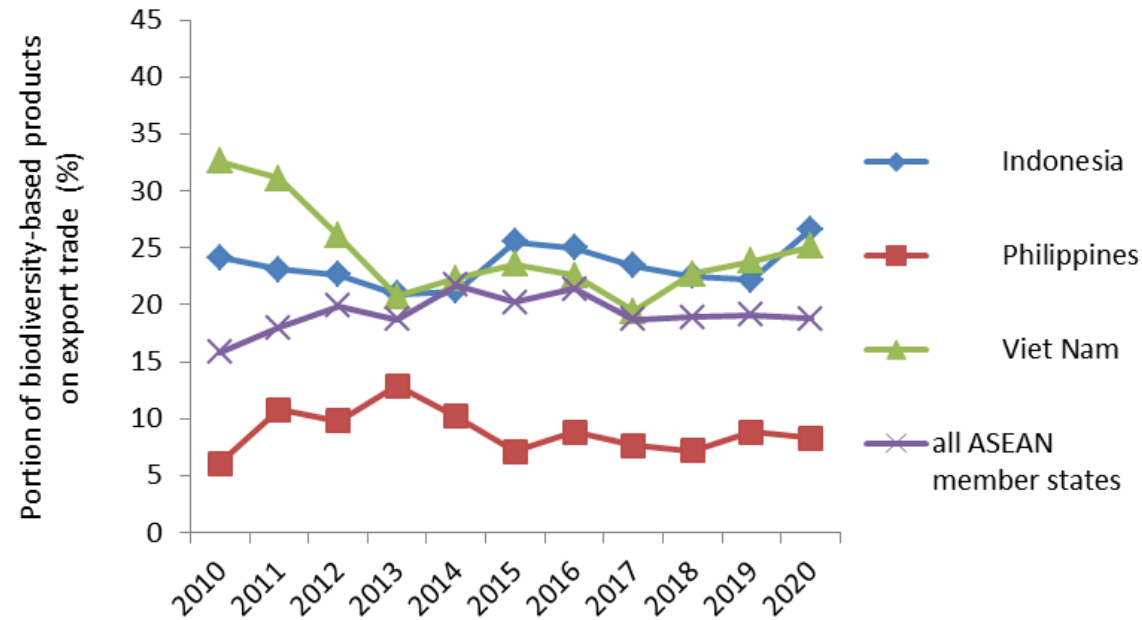
Source: TraBio/UNCTADstat, <https://unctadstat.unctad.org/en/Biotrade.html>



Economic relevance of biodiversity-based products in ASEAN & selected countries: % GDP and exports



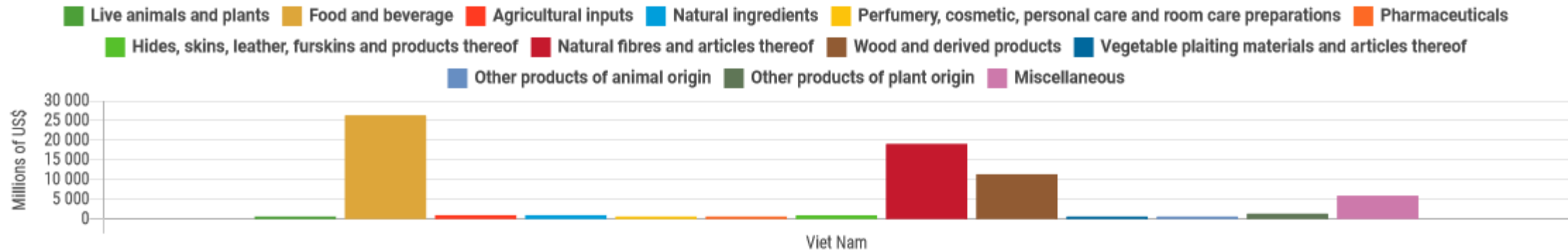
Average share of biodiversity-based products in the annual GDP and export trade for ASEAN member states from 2010 to 2020.



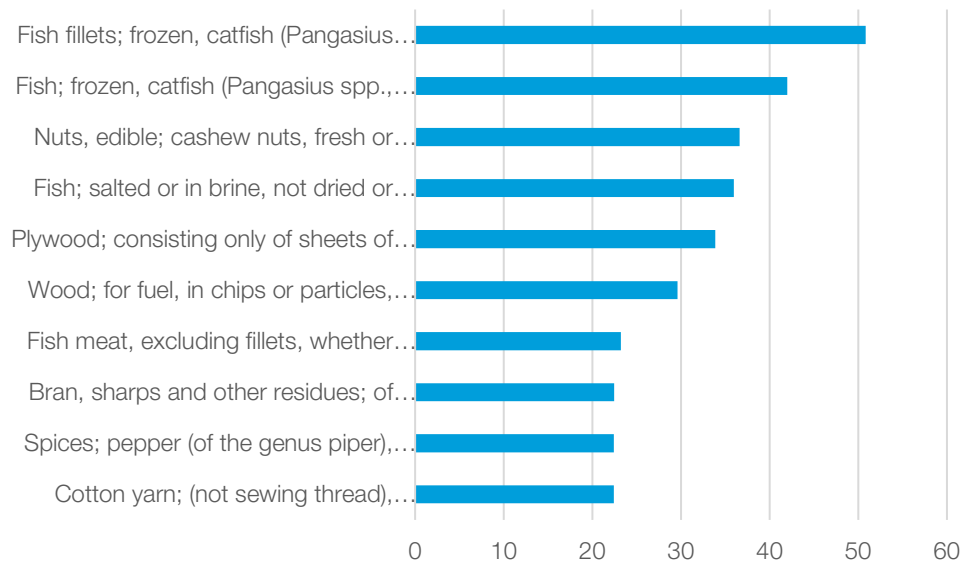
Share of biodiversity-based products in export for selected ASEAN countries and average for all during 2010 to 2020.

Tools to help policymakers e.g. Viet Nam

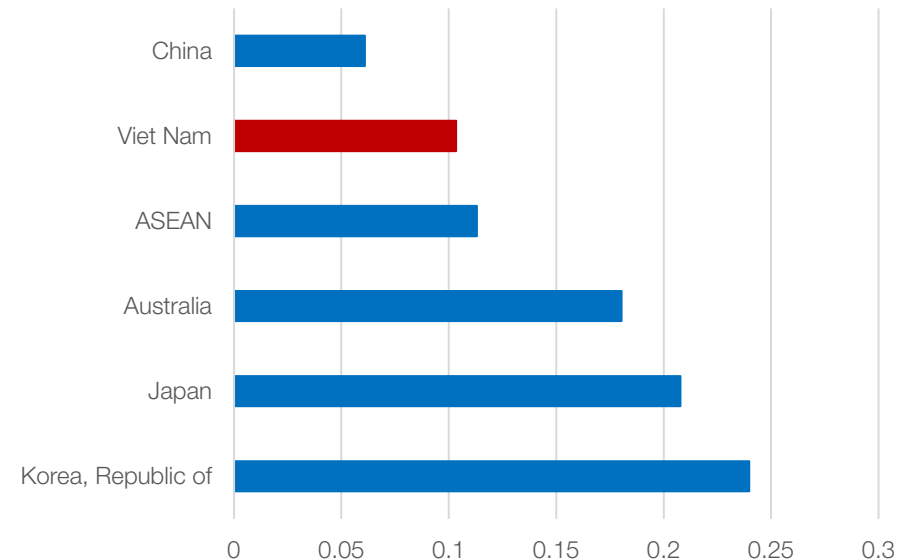
Exports of biodiversity-based products (2021)



Analysis of Revealed comparative advantage (2021)



Product concentration of exports (2021)



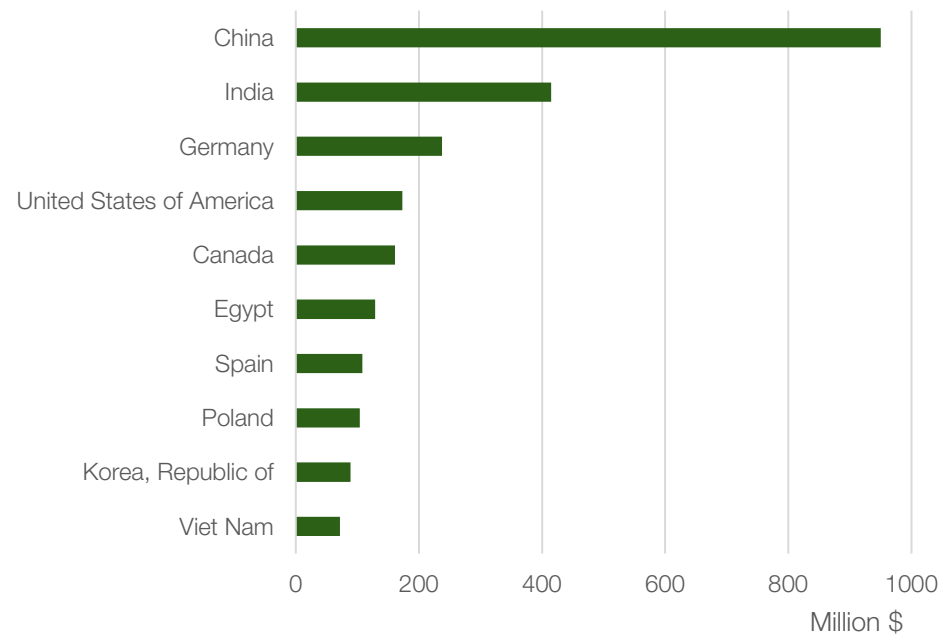
Source: TraBio/UNCTADstat, <https://unctadstat.unctad.org/en/Biotrade.html>

TraBio information for the *Kunming-Montreal Global Biodiversity Framework*

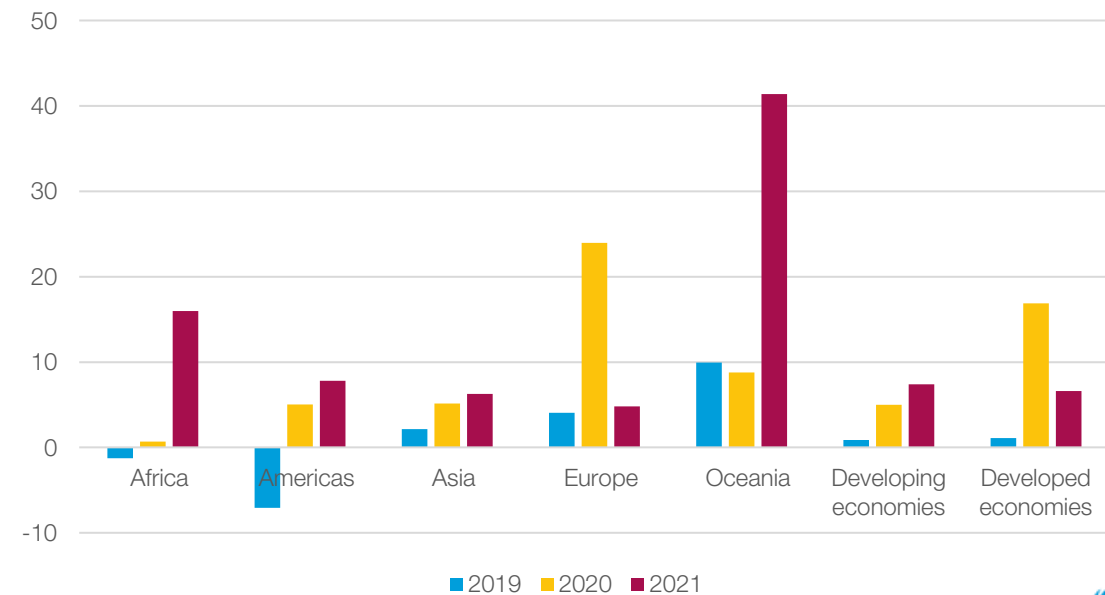
(GBF's Monitoring framework ([CBD/COP/DEC/15/5](#)))

Goal B, Complementary indicator: “Trends in the legal trade of medicinal plants”

Top 10 exporters of medicinal plants in 2021



Growth rate exports of medicinal plants 2019-2021



Source: TraBio/UNCTADstat, <https://unctadstat.unctad.org/en/Biotrade.html>

How to access the information

TraBio is freely available online for users to access, use and download from at UNCTAD's statistics portal UNCTADstat:

- Database: <https://stats.unctad.org/biotrade>
- Visualization tools web page: <https://unctadstat.unctad.org/EN/biotrade.html>



If you have any question as well as wish to provide any comment or feedback on the TraBio statistical tool and product classification, please do so by sending an e-mail to biotrade@unctad.org – Subject: comments to TraBio.

Thank you for your attention



Pictures from UNCTAD and BioTrade programmes and practitioners and partners



www.biotrade.org



If you have any question as well as wish to provide any comment or feedback on the TraBio statistical tool and product classification, please do so by sending an e-mail to biotrade@unctad.org – Subject: comments to TraBio.