



Mapping non-tariff measures on fish and sea food products

Bonapas Onguglo

Marco Fugazza

Trade Analysis Branch, DITC

UNCTAD

Oceans Forum on Trade-related Aspects of SDG 14

21 - 22 March 2017, Geneva

NTMs in UNCTAD

- UNCTAD has been actively involved in research, data collection and dissemination related to NTMs since the early 1980s
- Enhance transparency on market access & promote regulatory cooperation.
- UNCTAD, the African Development Bank (AfDB), the International Trade Centre (ITC) and the World Bank are forming a partnership called the Transparency in Trade (TNT) Initiative including NTMs



NTMs in UNCTAD

- The TNT initiative aims to facilitate collection of tariffs and non-tariff measures (NTM) and other trade data, harmonization of NTMs, and provide free and open access the data collected
- Data are accessible at:

<http://unctad.org/en/Pages/DITC/Trade-Analysis/Non-Tariff-Measures/NTMs-Data.aspx>



Scope

- Investigation of the presence and incidence of Non-Tariff Measures (NTMs) in the fish sector based on a recently released dataset produced by UNCTAD's secretariat
- Identification of salient stylized facts and empirical regularities
- Work in Progress !!!



Definition

- The commonly used definition of NTMs is: "Non-tariff measures (NTMs) are policy measures, other than ordinary customs tariffs, that can potentially have an economic effect on international trade in goods, changing quantities traded, or prices or both"
- *NB: Procedural obstacles are not NTMs per se but affect compliance with these measures*

UNCTAD NTMs Classification (2012)

Imports		
Technical Measures	A	SANITARY AND PHYTOSANITARY MEASURES
	B	TECHNICAL BARRIERS TO TRADE
	C	PRE-SHIPMENT INSPECTION AND OTHER FORMALITIES
Non-Technical Measures	D	CONTINGENT TRADE-PROTECTIVE MEASURES
	E	NON-AUTOMATIC LICENSING, QUOTAS, PROHIBITIONS AND QUANTITY-CONTROL MEASURES OTHER THAN FOR SPS OR TBT REASONS
	F	PRICE-CONTROL MEASURES, INCLUDING ADDITIONAL TAXES AND CHARGES
	G	FINANCE MEASURES
	H	MEASURES AFFECTING COMPETITION
	I	TRADE-RELATED INVESTMENT MEASURES
	J	DISTRIBUTION RESTRICTIONS
	K	RESTRICTIONS ON POST-SALES SERVICES
	L	SUBSIDIES (EXCLUDING EXPORT SUBSIDIES UNDER P7)
	M	GOVERNMENT PROCUREMENT RESTRICTIONS
	N	INTELLECTUAL PROPERTY
O	RULES OF ORIGIN	
Exports		
	P	EXPORT-RELATED MEASURES

http://unctad.org/en/PublicationsLibrary/ditctab20122_en.pdf



Limitations

- Analysis is quantitative (i.e. we can not provide any information about either absolute or relative stringency of measures)
- NTMs data are based on HS-2012 classification
 - ⇒ no distinction between capture and aquaculture products
- Cross-section of 56 reporting countries (80 percent of total fish imports)
- Data collected between 2012 and 2016
- Exports related measures are not analyzed



Stylized fact 1

- Products of the fish sector are relatively more affected by NTMs and more intensively than products belonging to non-fish sectors: on average countries applied twice as many NTMs on fish products than on non-fish products



Reporter-product pairs (with positive imports) affected by different types of NTMs

	Number of NTMs types	Share in Total	Share in Affected
fish products	0	2.76	
	1	5.81	5.97
	2	32.54	33.46
	3	24.56	25.26
	4	25.98	26.72
	5	5.98	6.15
	6	2.38	2.44

	Number of NTMs types	Share in Total	Share in Affected
non-fish products	0	25.50	
	1	21.54	28.91
	2	22.63	30.37
	3	15.97	21.44
	4	10.59	14.22
	5	3.17	4.26
	6	0.60	0.8



Stylized fact 2

- Products of the fish sector are mostly affected by technical regulations and in particular SPS measures

Stylized fact 3

- Most countries impose some SPS measure on all imports of products of the fish sector



Reporter-product (only fish products) pairs affected by an NTM, by NTMs type

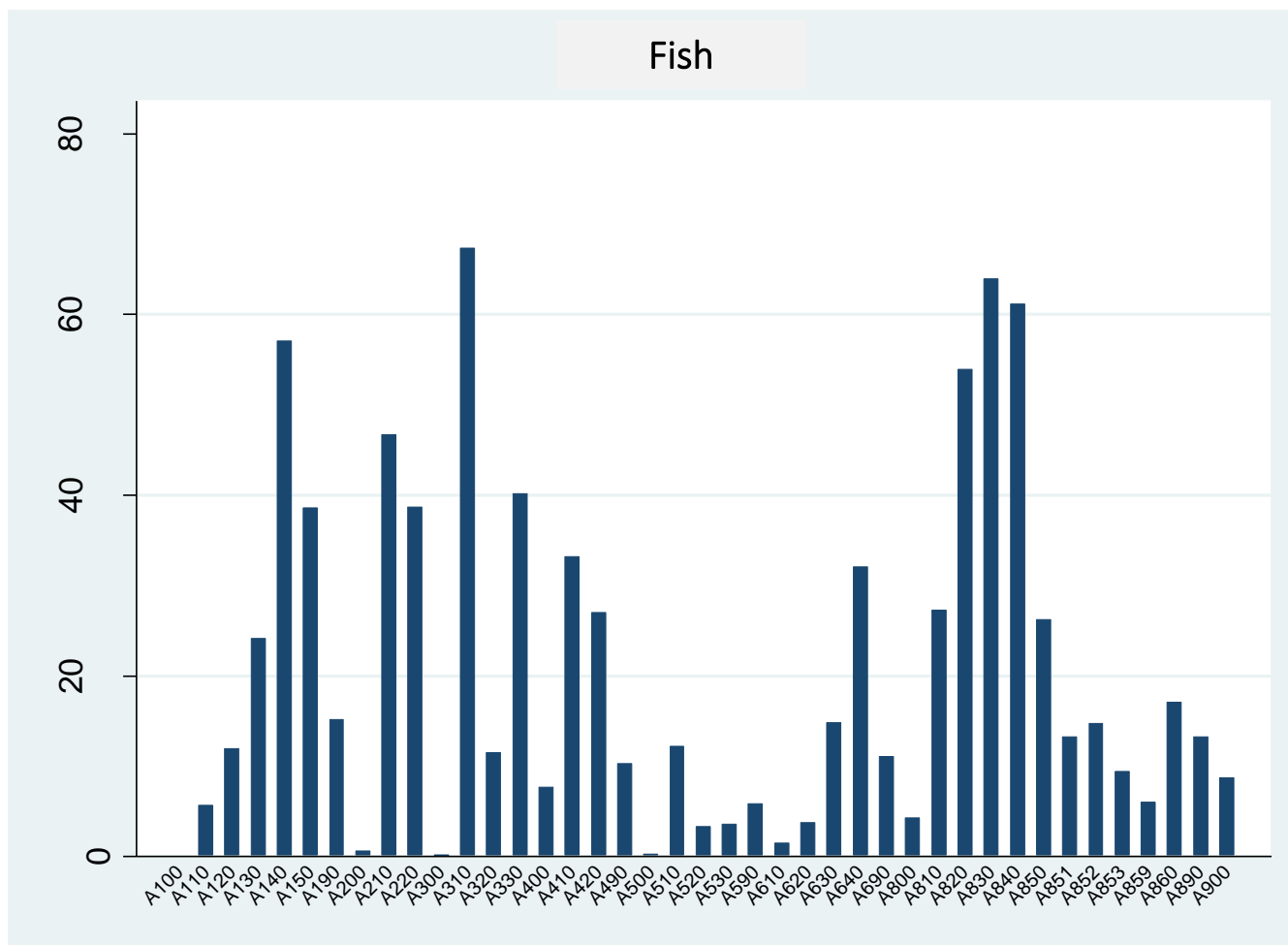
fish products

NTMs Chapter	Number of Import Relationships	Share in Total	Share in Affected
A	5826	92.92	95.56
B	5112	81.53	83.84
C	2558	40.80	41.96
D	21	0.33	0.34
E	835	13.32	13.70
F	3129	49.90	51.32
G	746	11.90	12.24
H	122	1.95	2.00
None	173	2.76	

non-fish products

NTMs Chapter	Number of Import Relationships	Share in Total	Share in Affected
A	53621	24.63	33.06
B	112559	51.70	69.39
C	51751	23.77	31.90
D	2395	1.10	1.48
E	37137	17.06	22.89
F	92069	42.29	56.76
G	28668	13.17	17.67
H	5995	2.75	3.70
None	55519	25.50	

NTMs incidence by SPS measures sub-chapters, frequency indices



Stylized fact 4

- Similar types of SPS measures and TBTs affect both fish and non-fish products; however, their incidence is much larger in fish products



- Measures that affect more than 50% of all import relationships in the fish sector:

- A140: special authorization requirement for SPS reasons

- A820: testing requirement
- A830: certification requirement
- A840: inspection requirement

- A310: labelling requirements

- B310 : labelling requirements



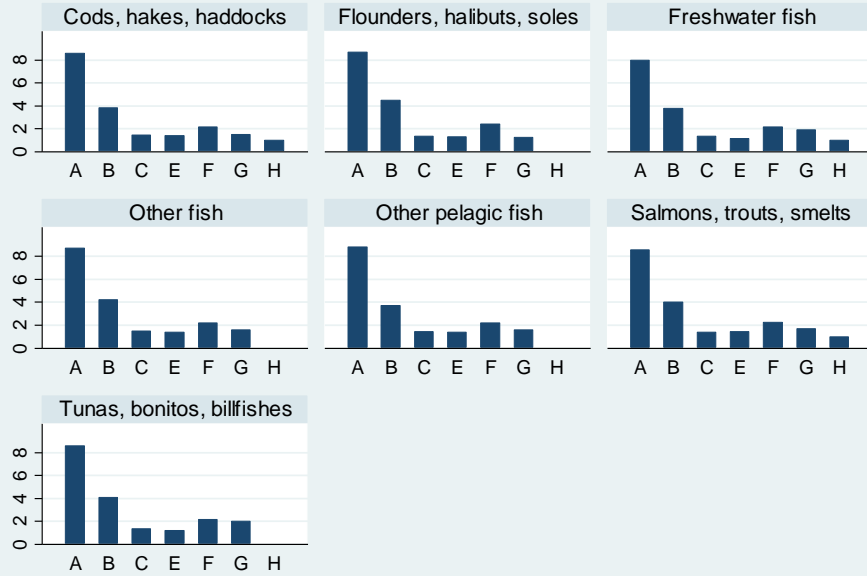
Stylized fact 5

- No product (or type of product) of the fish sector appears to be more affected by NTMs (in particular Technical Regulations) than any other



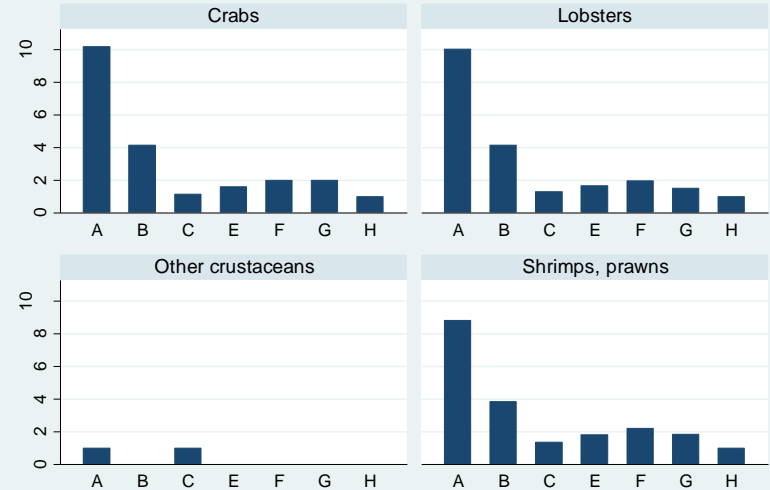
Prevalence indicators in product groups

Fish



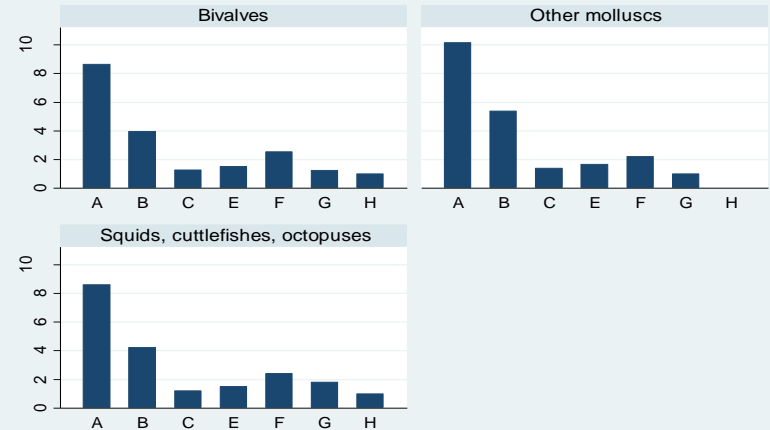
Source: Authors' calculations based on UNCTAD NTM data

Crustaceans



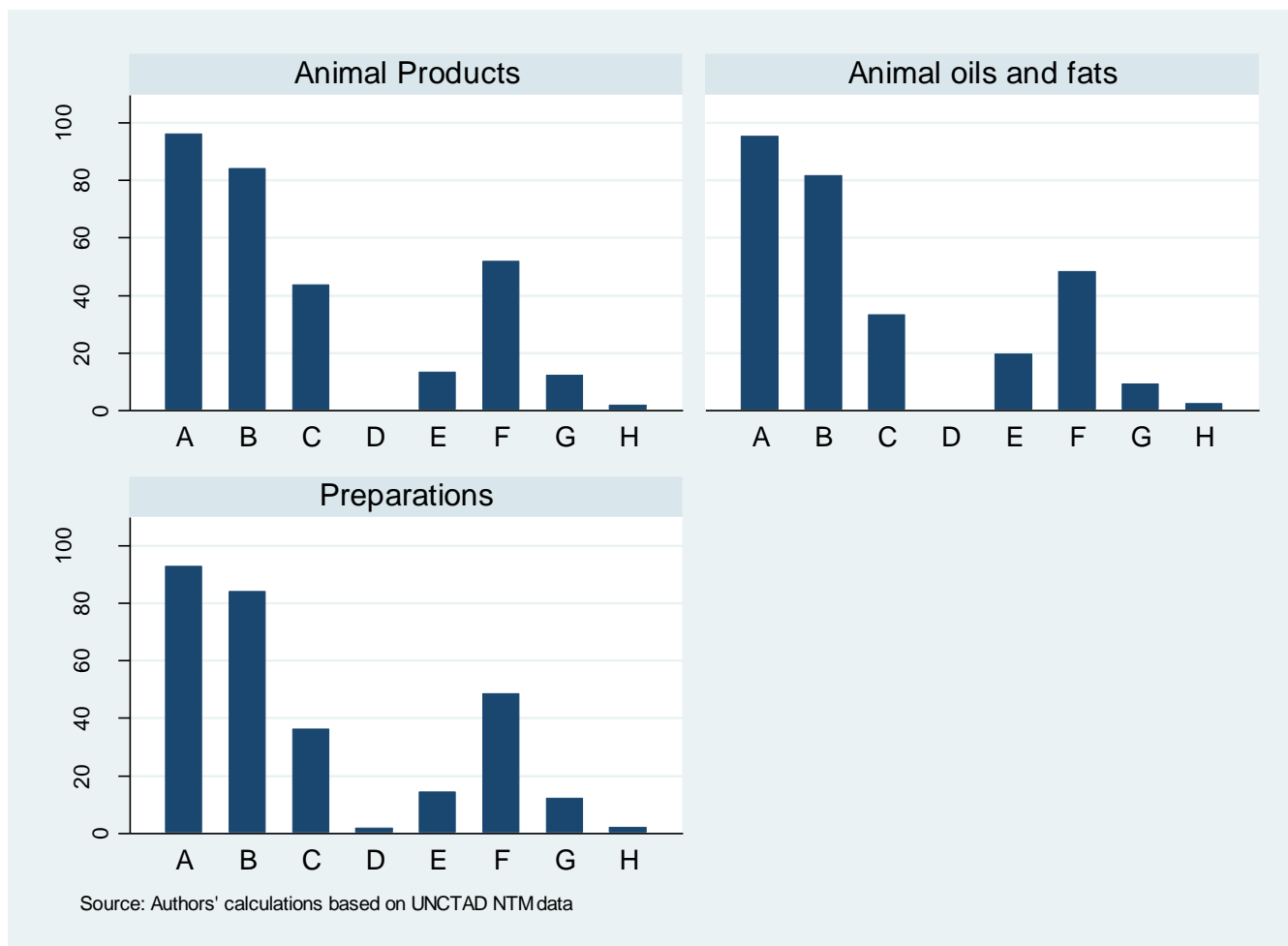
Source: Authors' calculations based on UNCTAD NTM data

Molluscs



Source: Authors' calculations based on UNCTAD NTM data

Frequency indexes, Fish Products (broad categories)



Stylized fact 6

- No systematic relationship between tariffs and NTMs incidence can be identified



