

TANGER MED



KINGDOM OF MOROCCO

TANGER MED
SPECIAL AGENCY 

APRIL 15TH, 2021

TANGER MED




PORT ACTIVITY FIGURES : TANGER MED IN 2020



81
MILLION TONS
+23%
COMPARED TO 2019



OVERALL TONNAGE



5,77
MILLION TEU*
+20%
COMPARED TO 2019

7,9 MILLION
TONS
+26%
COMPARED TO 2019

LIQUID BULK



SOLID BULK

303 705 TONS
+18%
COMPARED TO 2019



357 331

TRUCKS PROCESSED IN 2020

TRAFFIC SIMILAR TO 2019

358 175

NEW VEHICLES



-28%

COMPARED TO 2019



701 599

PASSENGERS

-75%


COMPARED TO 2019

9 702

SHIPS CALLED

-32%

COMPARED TO 2019



OF WHICH

4 306

MERCHANT VESSELS

+10%

COMPARED TO 2019

MARITIME TRAFFIC

WORLD MARITIME CONNECTIVITY INDEX : UNCTAD

TANGER MED CONNECTIVITY RANKINGS (PLSCI) HAVE COPEDED WELL : Q1-2020 : 27 VS Q3-2020 : 24

WITHIN THE COVID-19 PERIOD , PORT TANGER MED EXPERIENCED AN INCREASE DURING Q1 & Q2 (2020) :

- IN NUMBER OF LINER SHIPPING SERVICES
- IN SHIP CALLS, ESPECIALLY VESSELS LOA > 299m (+12,16%)
- IN SHIP CARRYING CAPACITY : FROM 19.773 TO 23.756 TEUS
- IN IRREGULAR SERVICES THAT CHOOSE TO CALL TM1 & TM2

MOROCCO INTEGRATES THE TOP 20 WORLD MARITIME CONNECTIVITY INDEX (UNCTAD)

	2005	2010	2015	2016	2017	2018
1	China	China	China	China	China	China
2	Hong Kong	Singapore	Singapore	Singapore	Singapore	Singapore
3	USA	USA	Hong Kong	Korea	Korea	Korea
...
11	Japan	France	Spain	Spain	Spain	Spain
12	Malaysia	Spain	France	France	Ukraine	France
...
15	Spain	UAE	Japan	UAE	Japan	Japan
16	Egypt	Italy	Morocco	Italy	Sri Lanka	Sri Lanka
17	Canada	KSA	Italy	Morocco	Italy	Egypt
18	UAE	Morocco	KSA	Sri Lanka	Vietnam	Vietnam
19	India	Oman	Egypt	Vietnam	Oman	Italy
20	KSA	Egypt	Sweden	Egypt	Italy	Italy
...
24	Panama	Panama	Turkey	Denmark	India	Oman
25	Greece	Sri Lanka	Poland	Panama	Turkey	India
26	Indonesia	Portugal	Oman	Colombia	Poland	Sweden
27	Australia	Malta	Greece	Poland	Denmark	Turkey
28	Turkey	Mexico	Vietnam	Mexico	Panama	Greece
29	Sweden	Turkey	India	Turkey	Greece	Denmark
...
83	Gabon	Lithuania	Cameroon	Costa Rica	Tanzania	Finland
84	Morocco	Fiji	Mozambique	Madagascar	Madagascar	Tanzania
...
88	Tunisia	Guam	Bangladesh	Ireland	Gabon	Gabon
...
102	Gambia	Tunisia	Seychelles	Solomon Islands	Trinidad and Tobago	Nicaragua
...
118	Iceland	Seychelles	Tunisia	Cambodia	Northern Mariana Islands	Norway

20% of global maritime traffic

- 100 000 Ships
- 60 TEUs Containers
- 6 Millions Passengers

1st PORT IN AFRICA
- 4th Consecutive Year -

1st PORT IN THE MEDITERRANEAN

24th / 500 CONTAINER PORT WORLDWIDE
- Alphaliner Ranking -

2nd SPECIAL ECONOMIC ZONE IN THE WORLD
- Financial Times Ranking -

GROWING GLOBAL CONNECTIVITY

GLOBAL RANKING OF CONTAINERS

Year	Rank	Port	Tonnage
2012	32	Shanghai	32
2012	31	Singapour	31
2012	23	Hong Kong	23
2012	23	Shenzhen	23
2012	17	Busan	17
2012	17	Long Beach	17
2012	6.7	Los Angeles	6.7
2012	4.4	Valence	4.4
2012	4	Algeciras	4
2012	2.7	Gloa Tauro	2.7
2012	2.5	Durban	2.5
2012	2.4	Le Havre	2.4
2012	2.1	Sydney	2.1
2012	1.9	Manzanillo	1.9
2012	1.8	Callao	1.8
2012	1.8	TangerMed	1.8
2012	1.7	Barcelona	1.7
2013	33	Shanghai	33
2013	32	Singapour	32
2013	23.2	Shenzhen	23.2
2013	22.3	Hong Kong	22.3
2013	17.6	Busan	17.6
2013	6.7	Long Beach	6.7
2013	4.3	Algeciras	4.3
2013	4	Gloa Tauro	4
2013	3	Gloa Tauro	3
2013	2.8	Colon	2.8
2013	2.6	Durban	2.6
2013	2.5	Tanger Med	2.5
2013	2.4	Le Havre	2.4
2013	2	Zeebrugge	2
2013	1.7	Barcelona	1.7
2014	35	Shanghai	35
2014	34	Shenzhen	34
2014	24	Hong Kong	24
2014	22.2	Hong Kong	22.2
2014	19.5	Ningbo	19.5
2014	9.3	Los Angeles	9.3
2014	4.5	Algeciras	4.5
2014	4.4	Valence	4.4
2014	3	Tanger Med	3
2014	2.9	Sunbaya	2.9
2014	2.9	Gloa Tauro	2.9
2014	2.7	Nanjing	2.7
2014	2.6	Durban	2.6
2014	2.5	LeHavre	2.5
2014	2	Zeebrugge	2
2014	1.9	Barcelona	1.9
2015	43.5	Shanghai	43.5
2015	36.8	Singapore	36.8
2015	28.7	Ningbo-Zhoushan	28.7
2015	26.5	Shenzhen	26.5
2015	23.1	Guangzhou	23.1
2015	9.8	Tanjung Pelepas	9.8
2015	7.2	Ho Chi Minh	7.2
2015	5.77	Tanger Med	5.77
2015	5.6	Yingkou	5.6
2015	5.43	Piraeus	5.43
2015	5.41	Valencia	5.41
2015	5.1	Algeciras	5.1
2015	4.1	Santos	4.1
2015	3.3	Nanjing	3.3
2015	2.9	Houston	2.9
2015	2.7	Durban	2.7
2015	1.7	Montreal	1.7

WEST AMERICA
11 ports
3 countries

EUROPE
59 ports
17 countries

ASIA & MIDDLE EAST
33 ports
15 countries

WEST AFRICA
32 ports
19 countries

SOUTH AMERICA
19 ports
8 countries

Weekly Connectivity
+180 Ports
+70 Countries
+5 Continents

Exceptional and multimodal capacities

Containers	9 000 000
Passengers	7 000 000
Trucks	700 000
Vehicles	1 000 000

Traffic 2020

Containers	5 771 221
Passengers	701 599
Trucks	357 331
Vehicles	358 175

- Port of transshipment for the last generation mega-ships
- Distribution of container traffic in tonnage by geographical area

AFRICA	ASIA	EUROPE	TRANSATLANTIC
36%	18%	35%	11%

COVID 19

TANGER MED REMAINS FULLY OPERATIONAL

- **PORT SERVICES OPERATIONAL: HARBORMASTER'S, PILOTAGE, TOWING OR MOORING, IN ORDER TO ENSURE MARITIME CALLS IN THE BEST CONDITIONS**
- **PORT ACTIVITIES OPERATIONAL: INCLUDING IMPORT/EXPORT AND TRANSshipment CONTAINER TRAFFIC, IMPORT/EXPORT TRUCK FLOW, AND LIQUID/SOLID BULK TRAFFIC, ALL IN COMPLIANCE WITH THE CURRENT GUIDELINES.**
- **THE PORT COMMUNITY IS MOBILISED :**
TO SERVE THE IMPORT-EXPORT FLOWS TO MEET MOROCCO'S NEEDS SUCH AS AGRI-BUSINESS, CHEMICAL AND PHARMACEUTICAL PRODUCTS
TO CONTINUE THE SUPPLY CHAINS FOR VITAL PRODUCTS BETWEEN AFRICA AND THE EUROPEAN UNION
TO REINFORCE THE TRANSshipment FOR WORLD TRADE
- **ENHANCING OUR PORT COMMUNITY SYSTEM TO OFFER DIGITAL AND CONTACTLESS SOLUTIONS**





AFRICAN
PORTS

**TASK
FORCE**



Initiated by Tanger Med on July 2019, the African Ports Task Force “AFTP” is a cooperation working group of African Ports that aims to create value added through knowledge and experience sharing.

Strategic Orientations

The APTF offers an opportunity to African Ports in implementing best practices, through comprehensive strategic orientations:

- Contribute to the implementation of sustainable development policies
- Connecting ports with International Business network
- Promote African ports business activities and initiatives

Missions

- Support African ports development through enhancing knowledge sharing.
- Contribute to the development of ports communication strategies, through guidance to implement international marketing best practices
- Empower partnerships between the ports community in Africa and with international business network.

Objectives

- Develop a dedicated platform for knowledge sharing and capacity building that focuses on research, capacity building and best practices
- Facilitate partnership and networking among ports in Africa and promote joint initiatives at the continental and global levels;
- Facilitate the mentoring of ports through training sessions addressing ports challenges

➤ APTF ACTIVITIES/SERVICES

MAJOR TOPICS

- ✓ African Ports in the fight against Covid-19
- ✓ Digitization and efficiency of African Ports
- ✓ African Ports and hinterland connectivity
- ✓ African Ports congestion: Determinants, impacts on logistics and supply chain
- ✓ Trade facilitation and main challenges of the AfCFTA

SERVICES/ACTIVITIES PROVIDED

APTF Training and Capacity Building

Organization of webinars/workshops sessions for African ports authorities

APTF Knowledge Center/Projects

Sharing expertise and experiences enabling better connectivity between the ports community

APTF Get together

The get together activities aim to provide the African ports representatives the opportunity to develop networking, build strong partnerships and alliances, and connect with international organizations, consultants and experts.

MAIN APTF PARTNERS



TANGER MED

www.tangermed.ma