



UNCTAD Communication and Information Unit (CIO/OSG)

Online Meetings Registration – Quick Start Guide

GETTING STARTED WITH INDICO ONLINE REGISTRATION IN 2 STEPS:

Please use the following browsers: **Google chrome, Mozilla Firefox and Safari**


NOTE: Please keep your passport at hand while filling in the form. Your personal data **must** match the details in your passport or identification document.

PHOTOGRAPH: You **must** upload a recent passport style (head and shoulders) photograph either from your files or taken from the computer system camera (JPG).

1. Create an Indico account
2. Register for a meeting with your Indico account
3. How to modify your profile

1. Create an Indico account

- (a) Go to the UNCTAD website (<http://reg.unog.ch>)
- (b) Go to the right top corner and click on **Login** to create an Indico account



You cannot register without a user account

Please log in if you have an account, or create a new one.

Log in to Indico

Login

Username (email)

Password

[Reset password](#)

[Re-send account activation Email](#)

Create

If you don't have an account, you can

Beware! This is not a conference registration form but an **Indico account** creation.

Kindly click on **CREATE A NEW ACCOUNT!**

To create a new user please fill in the following form. You must enter a **valid email** address that is not already in use in INDICO. After the submission of your personal data, an email will be sent to you.


You will be able to use your account only after you activate it by clicking on the link inside the e-mail.

If this does not work, (because of internet explorer), kindly copy the link and paste it on Google chrome, Mozilla Firefox and Safari, this action will activate your account.

Creating a new Indico user

To create a new user please fill in the following form.
 You must enter a valid email address that is not already in use.
 After the submission of your personal data, an email will be sent to you.
 You will be able to use your account only after you activate it by clicking on the link inside the email.

Beware! This is not a conference registration form but an Indico account creation.

Personal data	Account data
<p>* Email <input type="text"/></p> <p>Title Mr. <input type="text"/></p> <p>Gender Male <input type="text"/></p> <p>* Family name <input type="text"/></p> <p>* First name <input type="text"/></p> <p>* Institution <input type="text"/></p> <p>* BirthDate <input type="text"/></p> <p>* Language English <input type="text"/></p> <p>Address <input type="text"/></p> <p>Telephone number <input type="text"/></p> <p>Fax number <input type="text"/></p> <p>Passport ID <input type="text"/></p> <p>Passport Origin --- Please select a country --- <input type="text"/></p> <p>Passport Expire <input type="text"/></p> <p>My Timezone UTC <input type="text"/></p> <p>Display Timezone Event Timezone <input type="text"/></p>	<p>* Login <input type="text"/></p> <p>* Password <input type="text"/></p> <p>* Confirm Password <input type="text"/></p> <p> <input type="checkbox"/> Length of at least 8 characters <input type="checkbox"/> Contains uppercase and lowercase letters <input type="checkbox"/> Contains numbers <input checked="" type="checkbox"/> Doesn't contain spaces <input checked="" type="checkbox"/> Doesn't contain personal information <input checked="" type="checkbox"/> Doesn't contain common password words <input checked="" type="checkbox"/> Passwords match </p> <p><input type="checkbox"/> I'm not a robot </p> <p style="text-align: center;">Please note that fields marked with * are mandatory.</p> <p style="text-align: center;"><input type="button" value="confirm >"/></p>

(c) Once your account creation is in the system you will be notified by e-mail.

United Nations Office at Geneva - Accreditation System

English

Dear Mme. ██████████

you have created a new account on the UNOG Accreditation System.

In order to activate your account and proceed to the conference registration area, kindly click on the following activation link:

Activation link

Best regards,

The UNOG Accreditation Team

Français

Cher(e) Mme. ██████████

vous avez créé un nouveau compte sur le système d'accréditation de l' ONUG.

Pour activer votre compte et procéder à la page d'enregistrement de la conférence, veuillez cliquer sur le lien d'activation suivant:

Activation link

Merci et meilleures salutations,

L'équipe d'accréditation ONUG.

Español

Estimado Mme. ██████████

Ha creado una nueva cuenta de usuario en el sistema de acreditación de la ONUG.

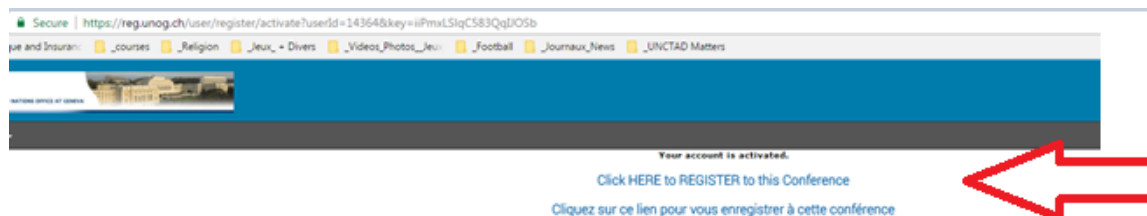
Para activar la y acceder a la zona de inscripción a la conferencia, por favor haga clic en el siguiente enlace de activación:

Activation link

Atentamente,

El equipo de acreditación de la ONUG

Address: Palais des Nations, 1211 Geneva 10, Switzerland.



Once, you have activated your Indico account, you are ready to start the registration process by logging on the calendar of meetings and register to the meeting.

(d) Ask your teacher to provide you the link to register for the session

Lycée Meaux

17 May 2017
 Palais des Nations
Europe/Zurich timezone

Registration
 Digital Recordings
 Guidelines (Eng)

Palais des Nations (MAP HERE)
 Room XXVII
 Geneva, Switzerland

Starts 17 May 2017 15:00
Ends 17 May 2017 18:00
 Europe/Zurich

Search

Coordinator in the
 substantive division
 monica.morrice@un.org

Registration for this event is now open
Deadline: 17 May 2017

Register now

(d) click on **Register now**

Register you

2. Register for a meeting with your Indico account

Once logged in with your credentials, a registration form will open up containing the personal information section, representation type, session(s) and other relevant information.

(a) Fill in the form and click on **Register**.

Tips:

- Avoid using more than one e-mail account
- *Registration online is mandatory in order to be included on the list of participants.*

Personal Data

Please upload an ID photo (head and shoulders)

Picture * Koala.jpg "

Passport ID *

Passport Origin *

Passport Expiry date * DD/MM/YYYY

Gender *

Title *

First Name *

Surname *

Birth Date * DD/MM/YYYY
Please enter your birthday DD/MM/YYYY

Address
Please enter your professional work address.

City *
The city in which the organization where you work is based.

Country *
The country in which the organization where you work is based.

Phone (+41) 123 45 6789

Fax (+41) 123 45 6789

Email *

Website

Job title *

Representation Type

Representative of governments, ngo ...

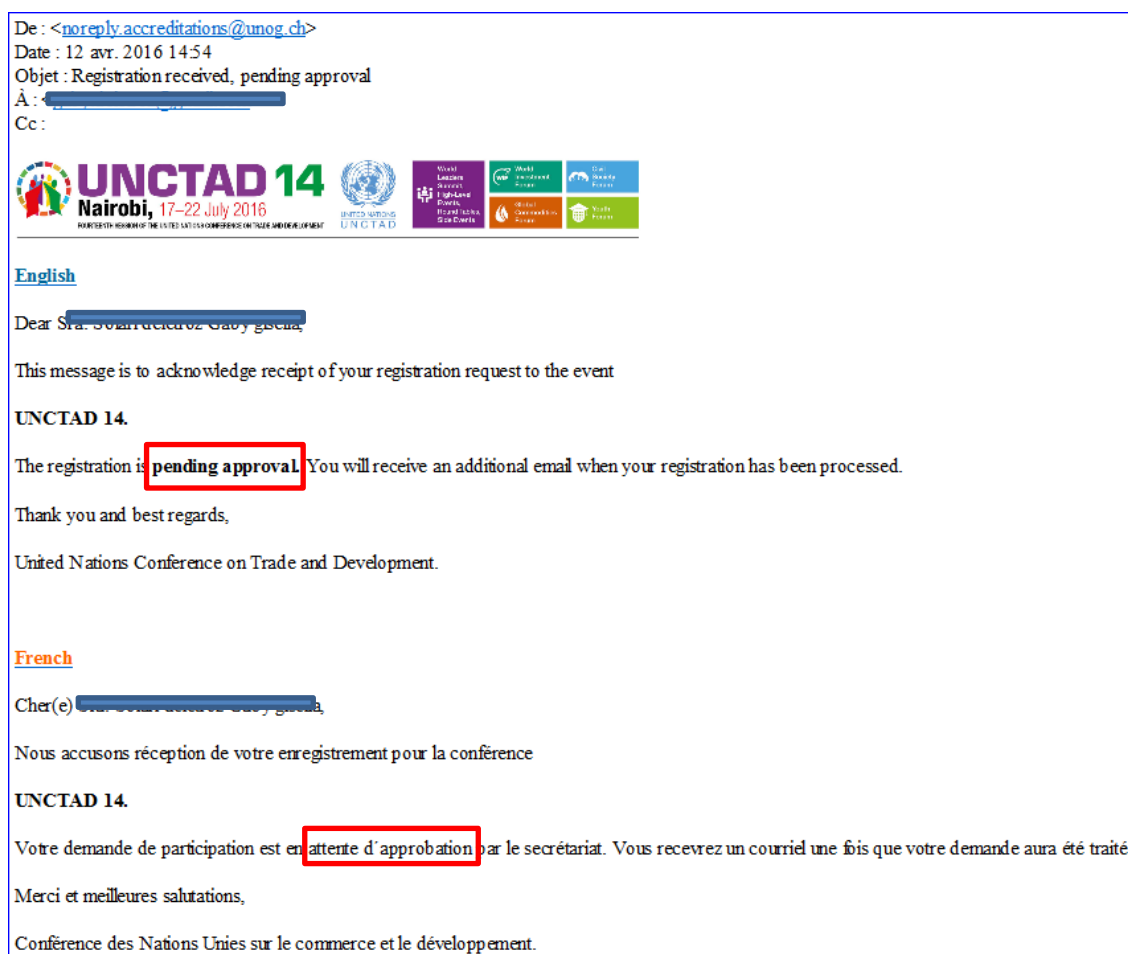
Representation Type *

Organisation Name *

Note: For security reasons, your personal data will have to match the details on your passport.

In Representation Type select Academia
In Organisation Name: *[type the name of your institution as received by email]*

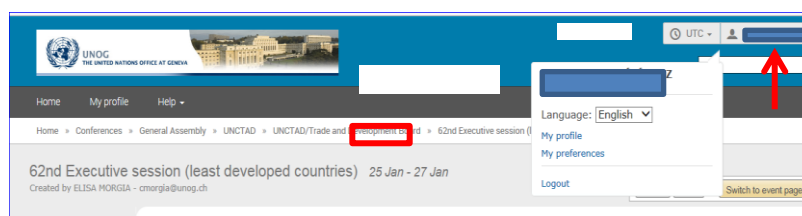
(b) You will be notified by e-mail that your registration is **pending of approval**.



(c) Once the site administrator has process your registration request, you will be notified by e-mail.

3. How to edit your Profile

(a) On the top right corner, under user account drop-down, click on **My profile**.



(b) Under **Account Details**, you can edit your personal details as well as your password.

