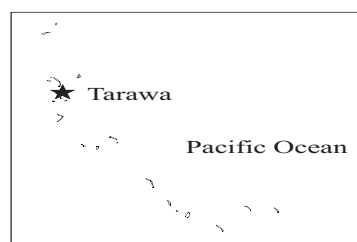


Kiribati



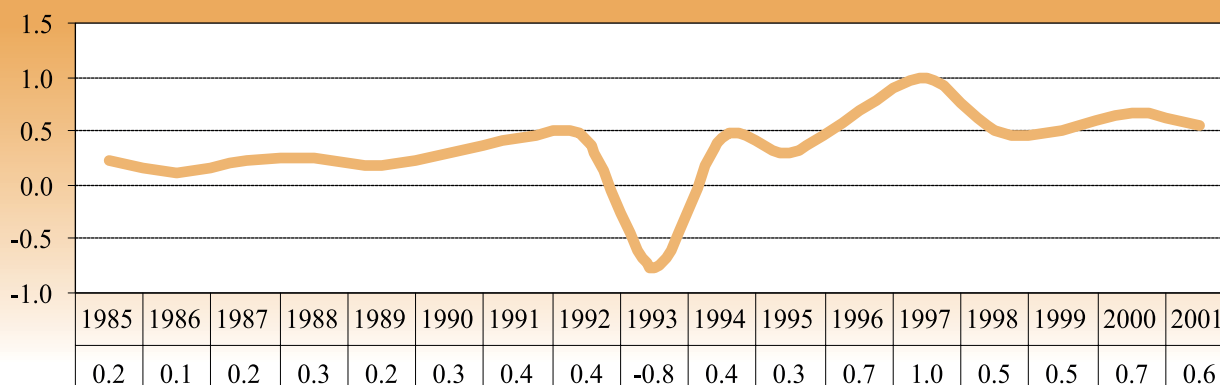
Area ('000 km²):		0.7
Population (millions):	2001	0.1
Capital city:		Tarawa
Official language:		English
Currency:		Australian dollar
Exchange rate (period average):	2000	\$A1.72483=\$1
GDP in current prices (millions of dollars):	2000	43.1
Exports of goods and services (millions of dollars):	1994	23.7
Imports of goods and services (millions of dollars):	1994	44.5
Official development assistance (millions of dollars):	2000	14.8
External debt (millions of dollars):

Inward FDI: geographical breakdown, by source (Millions of dollars)

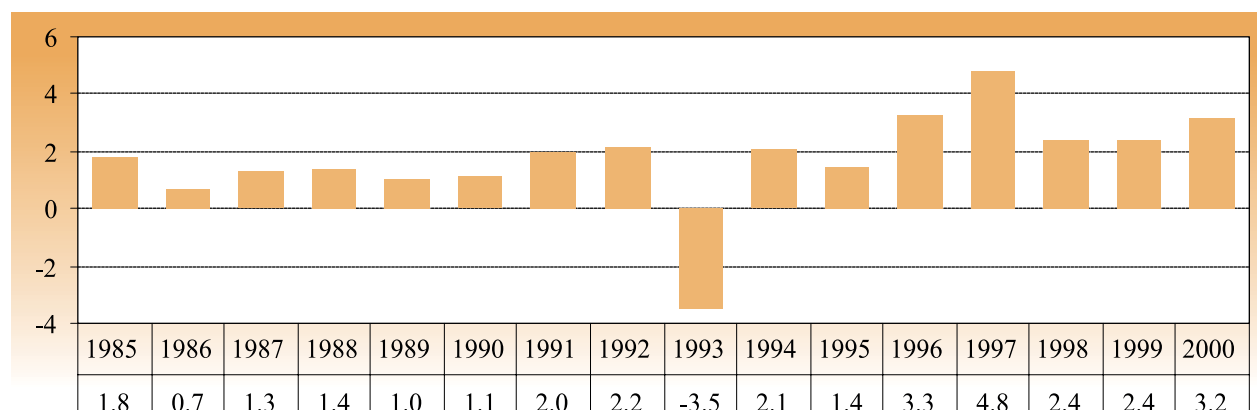
Region/economy	Inflows	Year	Inward stock	Year
Japan	0.04 ^a	1993	0.04 ^a	2000

^a Approval/notified data.

FDI inflows, 1985-2001 (Millions of dollars)



FDI inflows as a percentage of gross fixed capital formation, 1985-2000



Largest cross-border M&A deals, 1987-2001

Acquired company	Industry	Acquiring company	Home economy	Value (\$ million)	Year
Bank of Kiribati ^a	Security brokers, dealers and flotation companies	ANZ Banking Group Ltd	Australia	..	2001

^a Privatization.

DTTs, 1 January 2001

Economy	Date of signature
Australia	25 March 1991
Denmark	18 November 1954
Norway	18 May 1955
Sweden	19 January 1972
United Kingdom	10 May 1950

Largest foreign affiliates, 2001

Company	Home economy	Industry	Sales (\$ million)	Employment	Year of establishment
Bank of Kiribati Ltd.	Australia	State commercial banks

Other relevant information

- **Membership of relevant international agreements as of June 2002:** None
- **Address and website of investment promotion agency:** Foreign Investment Commission
Ministry of Commerce, Industry and Tourism, P.O.Box 510, Betio, Tarawa
Tel: (686) 26 157/8; Fax: (686) 26 233
- **Fortune Global 500 investors:** None
- **Member of WAIPA as of June 2002:** Yes