

# Liberia



Area ('000 km <sup>2</sup> ):		111.4
Population (millions):	2001	3.1
Capital city:		Monrovia
Official language:		English
Currency:		Liberian dollar
Exchange rate (period average):	2001	L\$49.89=\$1
GDP in current prices (millions of dollars):	2000	883.2
Exports of goods and services (millions of dollars):	2000	55.0
Imports of goods and services (millions of dollars):	2000	170.0
Official development assistance (millions of dollars):	2000	23.8
External debt (millions of dollars):	2000	2 032

## Inward FDI: geographical breakdown, by source

(Millions of dollars)

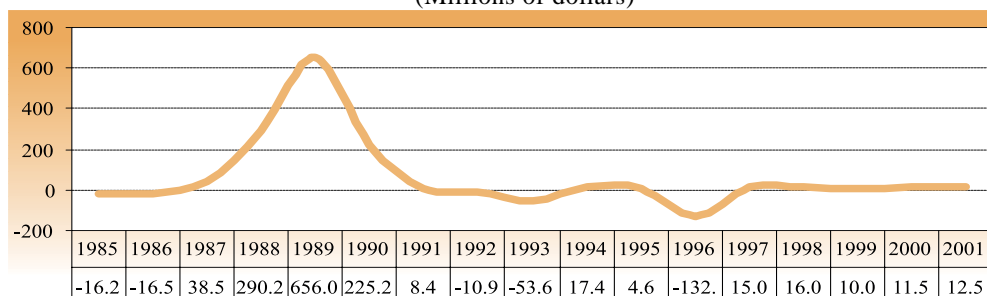
Region/economy	Inflows	Year	Inward stock	Year
<b>Developed economies</b>				
Belgium/Luxembourg	223.9	2000	..	..
France	9.6	1999	..	..
Japan	119.7 <sup>a</sup>	2001	11 345.6 <sup>a</sup>	2000
Germany	..	..	158.7	1999
Sweden	-9.5	1995	..	..
United Kingdom	..	..	112.5	1994
United States	2.0	2000	241.0	2000
<b>Developing economies</b>				
<b>Asia</b>				
China	3.6	1993	7.4 <sup>b</sup>	1995
Malaysia	2.1	1997	4.5	1999
Taiwan Province of China	12.5	1999	124.2 <sup>b</sup>	1998
<b>Central and Eastern Europe</b>				
Croatia	0.7	1999	..	..
Latvia	..	..	129.5	1999
Slovenia	..	..	18.2	1998

<sup>a</sup> Approval/notified data.


<sup>b</sup> Approval data.

## FDI inflows, 1985-2001

(Millions of dollars)

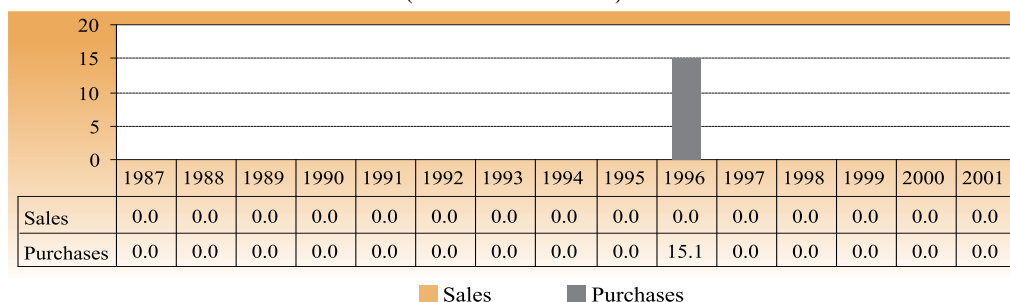


## FDI inflows as a percentage of gross fixed capital formation, 1985-2000<sup>a</sup>



<sup>a</sup> Data for gross fixed capital formation are not available from 1987 onwards.

### Cross-border M&As, sales and purchases, 1987-2001 (Millions of dollars)



### Largest cross-border M&A deals, 1987-2001

Acquired company	Industry	Acquiring company	Home economy	Value (\$ million)	Year
Liberian Free Holdings SA	Deep sea foreign transportation of freight	Vernicos Yachts Shipping SA	Greece	..	2001

### BITs, 1 January 2002

Economy	Date of signature
Belgium/Luxembourg	5 June 1985
France	23 March 1979
Germany	12 December 1961
Switzerland	23 July 1963

### DTTs, 1 January 2002

Economy	Date of signature
Germany	25 November 1970
Sweden	29 April 1969
United States	23 October 1987

### Largest foreign affiliates, 2001

Company	Home economy	Industry	Sales (\$ million)	Employment	Year of establishment
Gas Diana Transport Inc.	Japan	Sea freight transport	48.6 <sup>a</sup>	..	1976
Dia Maritime Inc.	Japan	..	20.8 <sup>a</sup>	..	1989
Gas Asia Shipping Inc.	Japan	Sea freight transport	7.2 <sup>a</sup>	-	..
Laurel Shipping Corp.	Japan	Sea freight transport	5.5 <sup>b</sup>	-	1973
T.S. Central Shipping Co., Ltd.	Japan	Sea freight transport	5.4 <sup>a</sup>	3	1978
Naiad Shipping Co., Ltd.	Japan	Sea freight transport	3.4 <sup>b</sup>	-	1989
Scorpa Pranedyia Maritime, Inc.	Japan	Sea freight transport	2.8 <sup>c</sup>	..	1979
Scorpa Pranedyia Tanker, Inc.	Japan	Sea freight transport	2.5 <sup>c</sup>	..	1979
Rioship Co., Ltd.	Japan	Sea freight transport	1.5 <sup>b</sup>	-	1973
Salt Marine Inc.	Japan	Sea freight transport	-	4	1978
Monc Liberia, Inc.	Japan	Sea freight transport	..	4	1996
Transpacific Marine Inc.	Japan	Sea freight transport	..	4	1996
Atlantic Spirit Shipping Inc.	Japan	Sea freight transport	..	3	1997
Interocean Car Carriers Inc.	Japan	Sea freight transport	..	3	1990
Overseas Car Carriers Inc.	Japan	Sea freight transport	..	3	1989
World Car Carrier Inc.	Japan	Sea freight transport	..	3	1988
Mol-Nic Transport Ltd.	Japan	Financing	..	-	1989
Golden Sea Carrier Inc.	Japan	Sea freight transport	..	..	1994
Modex Liberia, Inc.	Japan	Sea freight transport	..	..	1986
Solar Shipholding Corp.	Japan	..	..	..	1992
Ace Navigation Inc	Japan	Sea freight transport	..	..	..
Cm Pacific Maritime Corporation	Japan	Sea freight transport	..	..	..
Escravos Fso Inc	Japan	Sea freight transport	..	..	..
F Corporation Ltd	Japan	Sea freight transport	..	..	..
Graciela Shipping Inc	Japan	Sea freight transport	..	..	..
Lepta Shipping Company Ltd	Japan	Sea freight transport	..	..	..
Orient Gas Transport	Japan	..	..	..	..
Buccimazza Industrial Works Corporation Ltd	Italy	..	..	..	..
Royal Maritime Corp.	Japan	Sea freight transport	.. <sup>d</sup>	..	1989

a Data refer to December 1999.

b Data refer to June 2000.

c Data refer to March 1999.

d Data refer to the sales of whole Royal group including Macro Ocean (Liberia).

### Other relevant information

- **Membership of relevant international agreements as of June 2002:** ICSID, MIGA (in the process of fulfilling membership requirements).
- **Address and website of investment promotion agency:** National Investment Agency  
B. P. 9043 Monrovia; Tel: (231) 22 5163
- **Fortune Global 500 investors:** Marubeni, Mitsui, Nissho Iwai, Mitsubishi, Nissan.
- **Member of WAIPA as of June 2002:** No