

# Myanmar



Area ('000 km <sup>2</sup> ):		676.6
Population (millions):	2001	48.4
Capital city:		Yangon
Official language:		Burmese
Currency:		Kyat
Exchange rate (period average):	2001	Kt6.7706=\$1
GDP in purchasing power parity (millions of dollars):	2000	12 905.7
Exports of goods and services (millions of dollars):	2000	2 145.3
Imports of goods and services (millions of dollars):	1999	2 426.0
Official development assistance (millions of dollars):	2000	68.1
External debt (millions of dollars):	2000	6 046

## Inward FDI: geographical breakdown, by source<sup>a</sup>

(Millions of dollars)

Region/economy	Inflows	Year	Inward stock	Year
<b>TOTAL WORLD</b>	7 413.8	2002	7 736.2	1998
<b>Developed economies</b>	2 599.9	2002	3 939.3	1998
<b>European Union</b>	2 214.1	2002	2 161.4	1998
Austria	72.5	2002	72.5	1998
Denmark	13.4	2002	13.4	1998
France	470.4	2002	470.4	1998
Germany	15.0	2002	15.0	1998
Netherlands	238.8	2002	237.8	1998
United Kingdom	1 404.0	2002	1 352.3	1998
<b>North America</b>	88.8	2002	1 390.1	1998
Canada	59.8	2002	37.8	1998
United States	582.1	2002	582.1	1998
<b>Other developed economies</b>	297.1	2002	387.8	1998
Australia	82.1	2002	82.1	1998
Israel	2.4	2002	2.4	1998
Japan	212.6	2002	209.4	1998
<b>Developing economies</b>	4 260.8	2002	3 796.9	1998
<b>Latin America and the Caribbean</b>	29.1	2002	30.5	1998
Panama	29.1	2002	30.5	1998
<b>Asia</b>	4 231.7	2002	3 766.4	1998
Bangladesh	3.0	2002	3.0	1998
China	64.2	2002	29.3	1998
Cyprus	5.3	2002		
Hong Kong, China	149.8	2002	121.3	1998
India	4.5	2002		
Indonesia	241.5	2002	236.4	1998
Macau	4.4	2002	2.4	1998
Malaysia	598.5	2002	587.2	1998
Philippines	146.7	2002	6.7	1998
Republic of Korea	156.1	2002	96.3	1998
Singapore	1 566.6	2002	1 445.8	1998
Sri Lanka	1.0	2002	1.0	1998
Thailand	1 290.2	2002	1 237.2	1998

## Inward FDI: industrial breakdown<sup>a</sup>

(Millions of dollars)

Sector/industry	Inflows	Year	Inward stock	Year
<b>TOTAL</b>	7 413.8	2002	7 736.2	1998
<b>Primary</b>	3 200.3	2002	..	..
Agriculture, hunting and forestry	317.7	2002		
Mining, quarrying and petroleum	2 882.5	2002	..	..
<b>Secondary</b>	1 590.9	2002	..	..
<b>Tertiary 1</b>	525.2	2002	..	..
Construction	37.8	2002		
Hotels and restaurants	1 059.7	2002	..	..
Transport, storage and communications	283.3	2002	..	..
Real estate activities	1 218.3	2002	..	..
Other services	23.7	2002	..	..
<b>Unspecified</b>	1 097.4	2002	..	..

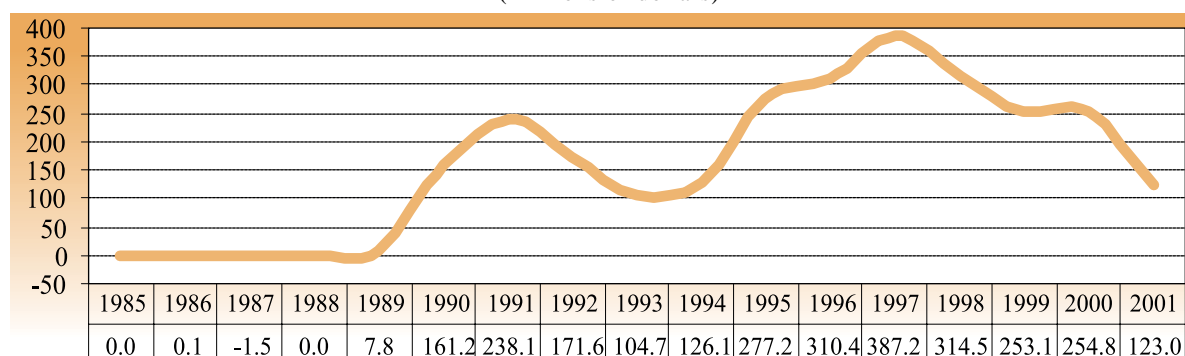
<sup>a</sup> Approval data.

<sup>b</sup> As of June 2002.

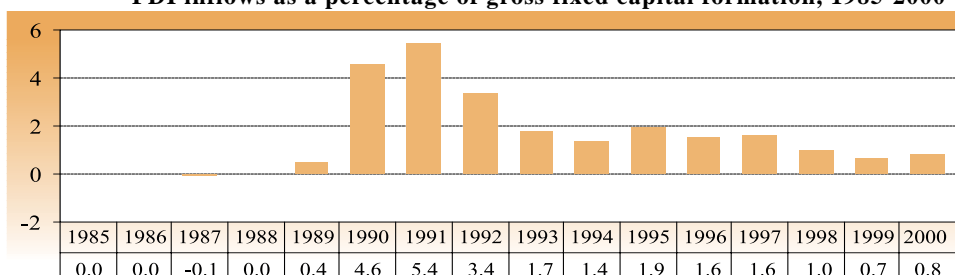
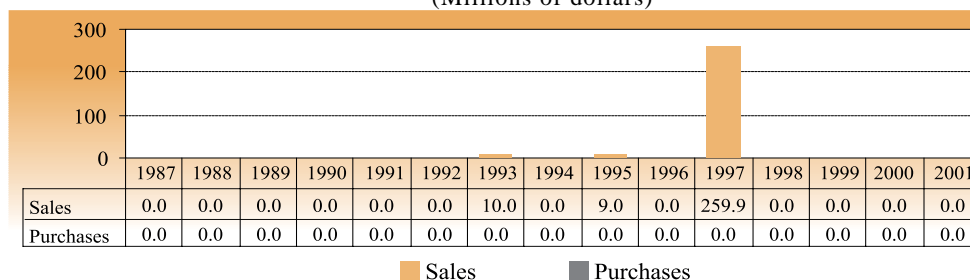
<sup>a</sup> Approval data.  
<sup>b</sup> As of June 2002.

## FDI inflows, 1985-2001

(Millions of dollars)



## FDI inflows as a percentage of gross fixed capital formation, 1985-2000

Cross-border M&As, sales and purchases, 1987-2001  
(Millions of dollars)

## Largest cross-border M&amp;A deals, 1987-2001

Acquired company	Industry	Acquiring company	Home economy	Value (\$ million)	Year
Texaco Inc-Yetagun Natural <sup>a</sup>	Oil and gas field exploration services	Premier Oil PLC	United Kingdom	259.9	1997
Myanmar Airways (Myanmar) <sup>b</sup>	Air Transportation and Shipping	Investor Group	Singapore	10.0	1993
Air Mandalay (Techmat Holdings) <sup>c</sup>	Air Transportation and Shipping	Kemayan Synergy (Kemayan Corp)	Malaysia	7.2	1995
FairPrice Intl (NTUC FairPrice) <sup>d</sup>	Investment and Commodity Firms	Singapore Investment Corp	Singapore	1.8	1995
Premier Cnsltd-Myanmar Op	Oil and Gas; Petroleum Refining	Investor Group	United States	..	1991
Premier Oil-Yetagun Gas Field <sup>e</sup>	Crude petroleum and natural gas	Petronas Carigali Overseas Sdn	Malaysia	..	1997
TOTAL-Myanmar Tract	Oil and Gas; Petroleum Refining	Unocal Corp	United States	..	1993
Unocal Canada Corp-Block 'F'	Oil and Gas; Petroleum Refining	PTT Exploration and Production	Thailand	..	1991

<sup>a</sup> The ultimate parent company is based in the United States.<sup>b</sup> Privatization.<sup>c</sup> The ultimate parent company is based in Malaysia.<sup>d</sup> The ultimate parent company is based in Singapore.<sup>e</sup> The ultimate parent company is based in United Kingdom.

## BITs, 1 January 2002

Economy	Date of signature
China	12 December 2001
Lao People's Democratic Republic	30 May 2001
Philippines	17 February 1998

## DTTs, 1 January 2002

Economy	Date of signature
Malaysia	9 March 1998
Singapore	23 February 1999
United Kingdom	13 March 1950

## Largest foreign affiliates, 2001

Company	Home economy	Industry	Sales (\$ million)	Employment	Year of establishment
Myanmar Toyota Tsusho Co., Ltd.	Japan	Trading	84.6 <sup>a</sup>	9	1995
Myanmar Megasteel Industries Ltd.	Japan	Manufacturing Industries	11.0 <sup>b</sup>	120	1996
Myanmar Securities Exchange Centre	Japan	Securities	2.6 <sup>b</sup>	..	1996
Chiyoda & Public Works Co., Ltd.	Japan	..	2.1	11	1997
M.R.H. Development Co., Ltd.	Japan	Manufacturing Industries	0.8 <sup>b</sup>	71	1999
Nippo Myanmar Co., Ltd.	Japan	Manufacturing Industries	..	130	1995
Myanmar Sai Steel Industry Co., Ltd.	Japan	Manufacturing Industries	..	93	1997
Exe Design Myanmar Co., Ltd.	Japan	..	..	88	1998
TTAS Co., Ltd.	Japan	Cars and other motor vehicles	..	74	1996
Myanmar Suzuki Motor Co., Ltd.	Japan	Cars and other motor vehicles	..	57	1998
MARS International Co., Ltd.	Japan	Manufacturing Industries	..	56	1997
Myanmar Nissan Co., Ltd.	Japan	Cars and other motor vehicles	..	52	1996
SAI Travel Service (Myanmar) Co., Ltd.	Japan	Travel	..	20	1993
Myanmar Nusantara Trading Ltd	Singapore	Vehicle Supplies And New Parts	..	11	..
Shwethazin Super Soap Co., Ltd.	Japan	Manufacturing Industries	..	5	1997
The Nippo (Yangon) Co., Ltd.	Japan	Trading	..	4	2000
Golden Hill Tower Ltd.	Japan	..	..	0	1997
Exe-Sakura Myanmar Co., Ltd.	Japan	..	..	..	1995
Myanmar Thiripyitsaya Sakura Co., Ltd.	Japan	Hotel	..	..	1995
Myanmar Brewery Ltd.	Singapore	Malt beverages	..	..	1995
Mynamar Kuok Oils & Grains Ltd	Singapore	Nondurable Goods nec	..	..	..
Sgs (Myanmar) Limited	Switzerland	Commercial Econ/Socio/Educ Research	..	..	..
Myanmar Jardine Schindler Ltd	Switzerland	..	..	..	..

<sup>a</sup> Data refer to March 1999.<sup>b</sup> Data refer to March 2000.

## Other relevant information

- **Membership of relevant international agreements as of June 2002:** MIGA, TRIMs, GATS, TRIPS.
- **Address and website of investment promotion agency:** The Office of Myanmar Investment Commission  
Ministry of National Planning and Economic Development; 653-691, Merchant Street, Pabedan Township-Yangon;  
Tel: (951) 241 918; Fax: (951) 282 101
- **Fortune Global 500 investors:** Sumitomo, Mitsui, Toyota Tsusho, Suzuki, Tomen.
- **Member of WAIPA as of June 2002:** No