

Malawi



Area ('000 km ²):		118.5
Population (millions):	2001	11.6
Capital city:		Lilongwe
Official language:		English
Currency:		Malawi Kwacha
Exchange rate (period average):	2001	MK62.3729=\$1
GDP in current prices (millions of dollars):	2000	1 696.6
Exports of goods and services (millions of dollars):	2000	416.6
Imports of goods and services (millions of dollars):	2000	661.0
Official development assistance (millions of dollars):	2000	269.2
External debt (millions of dollars):	2000	2 716

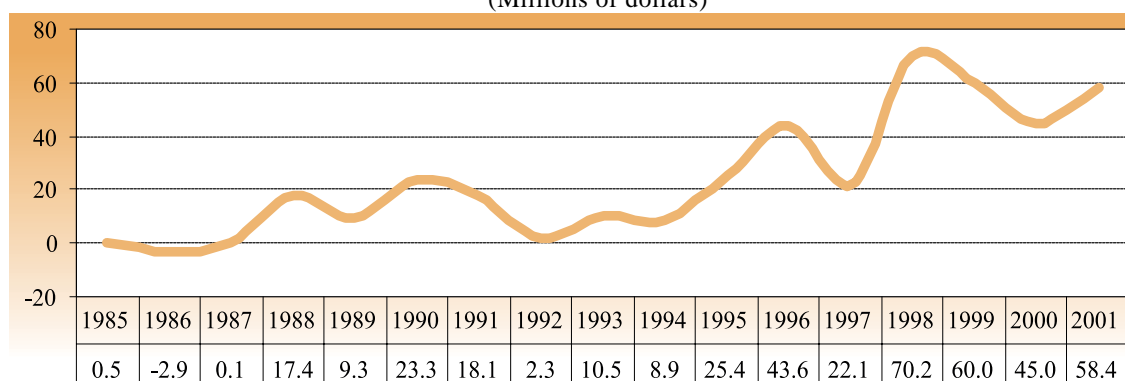
Inward FDI: geographical breakdown, by source

(Millions of dollars)

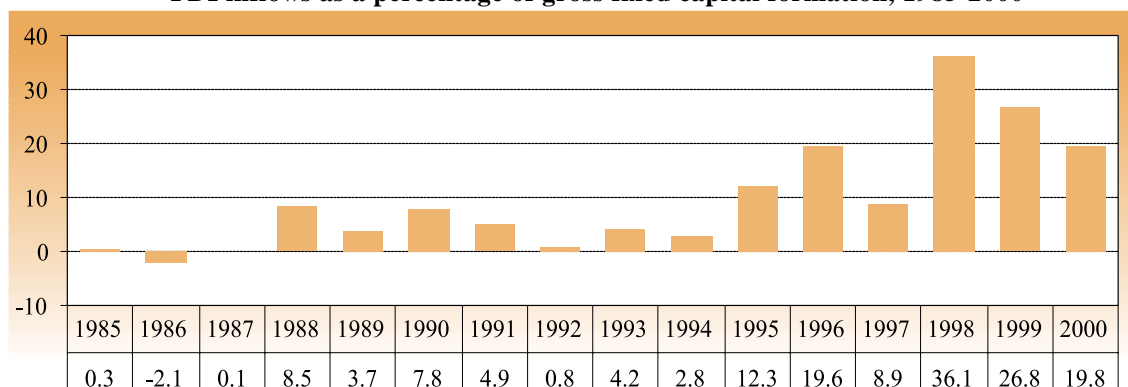
Region/economy	Inflows	Year	Inward stock	Year
Developed economies				
Belgium/Luxembourg	-0.3	1994
France	-0.5	1997
Portugal	0.006	1994
United Kingdom	16.0	1988	1 198.4	1994
United States	5.0	1995	40.0	2000
Developing economies				
Malaysia	0.4	1994	1.8	1998

FDI inflows, 1985-2001

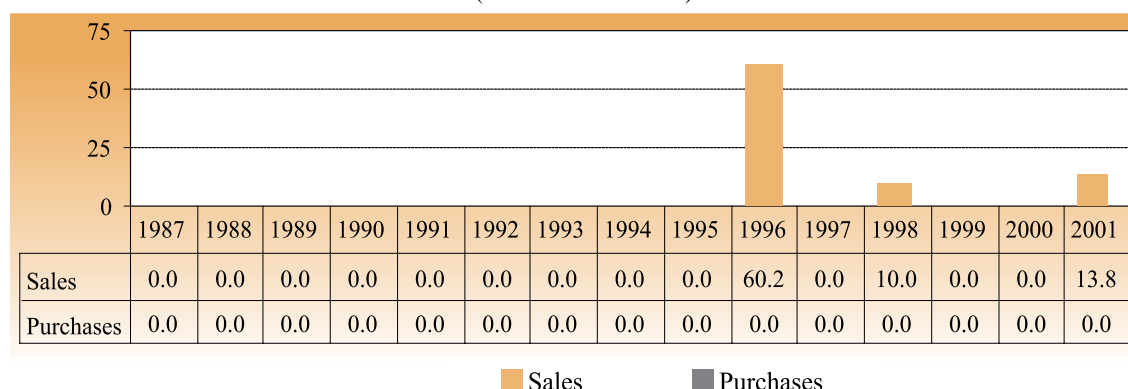
(Millions of dollars)



FDI inflows as a percentage of gross fixed capital formation, 1985-2000



Cross-border M&As, sales and purchases, 1987-2001 (Millions of dollars)



Largest cross-border M&A deals, 1987-2001

Acquired company	Industry	Acquiring company	Home economy	Value (\$ million)	Year
BHP Minerals Mali Inc (Broken) ^a	Mining	Randgold & Exploration Co. Ltd.	United States ^b	53.0	1996
Commercial Bank of Malawi ^c	State banks, member fed reserve	Standard Bank Invest Corp Ltd	South Africa	13.8	2001
Investment and Development Bank of Malawi	Investment & commodity firms, dealers, exchanges	Standard Bank Group Commonwealth Development Corp.	South Africa	10.0	1998
Portland Cement Co. (Malawi) ^c	Stone, clay, glass, and concrete products	Nampak Ltd.	South Africa	5.6	1996
Packaging Industries (Malawi) ^c	Paper and allied products		South Africa	1.6	1996
Centraleaf Ltd	Chewing and smoking tobacco and snuff	Monk-Austin Inc	United States	..	1993

^a The ultimate parent company is based in Australia.

^b The immediate home economy is South Africa.

^c Privatization.

BITs, 1 January 2002

Economy	Date of signature
Malaysia	5 September 1996
Taiwan Province of China	22 April 1995

DTTs, 1 January 2002

Economy	Date of signature
Denmark	18 January 1959
France	6 November 1963
Netherlands	8 June 1969
Norway	17 December 1963
South Africa	4 May 1971
Sweden	26 November 1954
Switzerland	4 May 1965
United Kingdom	26 November 1955

Largest foreign affiliates, 2001

Company	Home economy	Industry	Sales (\$ million)	Employment	Year of establishment
Business Machines Ltd. ^a	Denmark

^a Data refer to 1999.

Other relevant information

- **Membership of relevant international agreements as of June 2002:** ICSID, MIGA, TRIMs, GATS, TRIPS.
- **Address and website of investment promotion agency:** Malawi Investment Promotion Agency (MIPA) Aquarius House, First Floor, Private Bag 302, Lilongwe 3, Malawi
Tel: (265) 780-800; Fax: (265) 781-781; <http://mipa.malawi.net>
- **Fortune Global 500 investors:** None
- **Member of WAIPA as of June 2002:** No