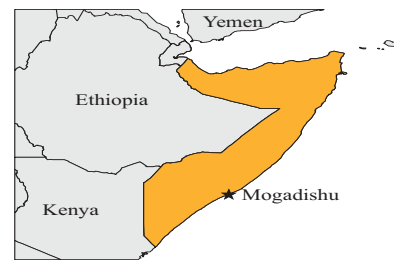


Somalia

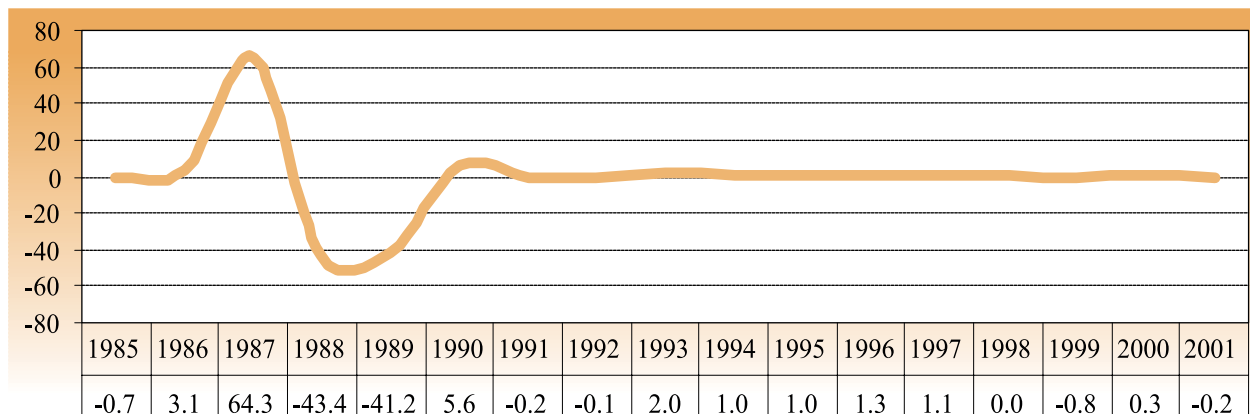


Area ('000 km²):		637.7
Population (millions):	2001	9.2
Capital city:		Mogadishu
Official language:		Somali and Arabic
Currency:		Somali Shilling
Exchange rate (period average):		..
GDP in current prices (millions of dollars):	2000	1 772.4
Exports of goods and services (millions of dollars):	1999	186.0
Imports of goods and services (millions of dollars):	1999	314.0
Official development assistance (millions of dollars):	2000	56.4
External debt (millions of dollars):	2000	2 562

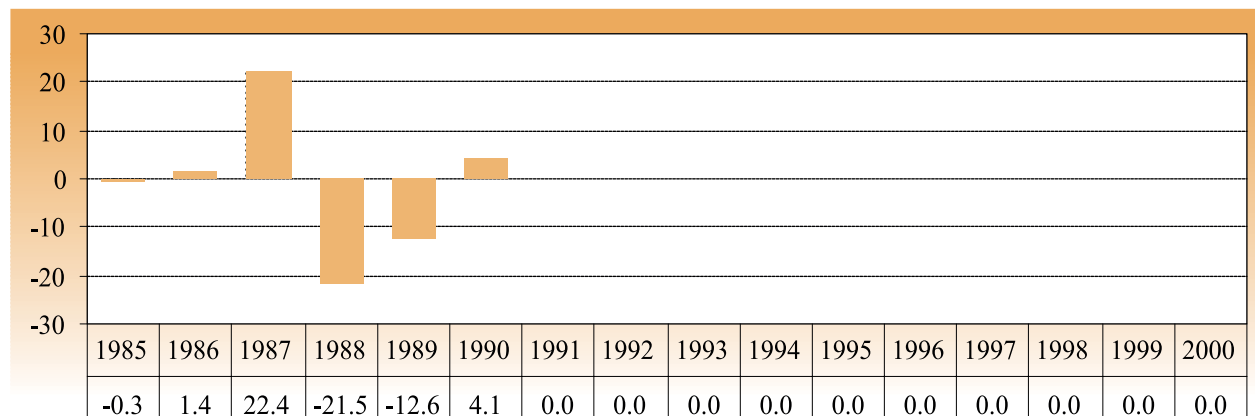
Inward FDI: geographical breakdown, by source (Millions of dollars)

Region/economy	Inflows	Year	Inward stock	Year
Belgium/Luxembourg	0.3	1990
United States	-8.0	1990	-1.0	1997

FDI inflows, 1985-2001 (Millions of dollars)



FDI inflows as a percentage of gross fixed capital formation, 1985-2000



Other relevant information

- **Membership of relevant international agreements as of June 2002:** ICSID
- **Address and website of investment promotion agency:** None
- **Fortune Global 500 investors:** None
- **Member of WAIPA as of June 2002:** No