

Cambodia



Area ('000 km²):		181.0
Population (millions):	2000	11.2
Capital city:		Phnom Penh
Official language:		Khmer
Currency:		Riel
Exchange rate (period average):	1999	CR3,807.8=\$1
GDP in current prices (millions of dollars):	1999	3,117.0
Exports of goods and services (millions of dollars):	1998	815.2
Imports of goods and services (millions of dollars):	1998	1,286.2
Official development assistance (millions of dollars):	1999	167.1
External debt (millions of dollars):	1998	2,210

Inward FDI: geographical breakdown, by source^a

(Millions of dollars)

Region/economy	Inflows	Year	Inward stock	Year
TOTAL WORLD	759.3	1997	4 534.4	1997
Developed economies	140.6	1997	788.8	1997
European Union	20.7	1997	292.1	1997
Belgium/Luxembourg	1.9	1997
France	0.7	1997	191.5	1997
Germany	0.1	1997	0.2	1997
Netherlands	13.5	1997
Portugal	1.4	1997	2.4	1997
Sweden	12.0	1997	12.0	1997
United Kingdom	6.4	1997	72.5	1997
Other Western Europe	6.0	1997
Switzerland	6.0	1997
North America	97.0	1997	446.7	1997
Canada	11.3	1997	53.2	1997
United States	85.8	1997	393.5	1997
Other developed economies	22.9	1997	44.0	1997
Australia	22.2	1997	31.7	1997
Israel	0.4	1997	0.4	1997
Japan	0.3	1997	11.9	1997
New Zealand	0.01	1997
Developing economies	618.7	1997	3 745.6	1997
Asia	618.7	1997	3 745.6	1997
Cambodia ^b	166.7	1997	1 028.2	1997
China	36.2	1997	105.7	1997
Hong Kong, China	72.3	1997	109.3	1997
India	0.3	1997
Indonesia	1.3	1997	41.1	1997
Macau	0.7	1997	0.7	1997
Malaysia	65.8	1997	1 720.4	1997
Republic of Korea	189.0	1997	196.1	1997
Singapore	15.1	1997	196.7	1997
Sri Lanka	0.3	1997
Taiwan Province of China	44.4	1997	223.1	1997
Thailand	27.3	1997	123.5	1997
Viet Nam	0.2	1997
Unspecified	0.03	1997

Inward FDI: industrial breakdown^a

(Millions of dollars)

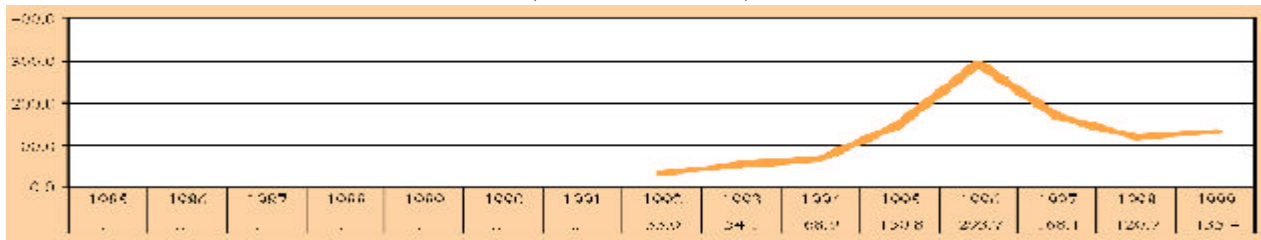
Sector/industry	Inflows	Year	Inward stock	Year
TOTAL	759.3	1997
Primary	61.4	1997
Agriculture, hunting, forestry and fishing	61.4	1997
Mining, quarrying and petroleum	5.0	1996
Secondary	531.5	1997
Unspecified secondary	3.6	1996
Food, beverages and tobacco	24.6	1997
Textiles, clothing and leather	114.4	1997
Wood and wood products	47.9	1997
Coke, petroleum products and nuclear fuel	111.7	1997
Chemicals and chemical products	1.8	1997
Rubber and plastic products	3.7	1997
Non-metallic mineral products	210.0	1997
Metal and metal products	0.4	1997
Machinery and equipment	2.2	1997
Electrical and electronic equipment	9.5	1996
Precision instruments	0.1	1996
Other manufacturing	14.7	1997
Tertiary	166.5	1997
Electricity, gas and water	0.5	1996
Construction	21.9	1997
Hotels and restaurants	40.1	1997
Transport, storage and communications	54.5	1997
Business activities	0.9	1995
Education	0.3	1996
Health and social services	0.4	1995
Community, social and personal service activities	0.9	1996
Other services	50.0	1997
Unspecified	-0.1	1996

^a Approval data.

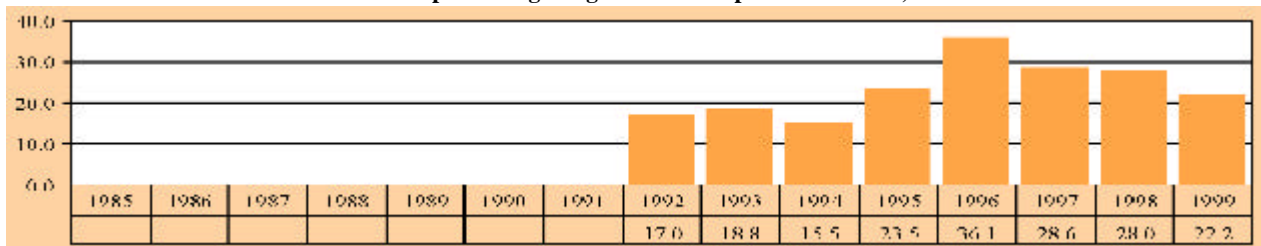
^a Approval data.

^b Investment by foreign companies in Cambodia.

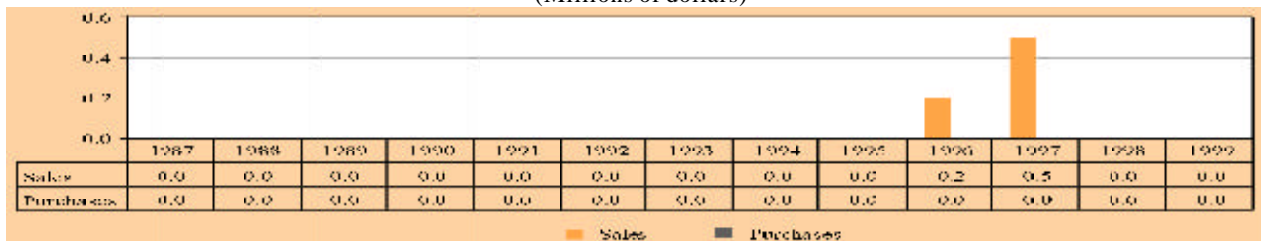
FDI inflows, 1985-1999
(Millions of dollars)



FDI inflows as a percentage of gross fixed capital formation, 1985-1999



Cross-border M&As, sales and purchases, 1987-1999
(Millions of dollars)



Largest cross-border M&A deals, 1987-1999

Acquired company	Industry	Acquiring company	Home economy (\$ million)	Value	Year
Regent College (Ariston)	Educational services	Melewar Academia Holdings	Malaysia	0.5	1997
Shanghai Mainland Construction	Construction firms	Low Keng Huat International	Malaysia	0.2	1996
Asbina Hotel and Property	Real estate; mortgage bankers and brokers	Alangka-Suka International Ltd.	Malaysia	..	1997
Low Keng Huat (Cambodia)	Construction firms	Low Keng Huat Construction Co.	Malaysia	..	1996
Premier Oil Pacific Ltd.	Oil and gas; petroleum refining	Idemitsu Oil and Gas Ltd.	Japan	..	1994
Royal Air Cambodia	Air transportation and shipping	Singapore Airlines Ltd.	Singapore	..	1993

BITs, 1 January 2000

Economy	Date of signature
China	19 July 1996
Germany	15 February 1999
Indonesia	16 March 1999
Republic of Korea	10 February 1997
Malaysia	17 August 1994
Singapore	4 November 96
Switzerland	12 October 1996
Thailand	29 March 1995

Largest foreign affiliates, 1999

Company	Home economy	Industry	Sales (\$million)	Employment	Year of establishment
Eastern Steel Industry Corp.	Japan	Motor vehicles parts	..	161	1994
T.TH.K. Co., Ltd.	Japan	Motor vehicles	..	38	1995

Other relevant information

- **Membership of relevant international agreements as of April 2001:** CREFAA, ICSID, MIGA, Observer member to WTO
- **Address and website of investment promotion agency:** Cambodian Investment Board - Council for the Development of Cambodia; Sisowath Quay, Wat Phnom - Pnom Penh; Tel: (855) 23 981 163/981 156; Fax: (855) 23 428 426/ 428 953-4
- **Fortune 500 investors:** Sumitomo, Toyota Tsusho.
- **Member of WAIPA as of March 2001:** No