

Myanmar



Area ('000 km²):		676.6
Population (millions):	2000	45.6
Capital city:		Yangon
Official language:		Burmese
Currency:		Kyat
Exchange rate (period average):	1999	K16.3=\$1
GDP in purchasing power parity (millions of dollars):	1999	59,400.0
Exports of goods and services (millions of dollars):	1999	1,072.9
Imports of goods and services (millions of dollars):	1999	2,220.2
Official development assistance (millions of dollars):	1999	44.7
External debt (millions of dollars):	1998	5,608

Inward FDI: geographical breakdown, by source^a (Millions of dollars)

Region/economy	Inflows	Year	Inward stock	Year
TOTAL WORLD	1 367	1994	7 736.2	1998
Developed economies	1 077.6	1994	3 939.3	1998
European Union	1 057.8	1994	2 161.4	1998
Austria	72.5	1998
Denmark	13.4	1998
France	455.0	1994	470.4	1998
Germany	..	1994	15.0	1998
Netherlands	3.0	1994	237.8	1998
United Kingdom	599.8	1994	1 352.3	1998
North America	4.0	1994	1 390.1	1998
Canada	37.8	1998
United States	4.0	1994	1 352.3	1998
Other developed economies	15.7	1994	387.8	1998
Australia	1.0	1994	82.1	1998
Israel	2.4	1998
Japan	14.7	1994	303.3	1998
Developing economies	289.4	1994	3 796.9	1998
Latin America and the Caribbean	30.5	1998
Panama	30.5	1998
Asia	289.4	1994	3 766.4	1998
Bangladesh	3.0	1998
China	4.4	1994	29.3	1998
Hong Kong, China	6.5	1994	121.3	1998
Indonesia	236.4	1998
Macau	2.4	1998
Malaysia	15.8	1994	587.2	1998
Philippines	6.7	1994	6.7	1998
Republic of Korea	0.2	1994	96.3	1998
Singapore	55.1	1994	1 445.8	1998
Sri Lanka	1.0	1994	1.0	1998
Thailand	199.8	1994	1 237.2	1998

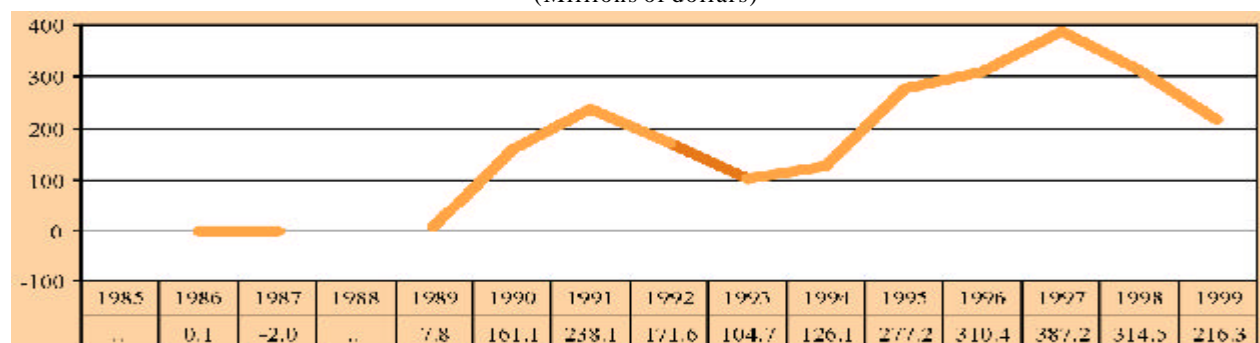
^a Approval data.

Inward FDI: industrial breakdown^a (Millions of dollars)

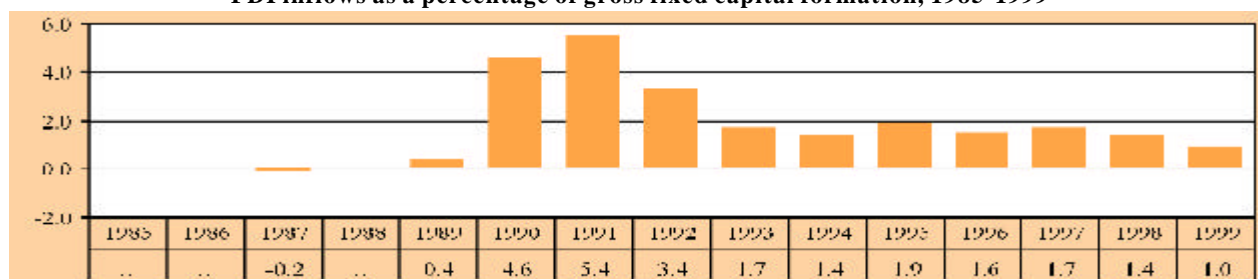
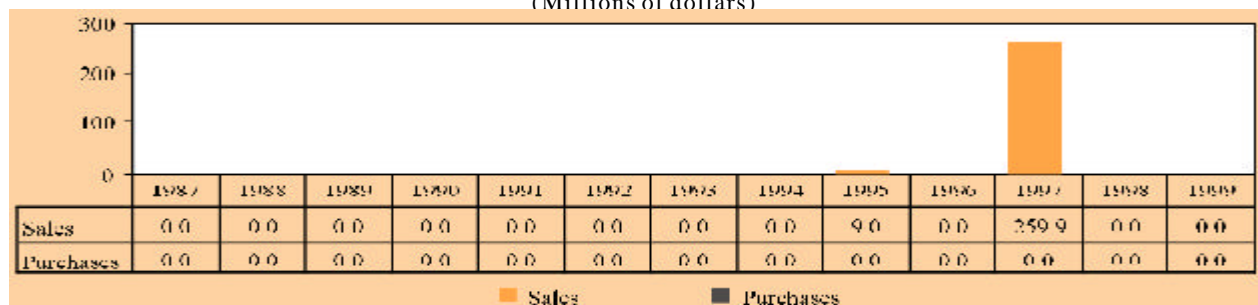
Sector/industry	Inflows	Year	Inward stock	Year
TOTAL	2 814.2	1996
Primary	873.9	1996
Mining, quarrying and petroleum	873.9	1996
Secondary	923.6	1996
Tertiary	919.5	1996
Hotels and restaurants	114.9	1996
Business activities	623.5	1996
Other services	181.1	1996
Unspecified	97.2	1996

^a Approval data.

FDI inflows, 1985-1999 (Millions of dollars)



FDI inflows as a percentage of gross fixed capital formation, 1985-1999

Cross-border M&As, sales and purchases, 1987-1999
(Millions of dollars)

Largest cross-border M&A deals, 1987-1999

Acquired company	Industry	Acquiring company	Home economy	Value (\$ million)	Year
Texaco Inc-Yetagun Natural	Oil and gas field exploration services	Premier Oil PLC	United Kingdom	259.9	1997
Myanmar Airways (Myanmar) ^a	Air Transportation and Shipping	Investor Group	Singapore	10.0	1993
Air Mandalay (Techmat Holdings)	Air Transportation and Shipping	Kemayan Synergy (Kemayan Corp)	Malaysia	7.2	1995
FairPrice Intl (NTUC FairPrice)	Investment and Commodity Firms, Dealers, Exchanges	Singapore Investment Corp	Singapore	1.8	1995
Premier Cnsltd-Myanmar Op	Oil and Gas; Petroleum Refining	Investor Group	United States	..	1991
Premier Oil-Yetagun Gas Field	Crude petroleum and natural gas	Petronas Carigali Overseas Sdn	Malaysia	..	1997
TOTAL-Myanmar Tract	Oil and Gas; Petroleum Refining	Unocal Corp	United States	..	1993
Unocal Canada Corp-Block 'F'	Oil and Gas; Petroleum Refining	PTT Exploration and Production	Thailand	..	1991

^a Privatization.

BITs, 1 January 2000

Economy	Date of signature
Philippines	17 February 1998

DTTs, 1 January 2000

Economy	Date of signature
Mauritius	9 March 1998
Singapore	23 February 1999
United Kingdom	13 March 1950

Largest foreign affiliates, 1999

Company	Home economy	Industry	Sales (\$ million)	Employment	Year of establishment
Myanmar Kasho Co., Ltd.	Japan	Trading	41 ^a	8	1995
Myanmar Brewery Ltd.	Singapore	Malt beverages	..	200	1995
Myanmar Cheil Co., Ltd.	Republic of Korea	Manufacturing industries	..	85	1996
Myanmar Nissan Co., Ltd.	Japan	Automobile sales	..	47	1994
Myanmar Motors Ltd.	Singapore	New and used car dealers	..	21	1990
Myanmar Bpl Resources Ltd.	Singapore
Myanmar Jurong Engineering (Pte) Ltd.	Singapore
Myanmar National Industrial Gases Ltd.	Singapore
Myanmar Posco Steel Co., Ltd.	Republic of Korea	Blast furnace & steel mills

^a Data refer to 1997.

Other relevant information

- **Membership of relevant international agreements as of April 2001:** MIGA, TRIMs, GATS, TRIPS.
- **Address and website of investment promotion agency:** The Office of Myanmar Investment Commission Ministry of National Planning and Economic Development; Tel: (951) 241 918; Fax: (951) 282 101
- **Fortune 500 investors:** Pohang Iron & Steel.
- **Member of WAIPA as of March 2001:** No