

Sudan



Area ('000 km ²):		2,505.8
Population (millions):	2000	29.8
Capital city:		Khartoum
Official language:		Arabic
Currency:		Sudanese dinar
Exchange rate (period average):	1999	SD252.6=\$1
GDP in current prices (millions of dollars):	1998	10,106.8
Exports of goods and services (millions of dollars):	1998	611.5
Imports of goods and services (millions of dollars):	1991	1,429.9
Official development assistance (millions of dollars):	1999	158.5
External debt (millions of dollars):	1998	16,843

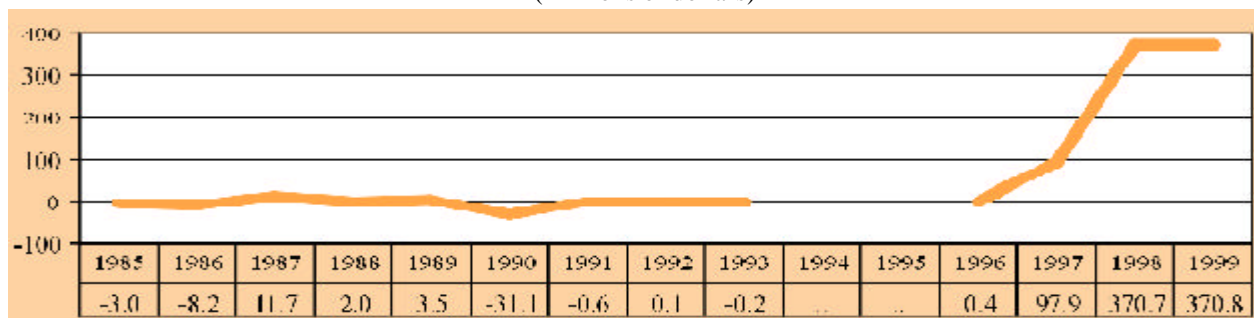
Inward FDI: geographical breakdown, by source (Millions of dollars)

Region/economy	Inflows	Year	Inward stock	Year
Developed economies				
Belgium/Luxembourg	0.03	1998
Czech Republic	4.8	1998
France	1.0	1999
Germany	5.4	1990
Japan	9.2 ^a	1998
Sweden	0.8	1982
United Kingdom	6.0	1992
United States	1.0	1999	16.0	1999
Developing economies				
China	0.2 ^b	1995
Malaysia	76.1	1997	60.5	1998


^a Approval/notified data.

^b Approval data.

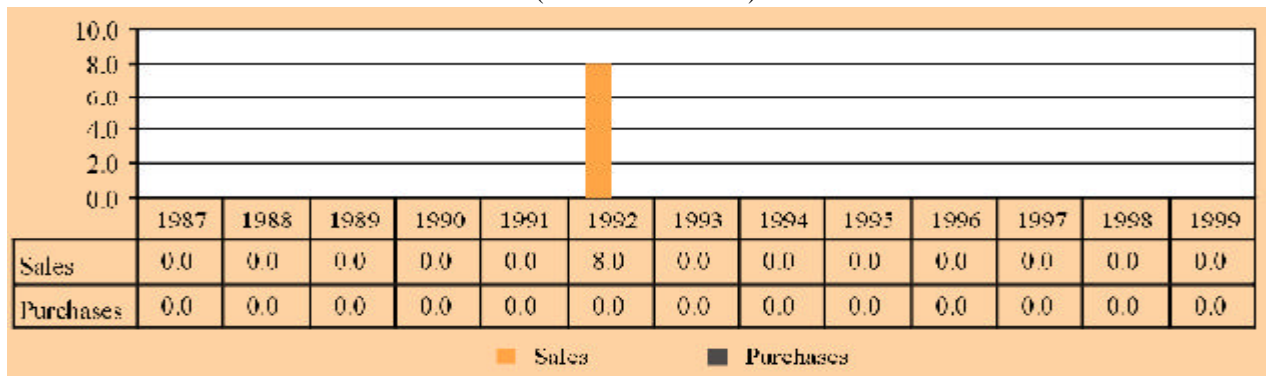
FDI inflows, 1985-1999 (Millions of dollars)



FDI inflows as a percentage of gross fixed capital formation, 1985-1999



Cross-border M&As, sales and purchases, 1987-1999
(Millions of dollars)



Largest cross-border M&A deals, 1987-1999

Acquired company	Industry	Acquiring company	Home economy	Value (\$ million)	Year
Sudan Textile Factory (Kuwait) ^a	Textile and apparel products	Daewoo Corp.	Republic of Korea	8.0	1992
Khartoum Hotel ^a	Hotels and casinos	Daewoo Corp.	Republic of Korea	..	1992
La Source-Certain Assets	Mining	BRGM (France)	France	..	1999
State Petroleum Corp-Sudan Oil	Oil and gas; petroleum refining	Investor Group	China	..	1997
Grand Holiday Villa Khartoum	Real estate; mortgage bankers and brokers	Alangka-Suka International Ltd.	Malaysia	..	1997
Intl Petro Sudan(Intl Petro)	Oil and gas; petroleum refining	Red Sea Oil Corp.	Canada	..	1995

^a Privatization.

BITs, 1 January 2000

Economy	Date of signature
China	30 May 1997
Egypt	28 May 1977
France	31 July 1978
Germany	7 February 1963
Indonesia	10 February 1998
Iran, Islamic Republic of	7 September 1999
Malaysia	2 August 1998
Morocco	23 February 1999
Netherlands	22 August 1970
Oman	25 October 1999
Qatar	3 June 1998
Romania	8 December 1978
Switzerland	17 February 1974
Turkey	19 December 1999
Yemen	10 August 1999

DTTs, 1 January 2000

Economy	Date of signature
Egypt	9 December 1970
Malaysia	7 October 1993
United Kingdom	8 March 1975

Largest foreign affiliates, 1999

Company	Home economy	Industry	Sales (\$ million)	Employment	Year of establishment
Port Sudan Refinery Ltd.	Netherlands	206	..
The Shell Company of Sudan Ltd.	Netherlands	Petroleum products except bulk terminals	..	200	1924
World Development and Trade	United States

Other relevant information

- **Membership of relevant international agreements as of April 2001:** ICSID, MIGA, Observer government to the WTO.
- **Address and website of investment promotion agency:** Sudanese Investment Authority
P.O.Box 6286, Khartoum; Tel: (249-11) 77 10 63/77 96 28/72 04 54; Fax: (249-11) 77 01 56
- **Fortune 500 investors:** Daewoo Corp.
- **Member of WAIPA as of March 2001:** Yes