



TRADE IN ICT GOODS AND THE 2015 EXPANSION OF THE WTO INFORMATION TECHNOLOGY AGREEMENT

UNCTAD Technical Notes on ICT for Development

N°5



UNITED NATIONS



Trade in ICT Goods and the 2015 Expansion of the WTO Information Technology Agreement

Main Findings

The WTO Information Technology Agreement (ITA) was extended in July 2015 with the goal of expanding the number of products that will enjoy duty free treatment when imported into economies that are members of the agreement. This note provides a first comparison of trade in ICT goods as defined by the *Partnership on Measuring ICT for Development* with trade in goods covered by the revised ITA agreement.

Equivalent to a market of more than \$3 trillion, goods covered by the original ITA (ITA I) and by the revised ITA list (ITA II) represent almost one fifth (18%) of world merchandise imports. The expanded agreement currently has 54 participants which in 2013 accounted for 87% of world imports and 94% of world exports of goods covered by ITA I+II. Their corresponding shares of global ICT goods imports and exports were 88% and 94% respectively. Few developing and transition economies signed up to ITA I and even fewer to ITA II. There is no ITA II member from the Commonwealth of Independent States, only one from Africa (Mauritius) and three from Latin America (Colombia, Costa Rica and Guatemala). Developing Asian economies are better represented, but still less than in ITA I.

Many of the product codes included in the revised ITA are not covered by the ICT goods definition. In fact, ICT goods make up only just over a quarter of the product codes listed in ITA I+II. However, they account for two-thirds of the value of imports of ITA I+II goods.

The non-ITA II members with the highest share of ITA I+II goods in their total merchandise imports are: Mexico (27%), Viet Nam (26%), Paraguay (21%), Mozambique (15%), Brazil (14%), South Africa (13%), Argentina (13%), Russian Federation (13%) and Rwanda (13%).

China, Hong Kong (China) and the United States are the top three exporters and importers of ITA I+II goods. Mexico and Viet Nam are the two largest exporters of such goods that are not participating in ITA II. As a result of the Most Favoured Nation principle, exports from all WTO members will enjoy duty free treatment of the listed goods in markets covered by the ITA II once the agreement has been fully implemented.

The analysis in this note is confined to a statistical comparison of trade flows and does not consider different tariff levels. For a full assessment of the impact of the ITA revision on member and non-member economies, a broader analysis would be required.

Introduction

The Information Technology Agreement (ITA) is a sector-specific plurilateral trade agreement with the objective to eliminate import duties on a specified list of goods (ITA goods). It was first adopted in 1997 (ITA I) and subsequently revised and extended in 2015 (ITA II). ITA I had 81 members.¹ As of December 2015, the ITA II had 54 participants, all of which are also members of ITA I.² Both agreements aim to gradually eliminate tariffs on ITA goods imports originating from any WTO member. As a result, exports from non-ITA WTO members will also benefit from reduced import tariffs in the ITA member economies. ITA II is to be implemented in participating economies over 2016-2019. It will gradually eliminate duties on a new and revised list of ITA goods (ITA II goods).³ As of November 2015, the precise modalities for this gradual elimination were still under discussion.

ITA II goods are defined by a list of six-digit product codes classified according to the Harmonized System (HS), version HS2007. Some of the product codes are only partially covered by the agreement. In addition, the agreement includes a list of specific goods, so-called "attachment B" products, which currently have no corresponding HS2007 code. Products without a corresponding HS2007 code are not included in this analysis, whereas partially covered codes are fully included. The ITA II list supplements and updates the ITA I list of goods. The revision not only adds new products, it also clarifies the coverage of goods initially included in ITA I and which have undergone substantial technological progress and changes in terms of allocation in HS. This note therefore refers to the ITA I list of goods and the ITA I+II list of goods, which encompasses all the 270 six-digit HS2007 codes presently adopted.

"ICT goods", meanwhile, correspond to a list of 95 products at the six-digit level of HS2007. They were originally defined by the OECD using HS1996.⁴ The same definition was adopted by the *Partnership on Measuring ICT for Development*⁵, subsequently revised and transposed to HS2007 in 2010, and then adapted to HS2012 by UNCTAD in collaboration with the UNSD (United Nations Statistics Division).⁶ The selection principle is that ICT goods "must be intended to fulfil the function of information processing and communication by electronic means, including transmission and display" (OECD, 2011).⁷ Using this definition, UNCTAD publishes annually trade in ICT goods data in UNCTADStat.⁸

¹ The counting includes the European Union as a member, plus its 28 member states. See:

https://www.wto.org/english/tratop_e/inftec_e/itscheds_e.htm.

² Albania, Australia, Canada, China, Costa Rica, the European Union and its 28 member states, Guatemala, Hong Kong SAR China, Iceland, Israel, Japan, Liechtenstein, Malaysia, Montenegro, New Zealand, Norway, Philippines, Republic of Korea, Singapore, Switzerland, Taiwan Province of China, Thailand, United States (WTO WT/L/956, 2015). Subsequently, Colombia, Mauritius and Turkey also announced their participation in ITA II.

³ World Trade Organization (WTO) WT/L/956, 28 July 2015, Declaration on the Expansion of Trade in Information Technology Products, https://www.wto.org/english/news_e/news15_e/wt-l-956_e.pdf.

⁴ See the OECD Guide on Measuring the Information Society 2011:

http://www.oecd.org/document/22/0,3746,en_2649_34449_34508886_1_1_1_1,00&en-USS_01DBC.html

⁵ See <http://measuring-ict.unctad.org>.

⁶ The technical note is available online at:

<http://new.unctad.org/Documents/ICT%20sector/Technical%20note%20%20HS2012%20update%20ICT%20goods.PDF>.

⁷ *OECD Guide to Measuring the Information Society 2011*, OECD Publishing, Paris.

DOI: <http://dx.doi.org/10.1787/9789264113541-en>

⁸ Available online free of charge at: <http://stats.unctad.org/ict3ict4>.

ITA I included a list of goods with product codes at the six-digit level of HS1996, as well as a list of specific products, so-called "attachment B", without a corresponding product code. In this note, the analysis is based on the transcoding to HS2007 of the model ITA I list⁹, which includes fully-covered as well as partially-covered product codes. In total there are 144 unique six-digit HS2007 product codes under ITA I and 270 unique codes under ITA I+II. Mobile phones and portable PCs are examples of products fully covered by ITA I and not included in the ITA II revision, but carried forward to the ITA I+II list. Other examples of goods covered under the different definitions are listed in table 1. Annex 1 provides more detail on the HS2007 product codes covered by the different definitions.

Table 1. Examples of goods covered by the ITA I, ITA I+II and ICT goods definitions

	ITA I (model list in HS2007)	ITA I+II (in HS2007)
ICT goods only	950410 Video games of a kind used with a television receiver 852721 Radio-broadcast receivers 852859 Other monitors, not of a kind solely/principally used in an automatic data processing system	852859 Other monitors, not of a kind solely/principally used in an automatic data processing system 853110 Burglar/fire alarms & similar apparatus 854071 Magnetrons
Joint ICT and ITA (full coverage)	851712 Telephones for cellular networks 847130 Portable automatic data processing machines 854140 Photosensitive semiconductor devices	854231 Electronic integrated circuits, processors & controllers 851712 Telephones for cellular networks 851762 Switching & routing apparatus
Joint ICT and ITA (partial coverage)	854231 Electronic integrated circuits, processors & controllers 854239 Other electronic integrated circuits 851770 Parts of telephone sets	847330 Parts & accessories of automatic data processing machines 847170 Storage units 854231 Electronic integrated circuits, processors & controllers
ITA goods only (partial coverage)	901380 Other optical appliances and instruments 844399 Parts & accessories for printing machinery 850440 Static converters	901380 Other optical appliances and instruments 901890 Other electro-medical apparatus & sight-testing instruments 853690 Electrical apparatus for switching/protecting electrical circuits/for making connections to/in electrical circuits
ITA goods only (full coverage)	854442 Electric conductors, fitted with connectors 853224 Fixed electrical capacitors 381800 Chemical elements doped for use in electronics	844399 Parts & accessories for printing machinery 850440 Static converters 854442 Electric conductors, fitted with connectors

Source: UNCTAD based on WT/L/956, JOB(07)/96 and WT/L/956.

How do ICT and ITA goods compare?

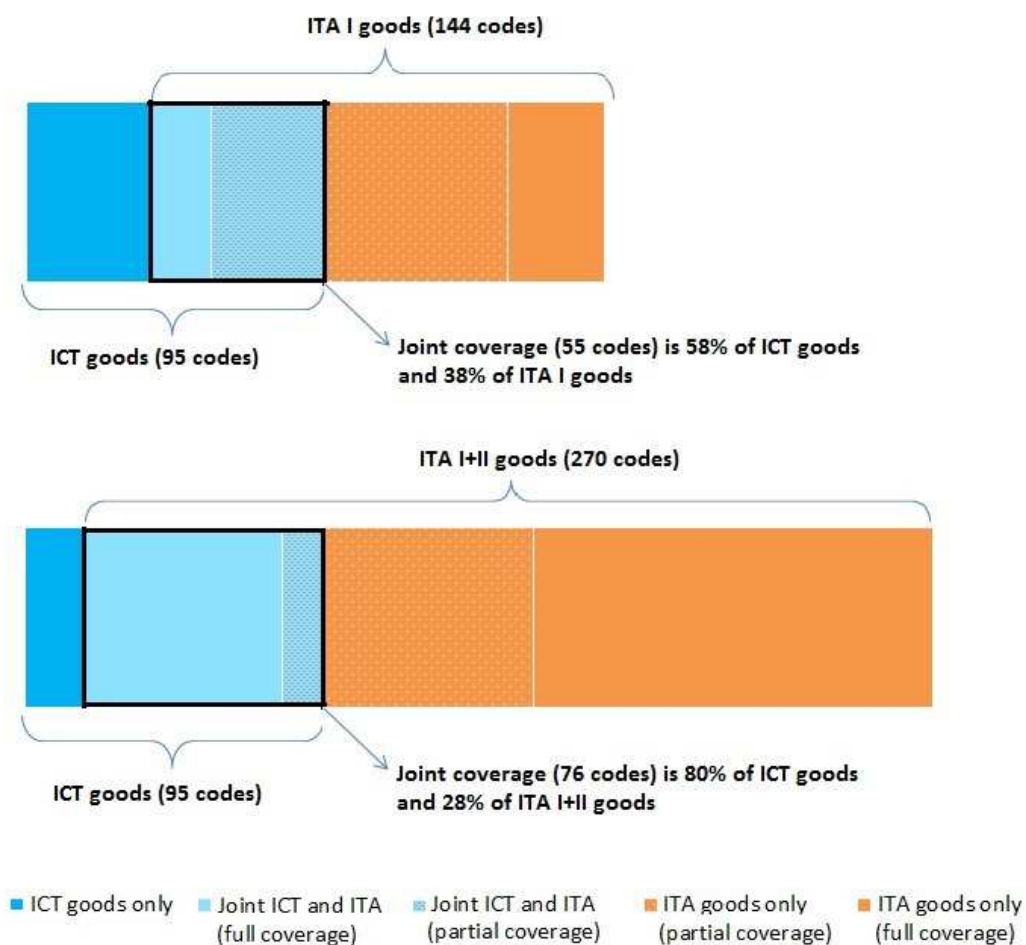
The original ITA covered up to 58% of the ICT goods product codes as defined by the *Partnership*, including partially covered goods (figure 1).¹⁰ With the 2015 revision, ITA I+II includes as much as 80% of all product codes included in the ICT goods definition. ITA II increased the coverage mainly of consumer electronic equipment, such as video games, video recording and reproduction apparatus, radio-broadcast receivers and loudspeakers. ITA II also clarified and extended the scope of certain ICT goods from partial to full coverage. This applies to a series of intermediate goods that underpin much of the intra-industry trade in the ICT sector: electronic integrated circuits (including processors, controllers,

⁹ See *HS2007 Amendments in Relation to ITA Products and a Model List in HS2007*, technical note by the WTO secretariat, 25 June 2007, JOB(07)/96.

¹⁰ Only 20% of the ICT goods product codes were fully covered by the ITA I HS2007 model list.

memories, amplifiers and others), parts of telephone sets and switching and routing equipment.¹¹ At the same time, ITA II includes many other products that are not covered in the ICT goods definition, for example, medical appliances and instruments such as magnetic resonance imaging (MRI) machines. In fact, only about a quarter of the ITA I+II product codes are also defined as ICT goods. By comparison, 38% of the product codes in ITA I were part of the ICT goods definition (see figure 1).

Figure 1. Number of product codes covered by ITA I, ITA I+II and the ICT goods definition (six-digit of HS2007)



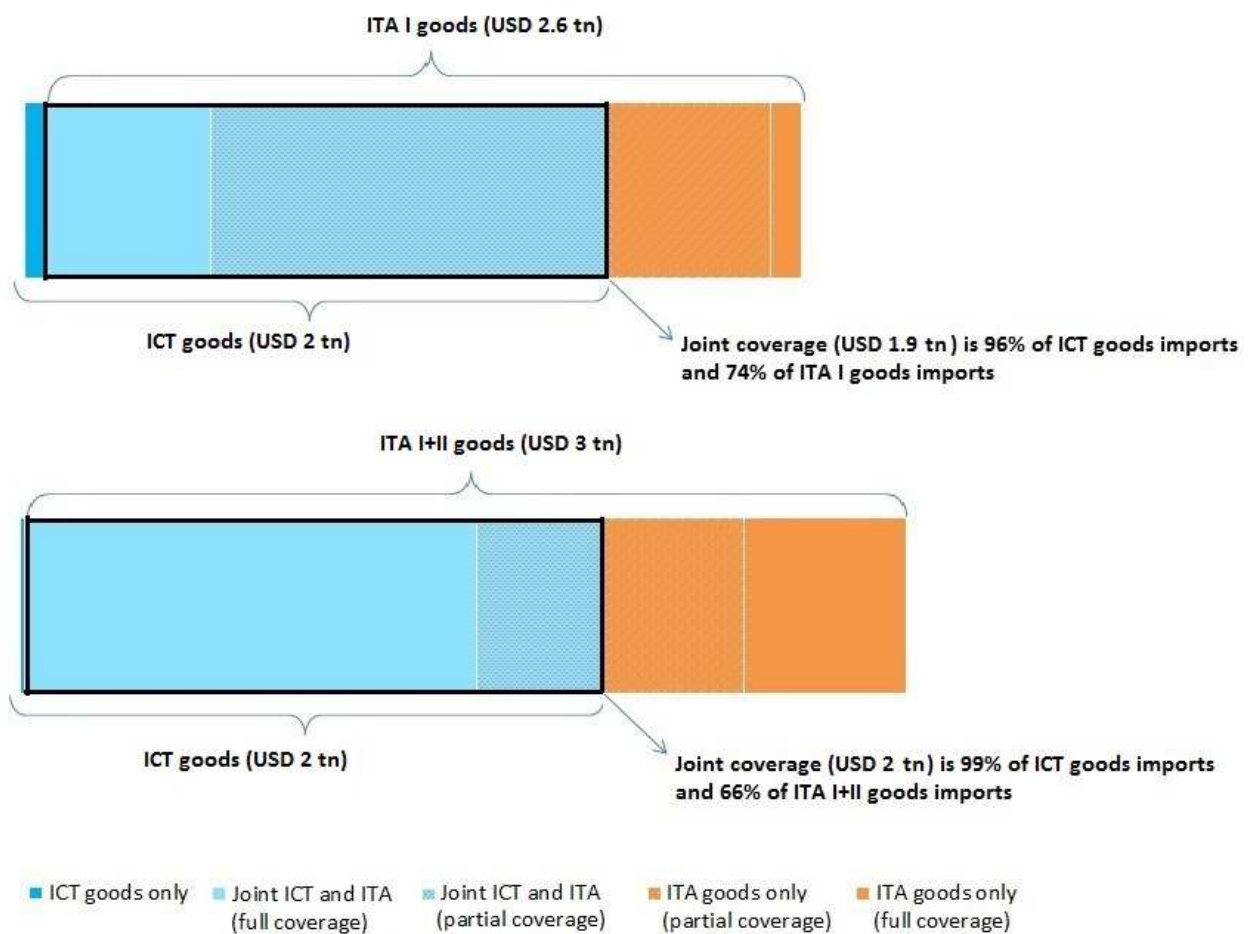
Note: ITA I was based on a list of products defined in HS1996, with some product codes only partially covered. The ITA I goods in this figure include all the unique six-digit HS2007 product codes in the HS2007 ITA I model list, as per WT/L/956 and JOB(07)/96, including partially covered products.

Source: UNCTAD based on UN COMTRADE data.

¹¹ Without reference to an HS2007 product code, ITA II attachment B also includes the new generation multi-component (MCO) semiconductors.

In terms of trade value¹², however, ICT goods still represent the bulk of ITA goods imports (figure 2), although the share has declined from 74% (ITA I) to 66% (ITA I+II). Trade in ICT goods grew dramatically in the past decade, under the influence of a number of factors, such as the first ITA, other regional and bilateral trade arrangements, rapid technological change and the emergence of new business models such as open source hardware. In 2013, ITA I+II goods represented almost 18% of world merchandise imports, amounting to more than \$3 trillion. As much as 99% of the value of global ICT goods imports is covered by ITA I+II (78% fully covered). The HS2007 ITA I model list covered fully only 28% of the ICT goods imports, with some 68% only partially covered.

Figure 2. Global imports of ITA I, ITA I+II and ICT goods, 2013, trillions of dollars



Note: ITA I was based on a list of products defined in HS1996, with some product codes only partially covered. The ITA I goods in this figure include all the unique six-digit HS2007 product codes in the HS2007 ITA I model list, as per WT/L/956 and JOB(07)/96, including partially covered products.

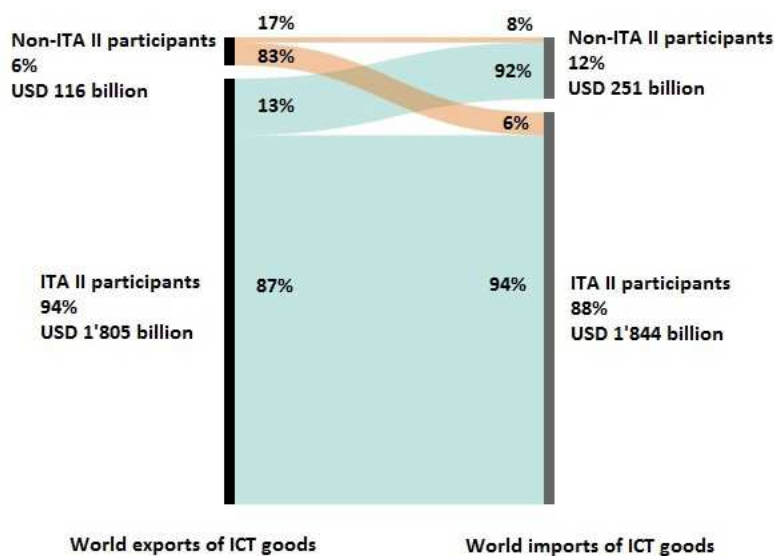
Source: UNCTAD based on UN COMTRADE data.

¹² Including re-exports and trade between European Union member states (intra-EU trade).

International trade in ICT goods: what is the share of ITA II participants?

With \$1.8 trillion and 94% of world exports of ICT goods (2013), participants in the revised ITA (ITA II) dominate trade in the sector (figure 3). ITA II participants sent 87% of their ICT goods exports to economies that participate in ITA II. The remaining 13% (\$229 billion) of their ICT goods exports were destined to non-ITA II markets.

Figure 3. The share of ITA II participants in international trade in ICT goods, 2013



Source: UNCTAD based on UN COMTRADE data. Differences between exports and imports are due to several factors such as imports are recorded cif (cost insurance and freight) while exports are fob (free on board), recording under different categories and other data quality issues.

ITA II participants are also the predominant market for ICT goods exports from non-ITA II economies, with a share of 83% (\$96 billion). Thanks to the non-discriminatory feature of the agreement, exports from any WTO member to ITA II participant markets would benefit from duty-free treatment once the ITA II is fully implemented. However, 17% (\$19 billion) of the ICT goods exports of non-ITA II participants are sold to other non-ITA II markets.

An estimated 12% (\$251 billion) of world imports of ICT goods would not benefit from the ITA II deal, but may see reduced tariffs from ITA I, as well as from other bilateral or regional preferential trade agreements. Most of these imports are destined to consumers in developing countries. As mentioned earlier, no economy from the Commonwealth of Independent States participates in ITA II. Only one economy from Africa participates in ITA II (Mauritius). Developing Asian economies are better represented, but still less than in ITA I.

Figure 3 refers to trade in ICT goods. For trade in ITA I+II goods the share of ITA II participants was very similar. In 2013, ITA II participants accounted for 94% of the global ITA I+II goods exports and 87% of related imports.

Main importers of ICT goods and ITA I+II goods

The top importers of ICT goods are also the main importers of the wider ITA I+II goods category. Trade in such goods is dominated by intra-industry flows between ITA II participants in Asia – mainly China, Hong Kong (China), Singapore, Japan and the Republic of Korea – the United States of America and the European Union (table 2). Mexico was the only non-ITA II participant with ICT imports of more than \$50 billion. In absolute value, imports of ITA I+II goods in 2013 were the highest in China, the United States, Hong Kong (China) and Germany. Among the major non-ITA II participants, imports of ITA I+II goods were the highest in Mexico, India, the Russian Federation, Viet Nam, Brazil, Indonesia and Saudi Arabia. Five of the non-ITA II participants featured in table 2 are members of ITA I.

Table 2. Largest importers of ICT goods, 2013

Top 10 ITA II participants by imports of ICT goods				
Economy	ICT goods (\$ million)	ITA I+II goods (\$ million)	ICT goods as a share of total imports (%)	ITA I+II goods as a share of total imports (%)
China	400,669	594,097	21%	30%
United States	301,745	422,552	13%	19%
China, Hong Kong SAR	240,873	298,681	39%	48%
Singapore	92,757	120,752	25%	32%
Japan	90,742	131,696	11%	16%
Germany	85,943	158,032	7%	13%
Netherlands	63,551	94,681	13%	19%
Republic of Korea	53,846	96,308	10%	19%
United Kingdom	51,668	81,599	8%	12%
China, Taiwan Province of	49,201	..	18%	..
Top 10 non-ITA II participants by imports of ICT goods				
Economy	ICT goods (\$ million)	ITA I+II goods (\$ million)	ICT goods as a share of total imports (%)	ITA I+II goods as a share of total imports (%)
Mexico	65,217	101,028	17%	27%
India*	26,915	40,067	6%	9%
Viet Nam*	26,313	34,107	20%	26%
Russian Federation*	21,541	39,504	7%	13%
Brazil	20,725	34,078	9%	14%
Indonesia*	13,238	20,891	7%	11%
Saudi Arabia*	12,134	18,410	7%	11%
South Africa	8,453	13,885	8%	13%
Chile	6,288	9,369	8%	12%
Argentina	6,270	9,671	9%	13%

Note: * Member of ITA I. ...Data not available.

Source: UNCTAD based on UN COMTRADE data.

Table 3 shows economies with available data ranked by the share of ITA I+II goods in total merchandise imports. This ranking brings forward smaller economies with a relatively high specialization in imports of

ITA I+II goods. For the 10 ITA II participants that are most specialized, goods covered by ITA I+II made up nearly a fifth of their merchandise imports. Among non-ITA II participants, Mexico, Viet Nam and Paraguay stand out as having the highest share of both ICT goods and ITA I+II goods in their merchandise imports. In certain economies, goods covered by ITA I+II account for a significantly higher share than ICT goods. In Mozambique, for example, this is explained by imports of gas/smoke apparatus for chemical analysis, which reached \$970 billion in 2013.

Table 3. Top importers in terms of ITA I+II goods as a share of total merchandise trade, 2013

Top 10 ITA II participants by share of ITA II goods in total merchandise imports				
Economy	ICT goods (\$ million)	ITA I+II goods (\$ million)	ICT goods as a share of total imports (%)	ITA I+II goods as a share of total imports (%)
China, Hong Kong SAR	240,873	298,681	39%	48%
Singapore	92,757	120,752	25%	32%
China	400,669	594,097	21%	30%
Malaysia	46,564	60,701	23%	29%
Costa Rica	3,347	4,202	18%	23%
Slovakia	11,572	18,026	14%	22%
Hungary	14,897	21,665	15%	22%
Czech Republic	19,562	29,934	14%	21%
Netherlands	63,551	94,681	13%	19%
Korea, Republic of	53,846	96,308	10%	19%
Top 10 non-ITA II participants by share of ITA II goods in total merchandise imports				
Economy	ICT goods (\$ million)	ITA I+II goods (\$ million)	ICT goods as a share of total imports (%)	ITA I+II goods as a share of total imports (%)
Mexico	65,217	101,028	17%	27%
Viet Nam*	26,313	34,107	20%	26%
Paraguay	2,159	2,527	18%	21%
Mozambique	304	1,530	3%	15%
Brazil	20,725	34,078	9%	14%
South Africa	8,453	13,885	8%	13%
Argentina	6,270	9,671	9%	13%
Russian Federation*	21,541	39,504	7%	13%
Rwanda	120	213	7%	13%
Peru*	3,403	5,235	8%	12%
World	2,099,701	3,064,090	12%	18%

Note: * Member of ITA I. Data are missing for Taiwan (province of China) who participates in both ITA I and ITA II.
Source: UNCTAD based on UN COMTRADE data.

Main exporters of ICT goods and ITA I+II goods

Table 4 shows the main exporters of ICT goods, outlining the top 10 among the ITA II participants, as well as the top non-participating exporters. Given the large share of intra-industry trade, there is a considerable overlap between the economies highlighted on the import side (table 2) and on the export

side (table 4). Among ITA II participants, Malaysia stands out as being a large ICT goods exporter but a much smaller importer of such products. Among the non-ITA II participants, India and Tunisia feature among the top-10 ICT goods exporters but not among the top importers.

Among the non-participants, Mexico and Viet Nam appear to be in a good position to benefit from the ITA II implementation. Most of their exports to ITA II participants would benefit from duty-free treatment. Other ITA I+II goods exports from non-ITA II to ITA II participants, such as those from India, Indonesia, Russian Federation, South Africa, Tunisia and Brazil could also have favourable growth prospects when ITA II is implemented.

Table 4. Largest exporters of ICT goods, 2013

Top 10 ITA II participants by exports of ICT goods				
Economy	ICT goods (\$ million)	ITA I+II goods (\$ million)	ICT goods as a share of total exports (%)	ITA I+II goods as a share of total exports (%)
China	605,756	762,794	27%	35%
China, Hong Kong SAR	222,339	285,541	42%	53%
United States	139,951	275,616	9%	17%
Singapore	122,812	162,489	30%	40%
Korea, Republic of	107,127	175,748	19%	31%
China, Taiwan Province of	105,646	..	35%	..
Malaysia	64,407	77,287	28%	34%
Germany	62,327	197,706	4%	14%
Japan	61,813	163,071	9%	23%
Netherlands	59,038	99,496	10%	17%
Top 10 non-ITA II participants by exports of ICT goods				
Economy	ICT goods (\$ million)	ITA I+II goods (\$ million)	ICT goods as a share of total exports (%)	ITA I+II goods as a share of total exports (%)
Mexico	61,804	83,342	16%	22%
Viet Nam*	32,395	35,210	25%	27%
Indonesia*	6,600	9,664	4%	5%
India*	5,358	11,018	2%	3%
Russian Federation*	2,203	5,111	0%	1%
Brazil	1,170	3,073	0%	1%
South Africa	1,161	4,425	1%	5%
Tunisia	997	3,568	6%	21%
Saudi Arabia*	822	1,536	0%	0%
Morocco*	630	..	3%	..

Note: * Member of ITA I. ... Data not available.

Source: UNCTAD based on UN COMTRADE data.

Table 5 highlights the economies with the highest specialization in ITA I+II goods exports. Among ITA II participants, such goods represented more than a fifth of merchandise exports in 2013. Most but not all of these economies are also specialized in ICT goods exports. In Japan, for example, ICT goods accounted

for 9% of all merchandise exports while the corresponding share of ITA I+II goods was 23%. This is due to considerable exports of parts of printing machinery, liquid crystal devices and machines for the manufacture of electronic integrated circuits. Among non-ITA II participants, Viet Nam, Bermuda, Mexico and Tunisia already export ITA I+II goods corresponding to more than a fifth of their merchandise exports. In Viet Nam and Mexico, ICT goods form the lion's share of their respective ITA I+II goods exports. For Bermuda and Tunisia, as well as for the Dominican Republic and TFYR Macedonia, by contrast, a significant share of the ITA I+II exports are non-ICT goods. Examples of such goods are parts of aircraft/spacecraft (Bermuda), electric conductors (Tunisia), instruments and appliances used in medical/surgical/veterinary sciences (Dominican Republic), and filtering/purifying machinery for gases (TFYR Macedonia).

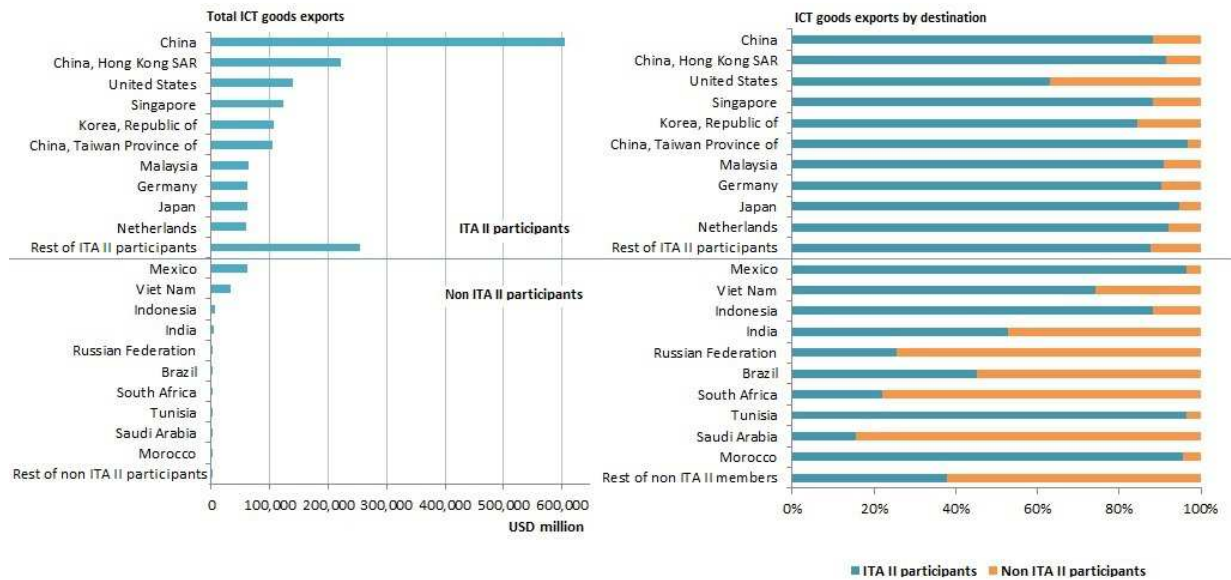
Table 5. Top exporters in terms of ITA I+II goods as a share of total merchandise trade, 2013

Top 10 ITA II participants by share of ITA goods in total merchandise exports				
Economy	ICT goods (\$ million)	ITA I+II goods (\$ million)	ICT goods as a share of total exports (%)	ITA I+II goods as a share of total exports (%)
China, Hong Kong SAR	222,339	285,541	42%	53%
Singapore	122,812	162,489	30%	40%
China	605,756	762,794	27%	35%
Malaysia	64,407	77,287	28%	34%
Korea, Republic of	107,127	175,748	19%	31%
Costa Rica	2,509	3,526	22%	31%
Malta	979	1,285	19%	25%
Japan	61,813	163,071	9%	23%
Czech Republic	21,075	33,560	13%	21%
Hungary	15,949	22,361	15%	21%
Top 10 non-ITA II participants by share of ITA goods in total merchandise exports				
Economy	ICT goods (\$ million)	ITA I+II goods (\$ million)	ICT goods as a share of total exports (%)	ITA I+II goods as a share of total exports (%)
Viet Nam*	32,395	35,210	25%	27%
Bermuda	2	5	10%	22%
Mexico	61,804	83,342	16%	22%
Tunisia	997	3,568	6%	21%
Dominican Republic*	76	914	1%	11%
Antigua and Barbuda	2	3	5%	8%
TFYR of Macedonia	15	347	0%	8%
Indonesia*	6,600	9,664	4%	5%
Tonga	0	1	3%	5%
South Africa	1,161	4,425	1%	5%
World	1,922,332	2,865,304	11%	16%

Note: * Member of ITA I. Data are missing for Taiwan (province of China) who participates in both ITA I and ITA II.

Source: UNCTAD based on UN COMTRADE data.

Figure 4. Exports of ICT goods total and by destination for the top 10 exporters, by status of participation in ITA II, 2013



Source: UNCTAD based on UN COMTRADE data.

Figure 4 shows the destination of ICT goods exports for the top 10 exporters, for both ITA II participants (upper part of chart), as well as for non-ITA II participants (lower part of chart). Exports towards non-ITA II economies will not benefit from the provisions of ITA II.

All top ten ITA II participants sell more than 60% of their ICT goods exports in ITA II member markets. The proportion of ITA II markets as a destination ranges from 61% for the United States to 96% for Taiwan, province of China. In absolute value, China (\$72 billion) and the United States (\$52 billion) export most ICT goods to non-ITA II participating countries, followed by Hong Kong (China) (\$19 billion), the Republic of Korea (\$17 billion) and Singapore (\$14 billion).

Among non-ITA II participants, there is more variation by destination of ICT goods exports. The share of non-participants as a destination ranges from 4% for Mexico, Morocco and Tunisia, to 84% for Saudi Arabia. Non-ITA II markets were the dominant destination of ICT goods exports from Saudi Arabia (84%), South Africa (78%), Russian Federation (74%) and Brazil (55%). In absolute terms, Viet Nam exports most ICT goods to non-ITA II markets (\$8 billion), followed by India (\$2.5 billion), Mexico (\$2 billion) and the Russian Federation (\$1.6 billion).

Conclusions

Due to their pervasive nature, ICTs can generate a multitude of social and economic effects as shown in the UNCTAD *Information Economy Reports*.¹³ Making ICTs more affordable, for example, by lowering import duties, can lead to higher adoption rates and complexity of their application. Beyond the ICT

¹³ The UNCTAD Information Economy Report series can be downloaded free of charge at: www.unctad.org/ier.

sector itself, ICTs can be used to boost the competitiveness of other sectors which have ICT goods as intermediate inputs, and facilitate participation in global value chains. Against this background, the recent amendment of the WTO ITA agreement is of relevance to the analysis of ICT for development.

This note has compared trade in ICT goods as defined by the *Partnership on Measuring ICT for Development* with trade in goods covered by the WTO ITA agreement as revised in July 2015. Representing a global market of more than \$3 trillion, goods included in the original ITA (ITA I) and the revised ITA list (ITA II), make up 18% of world merchandise imports.

The ITA revision has resulted in an expanded coverage of both ICT goods (such as consumer electronic equipment) and other goods (such as medical appliances and instruments). As a result, a little more than a quarter of the ITA I+II product codes are also defined as ICT goods, down from 38% of the product codes in ITA I. In value terms, however, ICT goods still dominate with a share of 66% of all ITA I+II goods imports.

The expansion furthermore means that a greater share of ICT goods can be expected to receive duty free treatment in the ITA II participating economies, once the agreement has been implemented. The ITA I+II product list encompasses more than 99% of the value of global ICT goods imports. The revision has led to an increased coverage notably of consumer electronic equipment.

Whereas the product coverage has expanded, the number of participants is smaller in the case of ITA II. In particular, few developing and transition economies have signed up to ITA I and even fewer to ITA II. There is only one ITA II participant from Africa (Mauritius) and three from Latin America (Colombia, Costa Rica and Guatemala). There is no ITA II participant from the Commonwealth of Independent States. Developing Asian economies are better represented, but still less than in ITA I.

Most of the top exporters and importers of ITA I+II goods are signatories of the ITA II. The only non ITA II participants that would be among the top 10 traders of such products is Mexico. Other non ITA II participants with exports of ITA I+II goods of above \$10 billion are Viet Nam and India. Exports from non-ITA II participant economies members of the WTO will also benefit from the reduction of duties on imports into ITA participant economies. On the import side, the following non-ITA II participants had related imports of more than \$10 billion make the top 10 of non ITA II participants: Mexico, India, the Russian Federation, Viet Nam, Brazil, Indonesia, Saudi Arabia and South Africa.¹⁴ Consumers in these economies will not benefit from the duty-free provisions of ITA II after implementation.

In order to assess the full impact of the ITA expansion on participating and non-participating economies, however, a broader analysis would be required. Such an analysis would need to take into account differences in tariff structure, intra-industry trade and the role of different policies to seize benefits from trade liberalization.¹⁵

¹⁴ However, India, Indonesia, the Russian Federation, Saudi Arabia and Viet Nam are members of ITA I.

¹⁵ For example, a recent UNCTAD study analyzed the implications for Tunisia of joining the ITA, in terms of customs revenue, expected impact on trade flows and wider impacts on the economy, see: http://unctad.org/en/PublicationsLibrary/ditctncd2014d1_en.pdf.

Annex 1.

Table 1. ICT goods product codes not covered by ITA I+II

Commodity Code HS2007	World imports 2013, \$	Commodity description	ICT category
852859	8,831,729,552	Other monitors, not of a kind solely/principally used in an automatic data processing system of heading 84.71	C-Consumer electronic equipment
853110	3,899,883,461	Burglar/fire alarms & similar apparatus	B-Communication equipment
852873	448,464,524	Other reception apparatus for television, whether/not incorporating radio-broadcast receivers/sound/video recording/reproducing apparatus, black & white/other monochrome	C-Consumer electronic equipment
854020	388,809,243	Television camera tubes; image converters & intensifiers; other photo-cathode tubes	D- Electronic components
854079	353,135,390	Microwave tubes n.e.s. in 85.40	D- Electronic components
854089	289,483,245	Valves & tubes n.e.s. in 85.40	D- Electronic components
854011	277,043,981	Cathode-ray television picture tubes, incl. video monitor cathode-ray tubes, colour	D- Electronic components
854071	248,739,866	Magnetrons	D- Electronic components
854099	160,797,564	Parts of the tubes of 85.40 other than cathode-ray tubes	D- Electronic components
851930	159,568,619	Tumtables (record-decks)	C-Consumer electronic equipment
854081	126,403,354	Receiver/amplifier valves & tubes	D- Electronic components
851920	78,629,518	Apparatus operated by coins, banknotes, bank cards, tokens/by other means of payment	C-Consumer electronic equipment
852210	64,865,915	Pick-up cartridges for use solely/principally with the apparatus of 85.19-85.21	C-Consumer electronic equipment
854040	63,334,659	Data/graphic display tubes, colour, with a phosphor dot screen pitch smaller than 0.4mm	D- Electronic components
854091	54,835,297	Parts of cathode-ray tubes	D- Electronic components
854060	46,036,616	Cathode-ray tubes n.e.s. in 85.40	D- Electronic components
854012	10,699,738	Cathode-ray television picture tubes, incl. video monitor cathode-ray tubes, black & white/other monochrome	D- Electronic components
854072	1,245,863	Klystrons	D- Electronic components
854050	179,352	Data/graphic display tubes, black & white/other monochrome	D- Electronic components

Table 2. Goods covered by the ITA I+II and that are not defined as ICT goods

Commodity code HS2007	World imports 2013, \$	Commodity description
901380	66,265,480,702	Liquid crystal devices not constituting articles provided for more specifically in other headings; other optical appliances & instr., n.e.s. in Ch.90
844399	61,854,222,433	Other parts & accessories for printing machinery excl. 8443.91
850440	50,135,103,972	Static converters
901890	45,490,741,759	Instruments & appliances used in medical/surgical/veterinary sciences, incl. other electro-medical apparatus & sight-testing instr., n.e.s. in 90.18
853690	36,981,499,820	Electrical apparatus for switching/protecting electrical circuits,/for making connections to/in electrical circuits, n.e.s. in 85.36, for a voltage not >1000V
847989	33,055,935,232	Other machines & mechanical appliances, other than Machines & mechanical appliances for treating metal, incl. electric wire coil- winders/Mixing/kneading/crushing /grinding/screening/sifting/homogenising/emulsifying/stirring machines
854370	29,311,796,690	Other machines & apparatus for electrical machines & apparatus, other than than machines & apparatus for electroplating/ electrolysis/electrophoresis/signal generators/particle accelerators.
853890	28,628,678,294	Parts suit. for use solely/principally with the apparatus of 85.35/85.36/85.37 (excl. of 8538.10)
854442	25,042,318,399	Other electric conductors, for a voltage not > 1,000 V, fitted with connectors
854449	24,407,140,512	Other electric conductors, for a voltage not > 1,000 V, not fitted with connectors
852340	20,546,912,326	Optical media for the recording of sound/of other phenomena, but excl. products of Ch. 37.
903180	19,757,279,300	Measuring/checking instr., apparatus& machines, n.e.s. in Ch. 90
853650	18,252,464,633	Switches other than isolating switches & make-&-break switches, for a voltage not >1000V
842139	17,142,453,138	Filtering/purifying machinery & apparatus for gases, other than intake air filters for internal combustion engines
853669	15,722,610,840	Plugs & sockets for a voltage not >1000V
847990	14,659,137,562	Parts of Machines & mechanical appliances having individual functions, not specified/incl. elsewhere in this Ch..
853224	13,983,638,694	Fixed electrical capacitors, other than those of 8532.10, ceramic dielectric, multilayer
848620	12,898,961,739	Machines & apparatus for the manufacture of semiconductor devices/of electronic integrated circuits
852691	12,152,598,833	Radio navigational aid apparatus
902190	11,976,475,485	Appliances which are worn/carried/implanted in the body, to compensate for a defect/disability (excl. of 9021.10-9021.50)
850490	11,778,238,358	Parts of the machines of 85.04
850450	11,596,013,234	Inductors, n.e.s. (excl. for cathode ray tubes)
842199	11,445,125,329	Parts of the filtering/purifying machinery & apparatus of 84.21 (excl. of centrifuges, incl. centrifugal dryers)
902780	11,206,919,082	Instruments & apparatus for physical/chemical analysis, n.e.s. in 90.27
848690	10,899,375,819	Parts & accessories of machines & apparatus of a kind used solely/principally for the manufacture of semiconductor boules/wafers, semiconductor devices, electronic integrated circuits/flat panel displays; machines & apparatus specified in Note 9 (C)

841950	9,970,986,906	Heat exchange units, whether/not electrically heated
902790	9,960,684,245	Microtomes; parts & accessories of instr. & apparatus of 90.27
841459	9,619,112,551	Fans, other than table/floor/wall/window/ceiling/roof fans, with a self-contained electric motor of an output not >125W
901390	9,271,592,216	Parts & accessories of the articles of 90.13
901819	8,652,481,319	Electro-diagnostic apparatus used in medical/surgical/dental/veterinary sciences (incl. apparatus for functional exploratory examination/for checking physiological parameters), n.e.s. in 90.18
381800	8,317,678,647	Chemical elements doped for use in electronics, in the form of discs/wafers/similar forms; chemical comps. doped for use in electronics
390799	7,986,814,416	Polyesters (excl. of 3907.10-3907.91), in primary forms
853120	7,915,187,394	Indicator panels incorporating liquid crystal devices (Lchemically defined)/light emitting diodes (LED)
900190	7,774,368,877	Lenses (excl. of 9001.30-9001.50), prisms, mirrors & other optical elements, of any material, unmounted, other than such elements of glass not optically worked
843139	7,468,047,551	Other parts suitable for use solely/principally with the machinery (excluding that of 84.25, 84.27, 84.28, & of lifts,skip hoists/escalators).
842129	7,399,800,667	Filtering/purifying machinery & apparatus for liquids (excl. of 8421.21-8421.23)
950490	7,158,627,420	Articles for funfair/table/parlour games (excl. playing cards), incl. pintables, special tables for casino games & auto. bowling alley equip.
854390	7,083,013,917	Parts of electrical machines & apparatus, having individual functions, not specified/incl. elsewhere in this Ch..
902620	7,038,158,290	Instruments & apparatus for measuring/checking pressure
902290	6,924,379,306	X-ray generators (excl. tubes), high tension generators, control panels & desks, screens, examination/treatment tables, chairs&the like
900120	6,884,165,728	Sheets & plates of polarising material
903190	6,868,941,376	Parts & accessories of the instr., apparatus & machines of 90.31
350691	6,586,357,308	Adhesives based on polymers of 39.01-39.13/based on rubber
847790	6,405,392,446	Parts of Machinery for working rubber/plastics/for the manufacture of products from these materials, not specified/incl. elsewhere in this Ch..
902750	6,265,404,448	Instruments & apparatus for physical/chemical analysis, using optical radiations (UV, visible, IR), n.e.s. in 90.27
902150	6,008,698,060	Pacemakers for stimulating heart muscles (excl. parts & accessories)
852329	6,001,022,714	Magnetic media for the recording of sound/of other phenomena, but excl. products of Ch. 37., other than cards incorporating a magnetic stripe
841990	5,925,003,953	Parts of machinery, plant/laboratory equipment, whether/not electrically heated (excl. furnaces, ovens & other equipment of heading 85.14), for the treatment of materials by a process involving a change of temperature such as heating, cooking, roasting
846693	5,916,118,537	Parts & accessories for machines of heading 84.56 to 84.61
370790	5,785,308,983	Chemical preparations for photographic uses (other than varnishes, glues, adhesives&similar preparations); unmixed products for photographic uses, put up in measured portions/put up for retail sale in a form ready for use (excl. of 3707.10)
903040	5,511,364,186	Instruments & apparatus specially designed for telecommunications (e.g., cross-talk meters, gain measuring instr., distortion factor meters, psophometers)
853222	5,265,907,075	Fixed electrical capacitors, other than those of 8532.10, aluminium electrolytic
902610	5,128,670,198	Instruments & apparatus for measuring/checking the flow/level of liquids


902710	5,044,424,906	Gas/smoke analysis apparatus
902214	5,012,523,449	Apparatus based on the use of X-rays (excl. of 9022.12), for medical/surgical/veterinary uses
842490	4,900,211,169	Parts of mechanical appliances (whether/not hand-operated) for projecting, dispersing/spraying liquids/powders; fire extinguishers, whether/not charged; spray guns & similar appliances; steam/sand blasting machines & similar jet projecting machines.
854470	4,890,164,549	Optical fibre cables
903149	4,748,557,872	Other optical instruments & appliances , other than 9031.41
901812	4,647,772,037	Ultrasonic scanning apparatus
842489	4,638,219,541	Other mechanical appliances (whether/not hand-operated) for projecting, dispersing/spraying liquids/powders; excl. 8424.10, 8424.20, 8424.30, 8424.81
903090	4,637,714,352	Parts & accessories of the instr. & apparatus of 90.30
901813	4,521,026,719	Magnetic resonance imaging apparatus
902690	4,410,944,874	Parts & accessories of the instr. & appliances of 90.26
901580	4,292,495,138	Surveying/hydrographic/oceanographic/hydrological/meteorological/geophysical instr. & appliances (excl. compasses), n.e.s. in 90.15
853630	4,126,093,323	Apparatus for protecting electrical circuits (excl. of 8536.10 & 8536.20), for a voltage not >1000V
853190	4,095,824,803	Parts of the apparatus of 85.31
853321	4,007,020,462	Fixed electrical resistors (excl. fixed carbon resistors, composition/film types), for a power handling capacity not >20W
901420	3,914,701,474	Instruments & appliances for aeronautical/space navigation (excl. compasses)
900219	3,905,425,246	Objective lenses (excl. of 9002.11), of any material, mounted
848630	3,835,115,336	Machines & apparatus for the manufacture of flat panel displays
846694	3,821,863,194	Parts & accessories for machines of heading 84.62 to 84.63
854890	3,743,371,136	Other electrical parts of machinery/apparatus, not specified/incl. elsewhere in this Ch., other than waste & scrap of primary cells/primary batteries & electric accumulators/ spent primary cells/ spent primary batteries & spent electric accumulators
901850	3,674,540,582	Ophthalmic instr. & appliances n.e.s. in 90.18
848640	3,551,049,460	Machines & apparatus specified in Note 9 (C) to this Ch.
853810	3,522,038,761	Boards, panels, consoles, desks, cabinets & other bases for the goods of 85.37, not equipped with their apparatus
845610	3,516,703,788	Machine-tools for working any material by removal of material, operated by laser/other light/photon beam processes
880390	3,504,587,123	Parts of goods of 88.01/88.02, n.e.s. in 88.03
853340	3,498,081,904	Electrical resistors (excl. heating resistors, light dependent resistors), n.e.s. in 85.33
950430	3,488,031,028	Games other than video games/billiards, operated by coins/banknotes (paper currency)/discs/other similar articles (excl. bowling alley equip.)
902730	3,425,344,339	Spectrometers, spectrophotometers & spectrographs using optical radiations (UV, visible, IR)
902212	3,382,438,054	Computed tomography apparatus

847340	3,275,029,399	Parts & accessories of the machines of heading 84.72
702000	3,138,583,607	Other articles of glass.
851590	3,088,875,786	Parts of electric (incl. electrically heated gas), laser/other light/photon beam, ultrasonic, electron beam, magnetic pulse/plasma arc soldering, brazing/welding machines & apparatus, whether/not capable of cutting; electric machines & apparatus
901590	3,034,390,676	Parts & accessories of the instr. & appliances of 90.15
902680	2,970,505,298	Instruments & apparatus for measuring/checking the flow/level/pressure/other variables of liquids/gases (e.g., flow meters, level gauges, manometers, heat meter), excld instru/apparatus of heading 90.14 & 90.15, 90.28
844391	2,715,497,222	Parts & accessories of printing machinery used for printing by means of plates, cylinders & other printing components of heading 84.42
902720	2,698,910,443	Chromatographs & electrophoresis instr.
370130	2,695,359,193	Photographic plates & film in the flat (excl. film for X-rays, instant print film), sensitised, unexposed, of any material other than paper/paperboard/textiles, with any side >255mm
850590	2,571,794,750	Other, incl. parts of electro-magnets; electro-magnetic/permanent magnet chucks, clamps & similar holding devices; electro-magnetic lifting heads
853180	2,472,077,624	Electric sound/visual signalling apparatus (e.g., bells/sirens/indicator panels/burglar/fire alarms), other than of 85.12/85.30, n.e.s. in 85.31
902300	2,428,253,210	Instruments, apparatus & models designed for demonstrational purposes (e.g., in education/exhibitions), unsuit. for other uses
852692	2,368,386,748	Radio remote control apparatus
902519	2,361,073,878	Thermometers & pyrometers, not combined with other instr. (excl. of 9025.11)
853221	2,359,574,582	Fixed electrical capacitors, other than those of 8532.10, tantalum
852610	2,261,250,678	Radar apparatus
902219	2,221,530,877	Apparatus based on the use of X-rays (excl. of 9022.12), for other than dental/medical/surgical/veterinary uses
900290	2,182,690,639	Lenses, prisms, mirrors & other optical elements, of any material, mounted, being parts of/fittings for instr./apparatus (excl. such elements of glass not optically worked), n.e.s. in 90.02
903141	2,127,982,143	Optical instr. & appliances for inspecting semiconductor wafers/devices/for inspecting photomasks/reticles used in manufacturing semiconductor devices (excl. of 9030.82)
853229	2,058,830,876	Fixed electrical capacitors, n.e.s. in 85.32
903082	2,021,890,974	Instruments & apparatus for measuring/checking semiconductor wafers/devices
902830	1,999,192,961	Electricity meters, incl. calibrating meters therefor
902890	1,972,692,167	Parts & accessories of the meters of 90.28
903033	1,953,699,998	Other instruments & apparatus, for measuring/checking voltage, current, resistance/power, without a recording device, other than 9030.31 & 9030.32,
903089	1,745,302,670	Other instruments & apparatus specially designed for telecommunications, exclud. 9030.82/84
902230	1,688,232,085	X-ray tubes
847590	1,683,268,028	Parts of the machines of 84.75
853225	1,648,262,486	Fixed electrical capacitors, other than those of 8532.10, dielectric of paper/plastics
901490	1,618,453,837	Parts & accessories of the navigational instr. & appliances of 90.14

853939	1,605,329,705	Electric discharge lamps (excl. ultra-violet lamps; excl. of 8539.31 & 8539.32)
844339	1,528,727,093	Other printers, copying machines & facsimile machines, whether/not combined , excl. 8443.31 & 8443.32
844250	1,435,923,407	Printing type, blocks, plates, cylinders & other printing components; blocks, plates, cylinders & lithographic stones, prepared for printing purposes (e.g., planed/grained/polished)
901210	1,396,555,230	Microscopes other than optical microscopes; diffraction apparatus
901480	1,377,278,669	Navigational instr. & appliances (excl. of 9014.10 & 9014.20)
854330	1,330,759,109	Machines & apparatus for electroplating/electrolysis/electrophoresis
847329	1,326,050,628	Parts & accessories (excl. covers, carrying cases & the like) suit. for use solely/principally with the machines of 84.70 other than for those headings incl. in 8473.21
903010	1,148,457,300	Instruments & apparatus for measuring/detecting ionising radiations
902480	1,126,850,673	Machines & appliances for testing the hardness/strength/compressibility/elasticity/other mechanical properties of materials other than metals
902590	1,103,859,432	Parts & accessories of the instr. of 90.25
903281	1,097,122,497	Hydraulic/pneumatic auto. regulating/controlling instr. & apparatus
903039	1,079,685,653	Instruments & apparatus for measuring/checking voltage/current/resistance/power (excl. of 9030.31), without a recording device
851490	1,061,647,740	Parts of Industrial/laboratory electric furnaces & ovens (incl. those functioning by induction/dielectric loss); other industrial/laboratory equipment for the heat treatment of materials by induction/dielectric loss.
880529	1,054,157,832	Ground flying trainers other than air combat simulators, & parts thereof
853329	1,026,784,306	Fixed electrical resistors (excl. fixed carbon resistors, composition/film types), n.e.s. in 85.33
851430	1,022,976,739	Other furnaces & ovens other than Resistance heated furnaces & ovens/ Furnaces & ovens functioning by induction/dielectric loss
880260	1,003,053,958	Spacecraft (incl. satellites) & suborbital & spacecraft launch vehicles
854320	991,040,685	Signal generators
848610	955,269,839	Machines & apparatus for the manufacture of boules/wafers
903084	951,610,731	Other instruments & apparatus specially designed for telecommunications, with a recording device
850870	935,454,615	Parts of vacuum cleaners
847010	919,992,993	Electronic calculators capable of operation without an external source of electric power & pocket-size data recording, repr. & displaying machines with calculating functions
842191	918,593,150	Parts of centrifuges, incl. centrifugal dryers.
901180	907,381,240	Compound optical microscopes (excl. of 9011.10 & 9011.20)
853223	887,087,476	Fixed electrical capacitors, other than those of 8532.10, ceramic dielectric, single layer
842010	871,768,011	Calendering/other rolling machines (excl. for metals/glass)
903020	863,010,380	Oscilloscopes & oscillographs
903220	857,367,926	Manostats
847690	852,595,091	Parts of the machines of 84.76

842390	834,234,398	Weighing machine wts. of all kinds; parts of weighing machinery
902213	754,890,534	Apparatus based on the use of X-rays (excl. of 9022.12), for dental uses
853210	714,282,883	Electrical capacitors, fixed, designed for use in 50/60Hz circuits & having a reactive power handling capacity of not <0.5 kvar (power capacitors)
901811	702,841,199	Electro-cardiographs
900220	692,385,732	Filters (i.e., optical elements), of any material, mounted
853290	684,278,735	Parts of the electrical capacitors of 85.32
370590	663,929,208	Photographic plates & film, exposed&developed, other than cinematographic film (excl. of 3705.10)
901310	660,112,893	Telescopic sights for fitting to arms; periscopes; telescopes designed to form parts of machines/appliances/instr./apparatus of Ch90./Section XVI
853310	658,979,990	Fixed carbon electrical resistors, composition/film types
901190	656,471,290	Parts & accessories of compound optical microscopes, incl. those for photomicrography, cinephotomicrography/microprojection.
901510	651,489,767	Rangefinders
847310	647,177,023	Parts & accessories (excl. covers, carrying cases & the like) suit. for use solely/principally with the machines of 84.69
842381	637,552,122	Weighing machinery (excl. of 8423.10-8423.30), having a maximum weighing capacity not >30kg
901290	634,465,923	Parts & accessories of Microscopes other than optical microscopes; diffraction apparatus.
847090	615,588,161	Other electronic calculating machines, n.e.s. in 84.70
902410	601,336,732	Machines & appliances for testing the hardness/strength/compressibility/elasticity/other mechanical properties of metals
846691	586,274,640	Parts & accessories for machines of heading 84.64
902221	569,855,410	Apparatus based on the use of alpha/beta/gamma radiations, for medical/surgical/dental/veterinary uses, incl. radiography/radiotherapy apparatus
853390	567,644,649	Parts of the electrical resistors of 85.33
903110	565,792,695	Machines for balancing mechanical parts
851440	560,586,867	Equipment for the heat treatment of materials by induction/dielectric loss, n.e.s. in 85.14
903031	528,814,713	Multimeters
901520	527,901,611	Theodolites & tachymeters (tacheometers)
844230	527,363,700	Machinery, apparatus & equipment
901110	515,631,789	Stereoscopic microscopes
370199	509,879,212	Photographic plates & film in the flat, sensitised, unexposed, of any material other than paper/paperboard/textiles, n.e.s. in Ch.37
842382	502,463,354	Weighing machinery (excl. of 8423.10-8423.30), having a maximum weighing capacity >30 kg but not >5000kg
901050	489,904,654	Other apparatus & equipment for photographic (incl. cinematographic) laboratories; negatoscopes
851519	458,287,475	Other brazing/soldering machines & apparatus , other than Soldering irons & guns

842330	428,790,926	Constant weight scales & scales for discharging a predetermined weight of material into a bag/container, incl. hopper scales
901410	424,440,089	Direction finding compasses
902229	423,713,026	Apparatus based on the use of alpha/beta/gamma radiations, for uses other than medical/surgical/dental/veterinary, incl. radiography/radiotherapy apparatus
902490	393,873,387	Parts & accessories of the machines & appliances of 90.24
853230	360,374,496	Variable/adjustable (pre-set) electrical capacitors
901820	324,504,808	Ultra-violet/infra-red ray apparatus used in medical/surgical/dental/veterinary sciences
847689	280,820,098	Automatic goods-vending machines other than beverage-vending machines, other than those incorporating heating/refrigerating devices
901720	273,426,397	Other drawing, marking-out/mathematical calculating instruments
842389	261,560,929	Weighing machinery (excl. balances of a sensitivity of 5cg/better; excl. of 8423.10-8423.82)
901060	256,435,229	Projection screens
847321	253,713,110	Parts & accessories (excl. covers, carrying cases & the like) suit. for use solely/principally with the electronic calculating machines of 8470.10/8470.21/8470.29
903032	253,149,565	Multimeters with a recording device
844240	243,683,942	Parts of the machinery/apparatus/equip. of 8442.10-8442.30
901790	223,162,903	Parts & accessories of 90.17
901090	206,937,574	Parts & accessories of Apparatus & equipment for photographic (incl. cinematographic) laboratories, negatoscopes; projection screens, not specified/incl. elsewhere in this Ch.;
853339	189,973,150	Wirewound variable electrical resistors, incl. rheostats & potentiometers (excl. heating resistors), n.e.s. in 85.33
842320	180,228,218	Scales for continuous weighing of goods on conveyors
901540	163,687,837	Photogrammetrical surveying instr. & appliances
847021	123,957,610	Digital auto. data processing machines other than those of 8470.10, incorporating a printing device
853331	122,368,149	Wirewound variable electrical resistors, incl. rheostats & potentiometers (excl. heating resistors), for a power handling capacity not >20W
847029	118,397,693	Digital auto. data processing machines other than those of 8470.10, not incorporating a printing device
880521	109,509,214	Air combat simulators & parts thereof
847521	101,394,702	Machines for making optical fibres & preforms thereof
847210	60,009,911	Duplicating machines
901710	54,596,554	Drafting tables & machines, whether/not auto.
847030	40,810,853	Calculating machines (excl. of 8470.10-8470.29)
846900	38,263,891	Typewriters other than printers of heading 84.43; word-processing machines.



Recent UNCTAD Technical Notes on ICT for Development

01. Implications of Applying the New Definition of «ICT Goods», May 2011

02. Updating the Partnership Definition of ICT Goods From HS 2007 to HS 2012, January 2014

03. International Trade in ICT Services and ICT-enabled Services: Proposed Indicators from the Partnership on Measuring ICT for Development, October 2015

04. Global Assessment of Sex-disaggregated ICT Employment Statistics: Data Availability and Challenges on Measurement and Compilation, July 2015

05. Trade in ICT Goods and the 2015 Expansion of the WTO Information Technology Agreement, December 2015

For more information about UNCTAD's work on ICT for Development please contact:

ICT Analysis Section

Division on Tehcnology and Logistics

www.unctad.org/ict4d

ict4d@unctad.org

Follow us on Twitter: @ICT4DatUNCTAD